



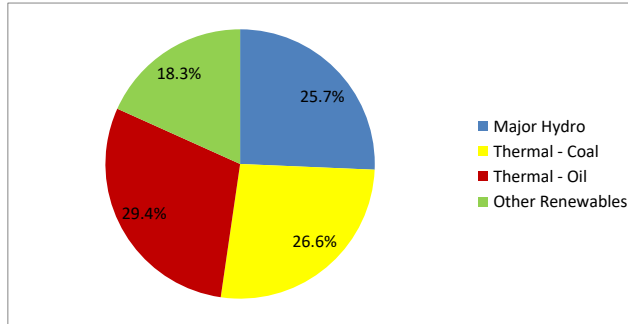
Daily Electricity Generation & Cost Estimation Report

4th October 2024



Daily Generation Mix -4th Oct 2024

Plant Type	Generation (GWh)	Percentage
Major Hydro	12.26	25.7%
Thermal - Coal	12.71	26.6%
Thermal - Furnace Oil	10.50	22.0%
Thermal - Diesel	0.01	0.0%
Thermal - Naphtha	3.54	7.4%
Wind - CEB	2.28	4.8%
Wind - IPP	1.30	2.7%
Solar - IPP - Ground Mounted	0.77	1.6%
Solar - Roof Top	2.42	5.1%
Mini Hydro	1.62	3.4%
Municipal Solid Waste	0.34	0.7%
Total	47.75	



Note – Estimated generation from roof top solar, non-telemetered solar and mini hydro plants has been included in the above figures

Estimated Generation Cost : 4th Oct 2024

Plant Type	Energy Cost (Mn LKR)	Non Fuel Energy Cost (Mn LKR)	Capacity Cost (Mn LKR)	Total Cost of Generation (Mn LKR)	Energy Cost per Unit (LKR/kWh)	Non fuel Energy Cost per Unit (LKR/kWh)	Capacity Charge per Unit (LKR/kWh)	Cost of Electricity per Unit (LKR/kWh)
Major Hydro	0.0	0.0	37.6	37.6	0.00	0.00	3.07	3.07
Thermal - Coal	230.7	27.5	44.5	302.7	18.15	2.16	3.50	23.81
Thermal - Furnace Oil	474.7	9.4	50.3	534.3	45.20	0.89	4.79	50.88
Thermal - Diesel	0.8	1.5	19.8	22.0	62.49	111.70	1519.75	1693.94
Thermal - Naphtha	182.3	1.9	3.2	187.4	51.52	0.54	0.90	52.96
Wind - CEB	0.0	0.0	20.9	20.9	0.00	0.00	9.16	9.16
Wind - IPP	21.0	0.0	0.0	21.0	16.12	0.00	0.00	16.12
Solar - IPP - Ground Mounted	14.9	0.0	0.0	14.9	19.50	0.00	0.00	19.50
Solar - Roof Top	60.3	0.0	0.0	60.3	24.92	0.00	0.00	24.92
Mini Hydro	23.7	0.0	0.0	23.7	14.61	0.00	0.00	14.61
Municipal Solid Waste	13.4	0.0	0.0	13.4	39.30	0.00	0.00	39.30
Total	1021.8	40.2	176.2	1238.2	21.40	0.84	3.69	25.93

Note -

Start/Stop costs has been excluded in the calculation

Capacity cost is based on the approved BST submission.

Unit Cost of Generation for the day : **25.93 LKR/kWh**
 Total Generation Cost for the day: **1238.16 Mn LKR**

Fuel Prices

(as at 1st Oct 2024)

	Price (LKR/Liter or LKR/kg)
Furnace	191.00
Coal	44.20
Naphtha	191.16
Auto Diesel	283.00

Scheduled (Day Ahead) Generation Mix - 4th Oct 2024 (Excluding generation from non telemetered power plants)

Plant Type	Generation (GWh)	Percentage
Major Hydro	11.8	27%
Thermal - Coal	13.0	29%
Thermal - Furnace Oil	10.5	24%
Thermal - Diesel	0.0	0%
Thermal - Naphtha	3.6	8%
Wind - CEB		
Wind - IPP	2.9	7%
Solar	0.4	1%
Mini Hydro	2.01	5%
Total	44.17	

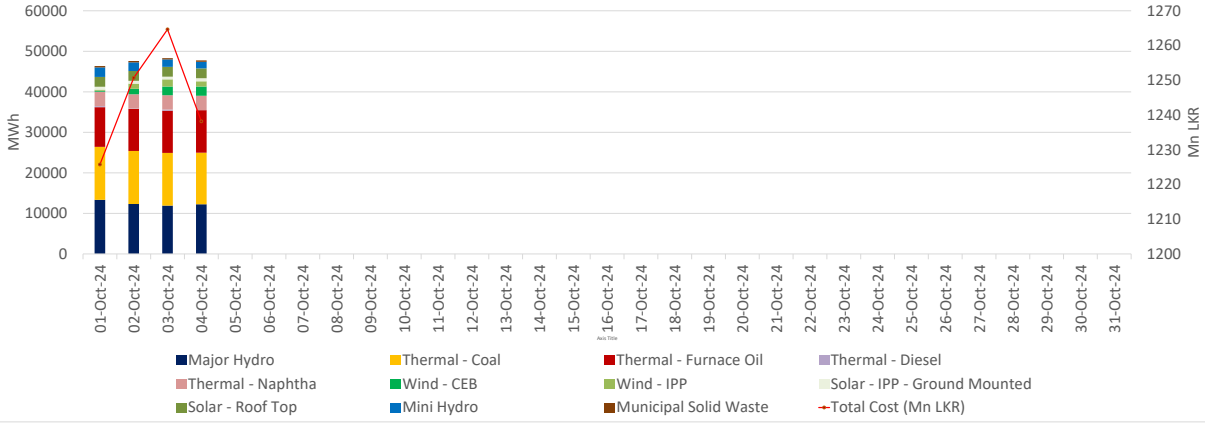
Estimated Generation Cost for the Scheduled Dispatch (Excluding non telemetered NCRE plants) **1168.98 Mn LKR**

Actual Generation Mix - 4th Oct 2024 (Excluding generation from non telemetered power plants)

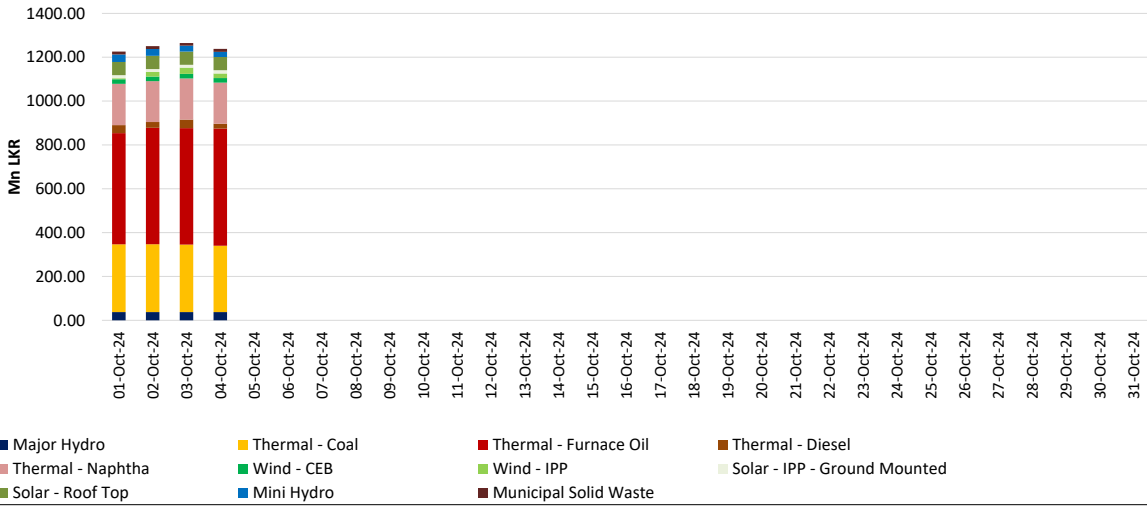
Plant Type	Generation (GWh)	Percentage
Major Hydro	12.3	27%
Thermal - Coal	12.7	28%
Thermal - Furnace Oil	10.5	23%
Thermal - Diesel	0.01	0%
Thermal - Naphtha	3.5	8%
Wind - CEB	2.3	5%
Wind - IPP	1.3	3%
Solar	0.8	2%
Mini Hydro	1.5	3%
Total	44.90	

Estimated Generation Cost for the Actual Dispatch (Excluding non telemetered NCRE plants) **1160.09 Mn LKR**

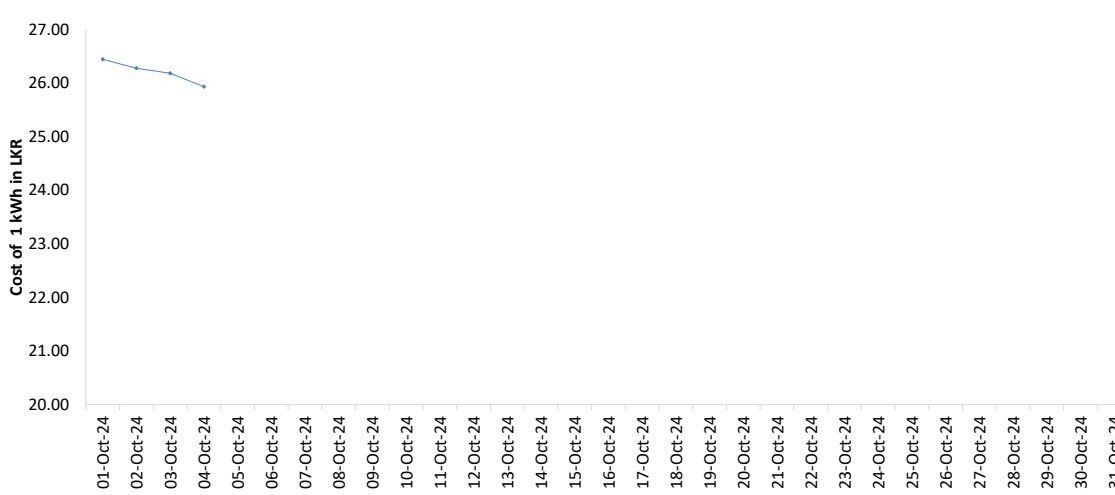
Generation mix and Total cost of generation - Oct 2024

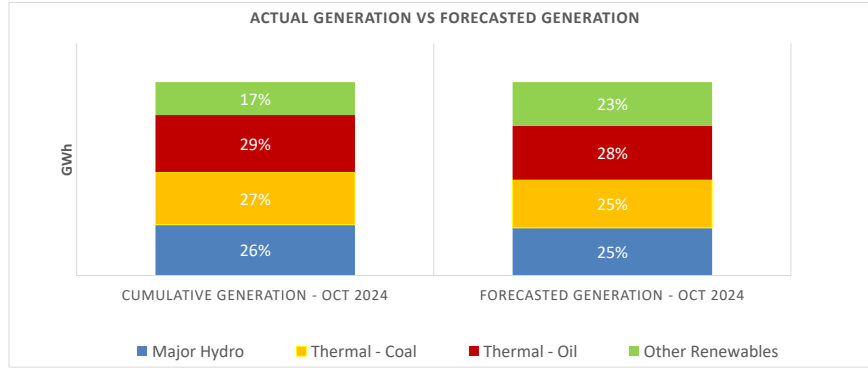


Cost of Generation - Oct 2024



Per Unit Cost of Generation - Oct 2024





	Cumulative Generation - Oct 2024 [GWh]	Forecasted Generation - Oct 2024 [GWh]
Major Hydro	50	347
Thermal - Coal	52	350
Thermal - Oil	56	393
Other Renewables	32	317
Total	190	1407

Forecasted Generation - SDDP Sept 2024

Estimated Cost of Generation - Oct 2024 (Mn LKR)

Major Hydro	150.36 Mn LKR
Thermal - Coal	1229.22 Mn LKR
Thermal - Furnace Oil	2103.48 Mn LKR
Thermal - Diesel	123.98 Mn LKR
Thermal - Naphtha	749.69 Mn LKR
Wind - CEB	83.42 Mn LKR
Wind - IPP	74.67 Mn LKR
Solar - IPP - Ground Mounted	55.63 Mn LKR
Solar - Roof Top	241.20 Mn LKR
Mini Hydro	116.02 Mn LKR
Municipal Solid Waste	51.56 Mn LKR
Total Generation Cost	4,979.23 Mn LKR

Generation Energy Cost (Oct) 4,113.62 Mn LKR

*Generation Capacity Cost (Oct) 704.81 Mn LKR

Other Cost (Oct) 160.80 Mn LKR

Average Unit Cost of Generation (Oct) 26.20 LKR/kWh

Note -

* Capacity cost is based on the approved BST submission.