



# Daily Electricity Generation & Cost Estimation Report

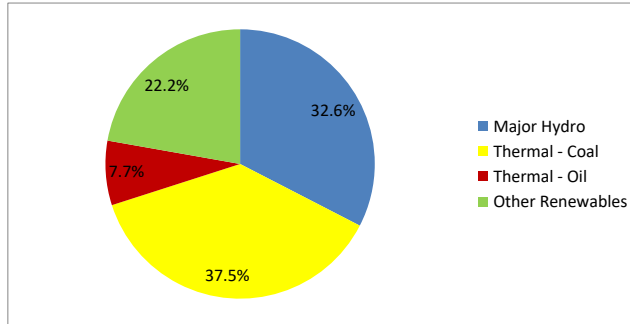
---

13th September 2024



**Daily Generation Mix -13th Sept 2024**

Plant Type	Generation (GWh)	Percentage
Major Hydro	15.76	32.6%
Thermal - Coal	18.14	37.5%
Thermal - Furnace Oil	3.73	7.7%
Thermal - Diesel	0.01	0.0%
Thermal - Naphtha	0.00	0.0%
Wind - CEB	2.22	4.6%
Wind - IPP	2.25	4.6%
Solar - IPP - Ground Mounted	0.78	1.6%
Solar - Roof Top	2.14	4.4%
Mini Hydro	3.01	6.2%
Municipal Solid Waste	0.36	0.7%
<b>Total</b>	<b>48.38</b>	



Note – Estimated generation from roof top solar, non-telemetered solar and mini hydro plants has been included in the above figures

**Estimated Generation Cost : 13th Sept 2024**

Plant Type	Energy Cost (Mn LKR)	Non Fuel Energy Cost (Mn LKR)	Capacity Cost (Mn LKR)	Total Cost of Generation (Mn LKR)	Energy Cost per Unit (LKR/kWh)	Non fuel Energy Cost per Unit (LKR/kWh)	Capacity Charge per Unit (LKR/kWh)	Cost of Electricity per Unit (LKR/kWh)
Major Hydro	0.0	0.0	38.0	38.0	0.00	0.00	2.41	2.41
Thermal - Coal	331.3	28.4	44.5	404.2	18.27	1.56	2.45	22.29
Thermal - Furnace Oil	154.2	9.7	51.7	215.6	41.33	2.60	13.86	57.79
Thermal - Diesel	0.6	1.5	20.0	22.1	79.93	187.56	2496.77	2764.26
Thermal - Naphtha	0.0	2.0	3.3	5.3	0.00	0.00	0.00	0.00
Wind - CEB	0.0	0.0	21.5	21.5	0.00	0.00	9.72	9.72
Wind - IPP	36.2	0.0	0.0	36.2	16.12	0.00	0.00	16.12
Solar - IPP - Ground Mounted	15.2	0.0	0.0	15.2	19.50	0.00	0.00	19.50
Solar - Roof Top	53.3	0.0	0.0	53.3	24.92	0.00	0.00	24.92
Mini Hydro	44.0	0.0	0.0	44.0	14.61	0.00	0.00	14.61
Municipal Solid Waste	14.2	0.0	0.0	14.2	39.30	0.00	0.00	39.30
<b>Total</b>	<b>648.9</b>	<b>41.5</b>	<b>179.0</b>	<b>869.5</b>	<b>13.41</b>	<b>0.86</b>	<b>3.70</b>	<b>17.97</b>

Note -

Start/Stop costs has been excluded in the calculation

Capacity cost is based on the approved BST submission.

Unit Cost of Generation for the day : **17.97 LKR/kWh**  
 Total Generation Cost for the day: **869.48 Mn LKR**

**Fuel Prices**

( as at 1st Sept 2024)

	Price (LKR/Liter or LKR/kg)
Furnace	181.00
Coal	44.50
Naphtha	197.06
Auto Diesel	307.00

**Scheduled (Day Ahead) Generation Mix - 13th Sept 2024 (Excluding generation from non telemetered power plants)**

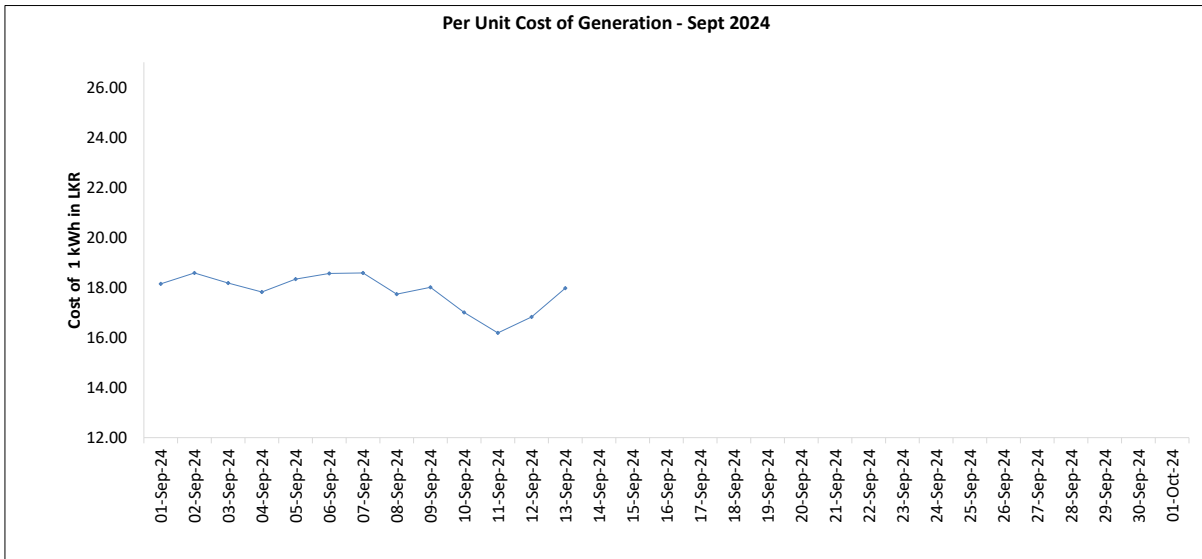
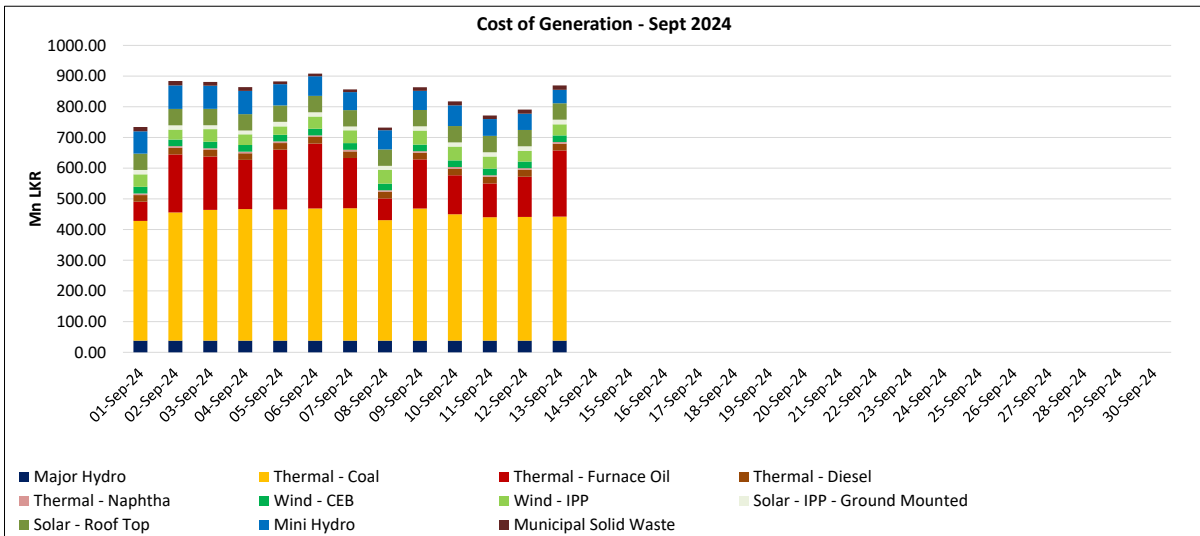
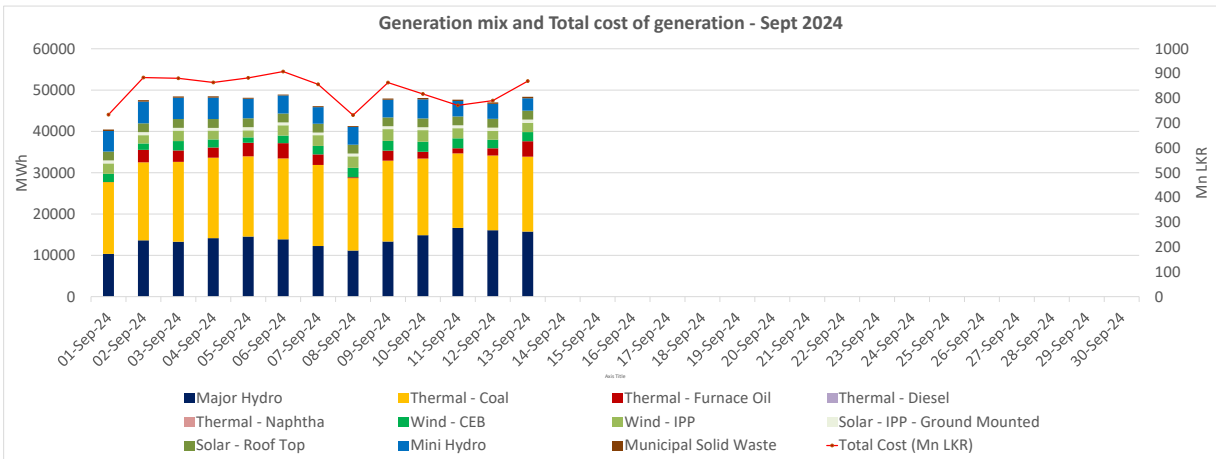
Plant Type	Generation (GWh)	Percentage
Major Hydro	16.2	36%
Thermal - Coal	17.9	40%
Thermal - Furnace Oil	3.0	7%
Thermal - Diesel	0.0	0%
Thermal - Naphtha	0.0	0%
Wind - CEB	4.0	9%
Wind - IPP	0.6	1%
Solar	3.54	8%
Mini Hydro		
<b>Total</b>	<b>45.17</b>	

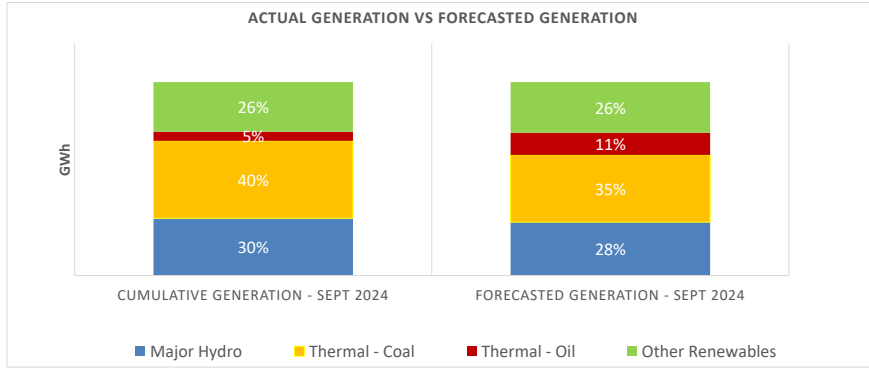
Estimated Generation Cost for the Scheduled Dispatch (Excluding non telemetered NCRE plants) **762.27 Mn LKR**

**Actual Generation Mix - 13th Sept 2024 (Excluding generation from non telemetered power plants)**

Plant Type	Generation (GWh)	Percentage
Major Hydro	15.8	34%
Thermal - Coal	18.1	40%
Thermal - Furnace Oil	3.7	8%
Thermal - Diesel	0.01	0%
Thermal - Naphtha	0.0	0%
Wind - CEB	2.2	5%
Wind - IPP	2.2	5%
Solar	0.8	2%
Mini Hydro	2.8	6%
<b>Total</b>	<b>45.71</b>	

Estimated Generation Cost for the Actual Dispatch (Excluding non telemetered NCRE plants) **799.45 Mn LKR**





	Cumulative Generation - Sept 2024 [GWh]	Forecasted Generation - Sept 2024 [GWh]
Major Hydro	180	380
Thermal - Coal	244	479
Thermal - Oil	29	158
Other Renewables	156	360
<b>Total</b>	<b>609</b>	<b>1377</b>

Forecasted Generation - SDDP Aug 2024

**Estimated Cost of Generation - Sept 2024 ( Mn LKR)**

Major Hydro	493.38 Mn LKR
Thermal - Coal	5396.77 Mn LKR
Thermal - Furnace Oil	1970.45 Mn LKR
Thermal - Diesel	280.85 Mn LKR
Thermal - Naphtha	68.67 Mn LKR
Wind - CEB	280.00 Mn LKR
Wind - IPP	504.59 Mn LKR
Solar - IPP - Ground Mounted	179.17 Mn LKR
Solar - Roof Top	693.21 Mn LKR
Mini Hydro	836.71 Mn LKR
Municipal Solid Waste	151.84 Mn LKR
<b>Total Generation Cost</b>	<b>10,855.65 Mn LKR</b>

Generation Energy Cost (Sept) 7,988.68 Mn LKR

\*Generation Capacity Cost (Sept) 2,326.94 Mn LKR

Other Cost (Sept) 540.03 Mn LKR

Average Unit Cost of Generation (Sept) 17.84 LKR/kWh

Note -

\* Capacity cost is based on the approved BST submission.