



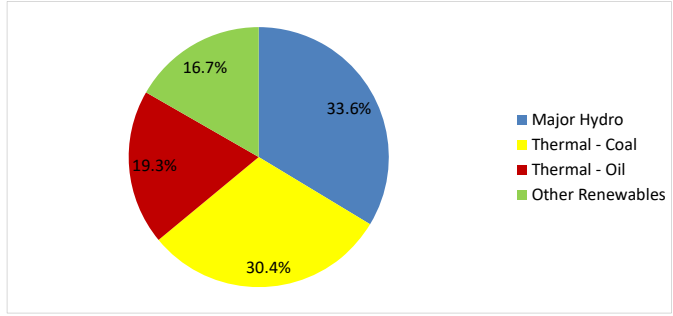
Daily Electricity Generation & Cost Estimation Report

15th April 2024



Daily Generation Mix - 15th April 2024

Plant Type	Generation (GWh)	Percentage
Major Hydro	11.56	33.6%
Thermal - Coal	10.44	30.4%
Thermal - Furnace Oil	6.63	19.3%
Thermal - Diesel	0.00	0.0%
Thermal - Naphtha	0.00	0.0%
Wind - CEB	0.49	1.4%
Wind - IPP	0.48	1.4%
Solar - IPP - Ground Mounted	0.52	1.5%
Solar - Roof Top	2.08	6.1%
Mini Hydro	1.71	5.0%
Municipal Solid Waste	0.46	1.3%
Total	34.36	



Note – Estimated generation from roof top solar, non-telemetered solar and mini hydro plants has been included in the above figures

Estimated Generation Cost : 15th April 2024

Plant Type	Energy Cost (Mn LKR)	Non Fuel Energy Cost (Mn LKR)	Capacity Cost (Mn LKR)	Total Cost of Generation (Mn LKR)	Energy Cost per Unit (LKR/kWh)	Non fuel Energy Cost per Unit (LKR/kWh)	Capacity Charge per Unit (LKR/kWh)	Cost of Electricity per Unit (LKR/kWh)
Major Hydro	0.0	0.0	41.3	41.3	0.00	0.00	3.58	3.58
Thermal - Coal	219.3	28.4	37.9	285.6	21.01	2.72	3.63	27.36
Thermal - Furnace Oil	303.9	15.2	51.7	370.8	45.83	2.29	7.80	55.92
Thermal - Diesel	0.0	2.3	7.9	10.2	0.00	0.00	0.00	0.00
Thermal - Naphtha	0.0	2.0	2.9	4.9	0.00	0.00	0.00	0.00
Wind - CEB	0.0	0.0	21.3	21.3	0.00	0.00	44.01	44.01
Wind - IPP	6.7	0.0	0.0	6.7	13.75	0.00	0.00	13.75
Solar - IPP - Ground Mounted	10.2	0.0	0.0	10.2	19.67	0.00	0.00	19.67
Solar - Roof Top	51.2	0.0	0.0	51.2	24.59	0.00	0.00	24.59
Mini Hydro	24.4	0.0	0.0	24.4	14.27	0.00	0.00	14.27
Municipal Solid Waste	16.1	0.0	0.0	16.1	35.02	0.00	0.00	35.02
Total	631.7	47.9	163.1	842.7	18.39	1.39	4.75	24.53

Note -

Start/Stop costs has been excluded in the calculation

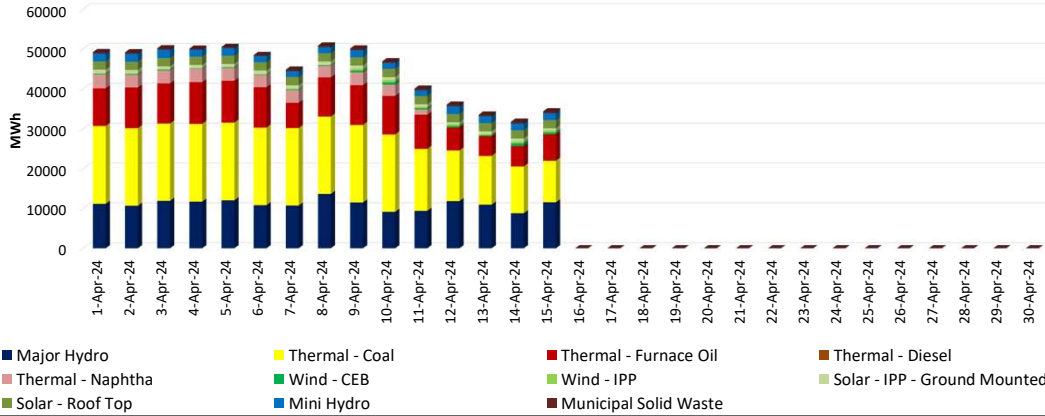
Unit Cost of Generation for the day : **24.53** LKR/kWh
 Total Generation Cost for the day: **842.68** Mn LKR

Fuel Prices

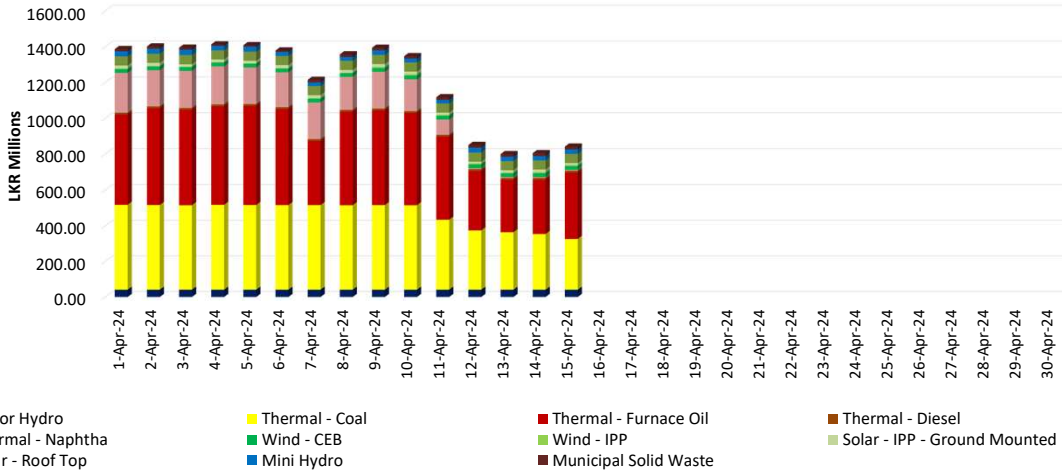
(as at 9th April 2024)

	Price (LKR/Liter or LKR/kg)
Furnace	202.00
Coal	51.18
Naphtha	231.00
Auto Diesel	363.00

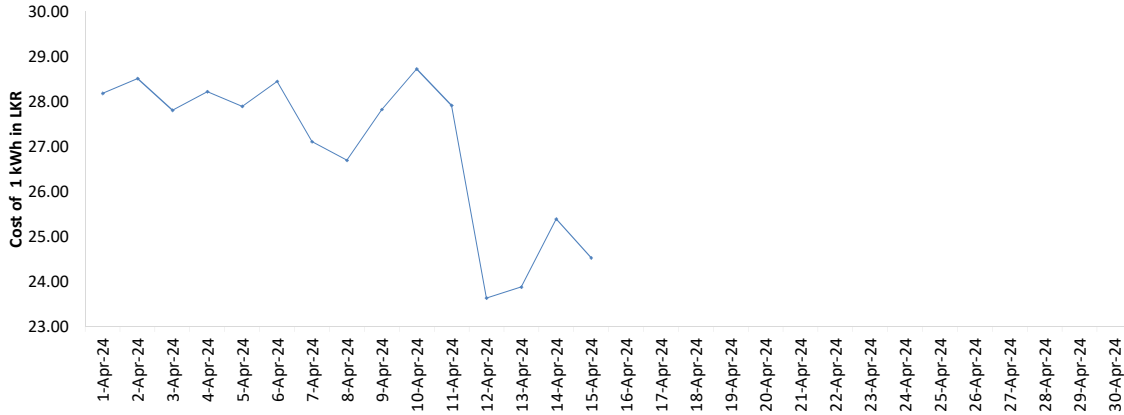
Generation Mix - April 2024

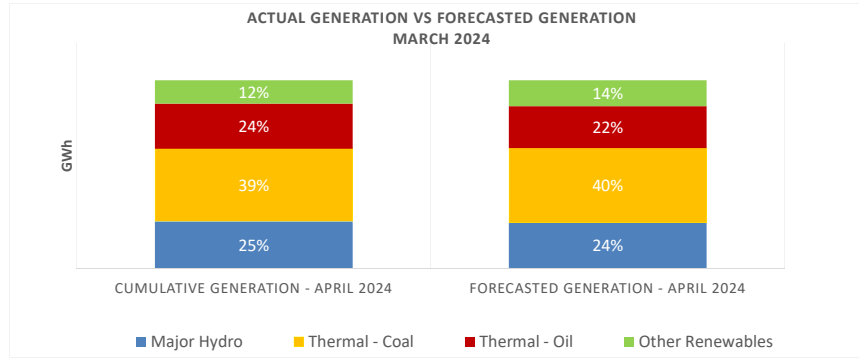


Cost of Generation - April 2024



Per Unit Cost of Generation - April 2024





	Cumulative Generation - April 2024 [GWh]	Forecasted Generation - April 2024 [GWh]
Major Hydro	166	310
Thermal - Coal	257	507
Thermal - Oil	161	284
Other Renewables	82	176
Total	666	1276

Forecasted Generation - SDDP March 2024

Estimated Cost of Generation - April 2024 (Mn LKR)

Major Hydro	620.00 Mn LKR
Thermal - Coal	6396.69 Mn LKR
Thermal - Furnace Oil	6906.62 Mn LKR
Thermal - Diesel	153.07 Mn LKR
Thermal - Naphtha	2116.34 Mn LKR
Wind - CEB	320.20 Mn LKR
Wind - IPP	61.82 Mn LKR
Solar - IPP - Ground Mounted	214.06 Mn LKR
Solar - Roof Top	767.33 Mn LKR
Mini Hydro	367.91 Mn LKR
Municipal Solid Waste	194.24 Mn LKR
Total Generation Cost (Apr)	18,118.28 Mn LKR

Generation Energy Cost (Apr)	14,953.86 Mn LKR
Generation Capacity Cost (Apr)	2,446.34 Mn LKR
Other Cost (Apr)	718.07 Mn LKR

Average Unit Cost of Generation (Apr) 27.20 LKR/kWh