



# Daily Electricity Generation & Cost Estimation Report

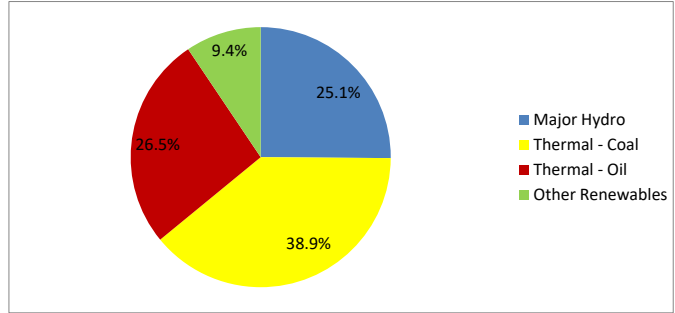
---

19th March 2024



**Daily Generation Mix - 19th March 2024**

Plant Type	Generation (GWh)	Percentage
Major Hydro	12.59	25.1%
Thermal - Coal	19.53	38.9%
Thermal - Furnace Oil	9.73	19.4%
Thermal - Diesel	0.00	0.0%
Thermal - Naphtha	3.57	7.1%
Wind - CEB	0.31	0.6%
Wind - IPP	0.29	0.6%
Solar - IPP - Ground Mounted	0.87	1.7%
Solar - Roof Top	1.67	3.3%
Mini Hydro	1.17	2.3%
Municipal Solid Waste	0.41	0.8%
<b>Total</b>	<b>50.14</b>	



Note – Estimated generation from roof top solar, non-telemetered solar and mini hydro plants has been included in the above figures

**Estimated Generation Cost : 19th March 2024**

Plant Type	Energy Cost (Mn LKR)	Non Fuel Energy Cost (Mn LKR)	Capacity Cost (Mn LKR)	Total Cost of Generation (Mn LKR)	Energy Cost per Unit (LKR/kWh)	Non fuel Energy Cost per Unit (LKR/kWh)	Capacity Charge per Unit (LKR/kWh)	Cost of Electricity per Unit (LKR/kWh)
Major Hydro	0.0	0.0	40.0	40.0	0.00	0.00	3.18	3.18
Thermal - Coal	401.6	27.5	36.7	465.8	20.56	1.41	1.88	23.85
Thermal - Furnace Oil	442.4	14.7	51.3	508.4	45.48	1.51	5.27	52.27
Thermal - Diesel	0.0	2.3	7.6	9.9	0.00	0.00	0.00	0.00
Thermal - Naphtha	187.2	1.9	2.8	191.9	52.47	0.54	0.79	53.80
Wind - CEB	0.0	0.0	20.7	20.7	0.00	0.00	66.21	66.21
Wind - IPP	4.0	0.0	0.0	4.0	13.75	0.00	0.00	13.75
Solar - IPP - Ground Mounted	17.0	0.0	0.0	17.0	19.67	0.00	0.00	19.67
Solar - Roof Top	41.1	0.0	0.0	41.1	24.59	0.00	0.00	24.59
Mini Hydro	16.7	0.0	0.0	16.7	14.27	0.00	0.00	14.27
Municipal Solid Waste	14.4	0.0	0.0	14.4	35.02	0.00	0.00	35.02
<b>Total</b>	<b>1124.5</b>	<b>46.3</b>	<b>159.1</b>	<b>1329.9</b>	<b>22.43</b>	<b>0.92</b>	<b>3.17</b>	<b>26.52</b>

Note -

Start/Stop costs has been excluded in the calculation

Unit Cost of Generation for the day : **26.52** LKR/kWh  
 Total Generation Cost for the day: **1329.88** Mn LKR

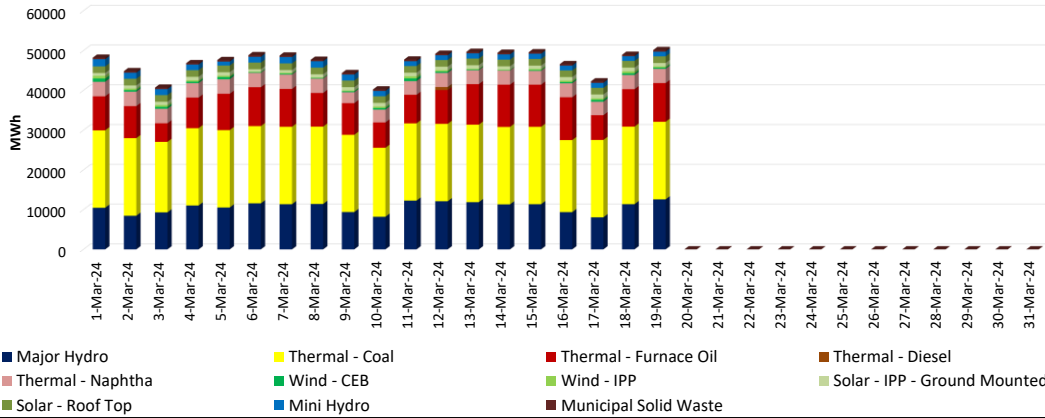
**Fuel Prices**

(as at 1st March 2024)

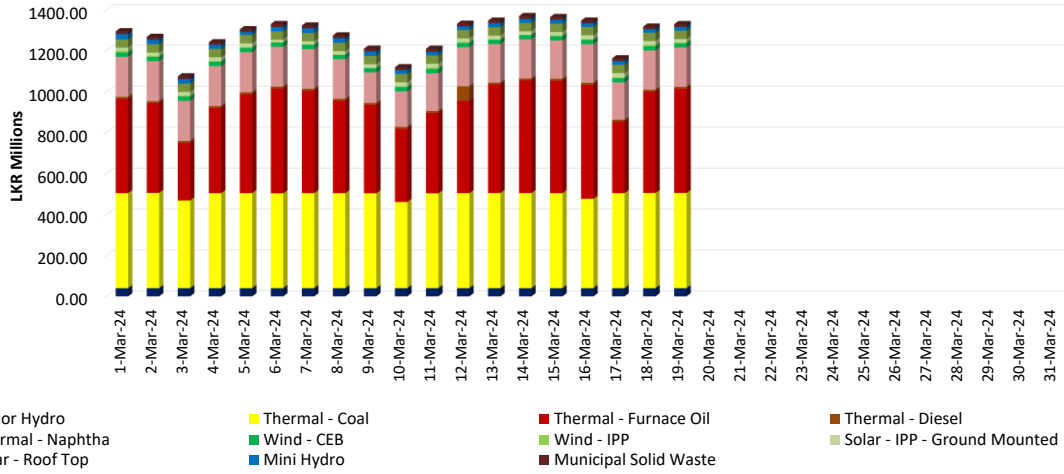
	Price (LKR/Liter or LKR/kg)
Furnace	199.00
*Coal	50.09
Naphtha	194.70
Auto Diesel	363.00

\* February coal stock price

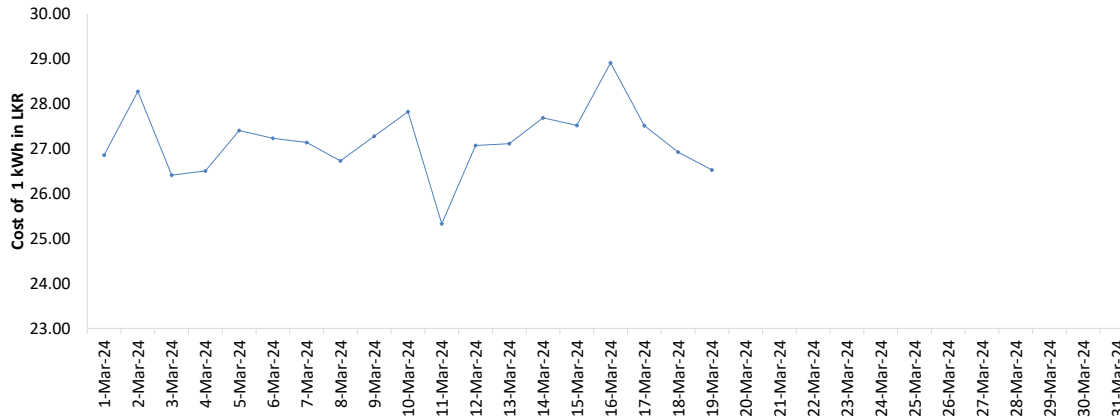
Generation Mix - March 2024

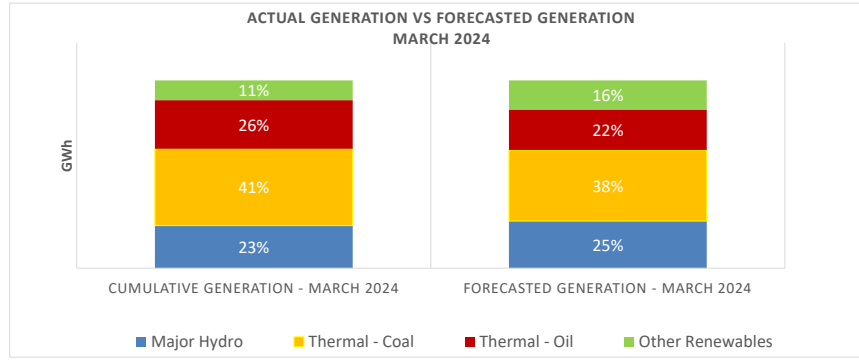


Cost of Generation - March 2024



Per Unit Cost of Generation - March 2024





	Cumulative Generation - March 2024 [GWh]	Forecasted Generation - March 2024 [GWh]
Major Hydro	202	348
Thermal - Coal	365	524
Thermal - Oil	231	298
Other Renewables	94	215
<b>Total</b>	<b>892</b>	<b>1385</b>

Forecasted Generation - SDDP February 2024

**Estimated Cost of Generation - March 2024 ( Mn LKR)**

Major Hydro	760.00 Mn LKR
Thermal - Coal	8725.37 Mn LKR
Thermal - Furnace Oil	8706.40 Mn LKR
Thermal - Diesel	248.79 Mn LKR
Thermal - Naphtha	3580.37 Mn LKR
Wind - CEB	392.51 Mn LKR
Wind - IPP	84.70 Mn LKR
Solar - IPP - Ground Mounted	319.12 Mn LKR
Solar - Roof Top	780.37 Mn LKR
Mini Hydro	369.22 Mn LKR
Municipal Solid Waste	253.21 Mn LKR
<b>Total Generation Cost (Mar)</b>	<b>24,220.05 Mn LKR</b>

Generation Energy Cost (Mar)	20,317.38 Mn LKR
Generation Capacity Cost (Mar)	3,022.46 Mn LKR
Other Cost (Mar)	880.22 Mn LKR

Average Unit Cost of Generation (Mar) 27.16 LKR/kWh