



# Daily Electricity Generation & Cost Estimation Report

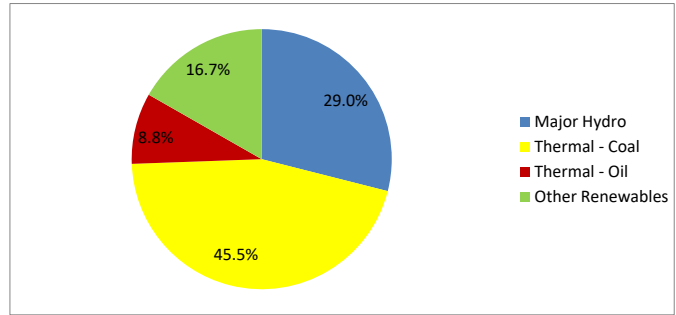
---

26th January 2024



**Daily Generation Mix - 26th January 2024**

Plant Type	Generation (GWh)	Percentage
Major Hydro	12.39	29.0%
Thermal - Coal	19.46	45.5%
Thermal - Furnace Oil	3.78	8.8%
Thermal - Diesel	0.00	0.0%
Thermal - Naphtha	0.00	0.0%
Wind - CEB	0.82	1.9%
Wind - IPP	0.66	1.5%
Solar - IPP - Ground Mounted	0.69	1.6%
Solar - Roof Top	1.65	3.9%
Mini Hydro	2.89	6.8%
Municipal Solid Waste	0.46	1.1%
<b>Total</b>	<b>42.79</b>	



Note – Estimated generation from roof top solar, non-telemetered solar and mini hydro plants has been included in the above figures

**Estimated Generation Cost : 26th January 2024**

Plant Type	Energy Cost (Mn LKR)	Non Fuel Energy Cost (Mn LKR)	Capacity Cost (Mn LKR)	Total Cost of Generation (Mn LKR)	Energy Cost per Unit (LKR/kWh)	Non fuel Energy Cost per Unit (LKR/kWh)	Capacity Charge per Unit (LKR/kWh)	Cost of Electricity per Unit (LKR/kWh)
Major Hydro	0.0	0.0	59.6	59.6	0.00	0.00	4.81	4.81
Thermal - Coal	400.6	8.2	66.1	474.8	20.59	0.42	3.40	24.40
Thermal - Furnace Oil	177.6	6.0	60.8	244.4	47.03	1.58	16.11	64.71
Thermal - Diesel	0.0	1.8	15.9	17.7	0.00	0.00	0.00	0.00
Thermal - Naphtha	0.0	1.2	6.5	7.6	0.00	0.00	0.00	0.00
Wind - CEB	0.0	0.0	5.9	5.9	0.00	0.00	7.27	7.27
Wind - IPP	9.1	0.0	0.0	9.1	13.75	0.00	0.00	13.75
Solar - IPP - Ground Mounted	13.5	0.0	0.0	13.5	19.67	0.00	0.00	19.67
Solar - Roof Top	40.6	0.0	0.0	40.6	24.59	0.00	0.00	24.59
Mini Hydro	41.3	0.0	0.0	41.3	14.27	0.00	0.00	14.27
Municipal Solid Waste	16.2	0.0	0.0	16.2	35.02	0.00	0.00	35.02
<b>Total</b>	<b>698.8</b>	<b>17.1</b>	<b>214.8</b>	<b>930.7</b>	<b>16.33</b>	<b>0.40</b>	<b>5.02</b>	<b>21.75</b>

Note -

Start/Stop costs has been excluded in the calculation

2023 Sept BST submission has been considered in the calculation

**Unit Cost of Generation for the day : 21.75 LKR/kWh**  
**Total Generation Cost for the day: 930.7 Mn LKR**

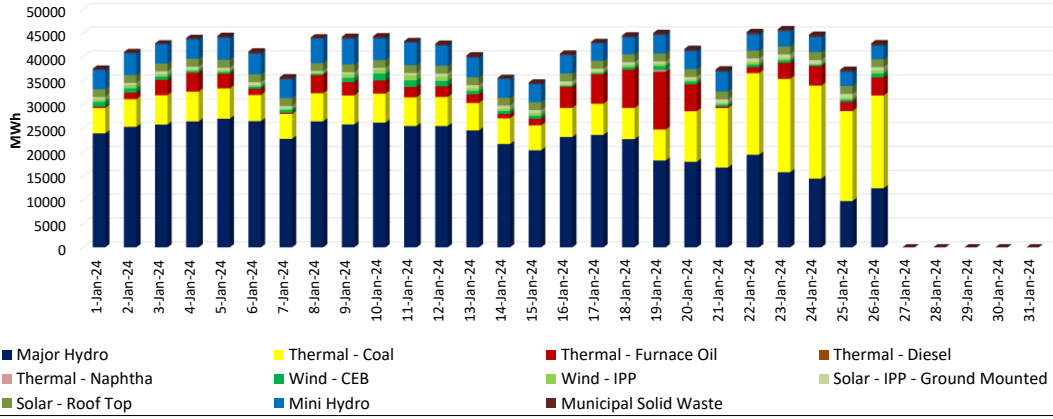
**Fuel Prices**

( as at 1st Jan 2024 ; New price adjustment )

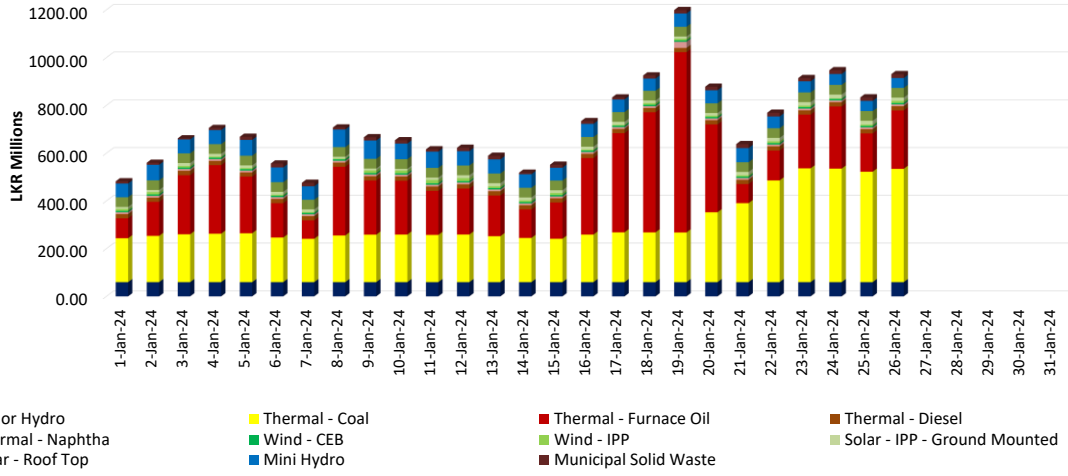
	Price (LKR/Liter or LKR/kg)
Furnace	209.00
Coal	50.15
*Naphtha	175.00
Auto Diesel	358.00

\*VAT exempted fuel price

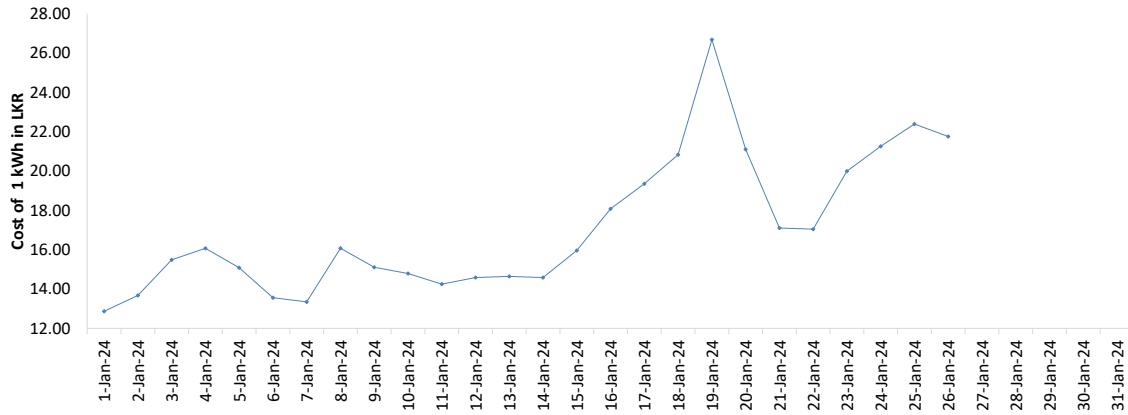
Generation Mix - January 2024

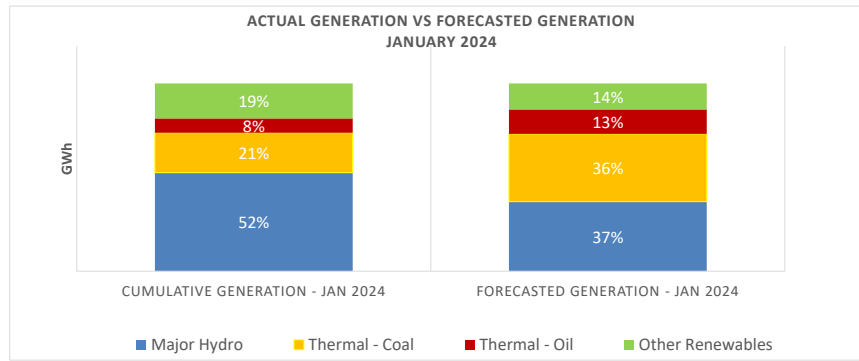


Cost of Generation - January 2024



Per Unit Cost of Generation - January 2024





	Cumulative Generation - January 2024 [GWh]	Forecasted Generation - January 2024 [GWh]
Major Hydro	568	478
Thermal - Coal	230	467
Thermal - Oil	83	168
Other Renewables	202	180
<b>Total</b>	<b>1082</b>	<b>1293</b>

Forecasted Generation - SDDP January 2024

**Estimated Cost of Generation - January 2024 ( Mn LKR)**

Major Hydro	1549.05 Mn LKR
Thermal - Coal	6671.82 Mn LKR
Thermal - Furnace Oil	6236.39 Mn LKR
Thermal - Diesel	462.03 Mn LKR
Thermal - Naphtha	216.52 Mn LKR
Wind - CEB	154.23 Mn LKR
Wind - IPP	177.73 Mn LKR
Solar - IPP - Ground Mounted	303.96 Mn LKR
Solar - Roof Top	1055.09 Mn LKR
Mini Hydro	1490.14 Mn LKR
Municipal Solid Waste	323.68 Mn LKR
<b>Total Generation Cost (Jan)</b>	<b>18,640.63 Mn LKR</b>
<b>Average Unit Cost of Generation (Jan)</b>	<b>17.22 LKR/kWh</b>