



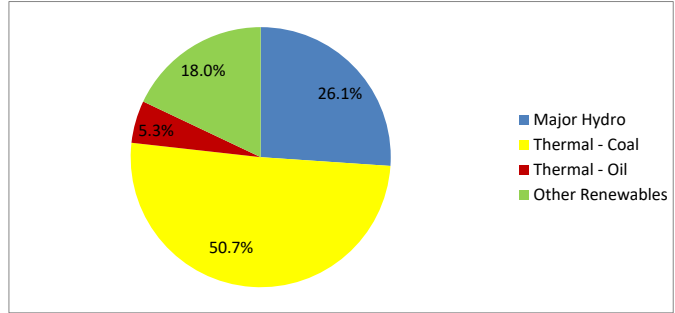
Daily Electricity Generation & Cost Estimation Report

25th January 2024



Daily Generation Mix - 25th January 2024

Plant Type	Generation (GWh)	Percentage
Major Hydro	9.71	26.1%
Thermal - Coal	18.87	50.7%
Thermal - Furnace Oil	1.96	5.3%
Thermal - Diesel	0.00	0.0%
Thermal - Naphtha	0.00	0.0%
Wind - CEB	0.41	1.1%
Wind - IPP	0.40	1.1%
Solar - IPP - Ground Mounted	0.83	2.2%
Solar - Roof Top	1.65	4.4%
Mini Hydro	3.00	8.0%
Municipal Solid Waste	0.41	1.1%
Total	37.23	



Note – Estimated generation from roof top solar, non-telemetered solar and mini hydro plants has been included in the above figures

Estimated Generation Cost : 25th January 2024

Plant Type	Energy Cost (Mn LKR)	Non Fuel Energy Cost (Mn LKR)	Capacity Cost (Mn LKR)	Total Cost of Generation (Mn LKR)	Energy Cost per Unit (LKR/kWh)	Non fuel Energy Cost per Unit (LKR/kWh)	Capacity Charge per Unit (LKR/kWh)	Cost of Electricity per Unit (LKR/kWh)
Major Hydro	0.0	0.0	99.5	99.5	0.00	0.00	10.24	10.24
Thermal - Coal	388.6	27.5	134.6	550.6	20.59	1.45	7.13	29.17
Thermal - Furnace Oil	93.5	14.7	76.0	184.2	47.61	7.48	38.73	93.82
Thermal - Diesel	0.0	2.9	28.7	31.6	0.00	0.00	0.00	0.00
Thermal - Naphtha	0.0	1.9	11.8	13.7	0.00	0.00	0.00	0.00
Wind - CEB	0.0	0.0	17.6	17.6	0.00	0.00	43.17	43.17
Wind - IPP	5.4	0.0	0.0	5.4	13.75	0.00	0.00	13.75
Solar - IPP - Ground Mounted	16.3	0.0	0.0	16.3	19.67	0.00	0.00	19.67
Solar - Roof Top	40.6	0.0	0.0	40.6	24.59	0.00	0.00	24.59
Mini Hydro	42.8	0.0	0.0	42.8	14.27	0.00	0.00	14.27
Municipal Solid Waste	14.4	0.0	0.0	14.4	35.02	0.00	0.00	35.02
Total	601.5	47.0	368.1	1016.6	16.15	1.26	9.89	27.30

Note -

Start/Stop costs has been excluded in the calculation

Unit Cost of Generation for the day : 27.30 LKR/kWh
Total Generation Cost for the day: 1016.6 Mn LKR

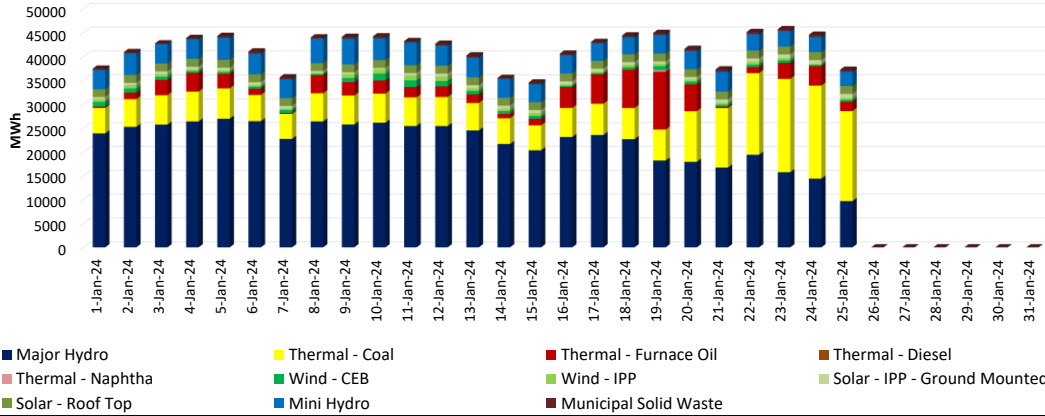
Fuel Prices

(as at 1st Jan 2024 ; New price adjustment)

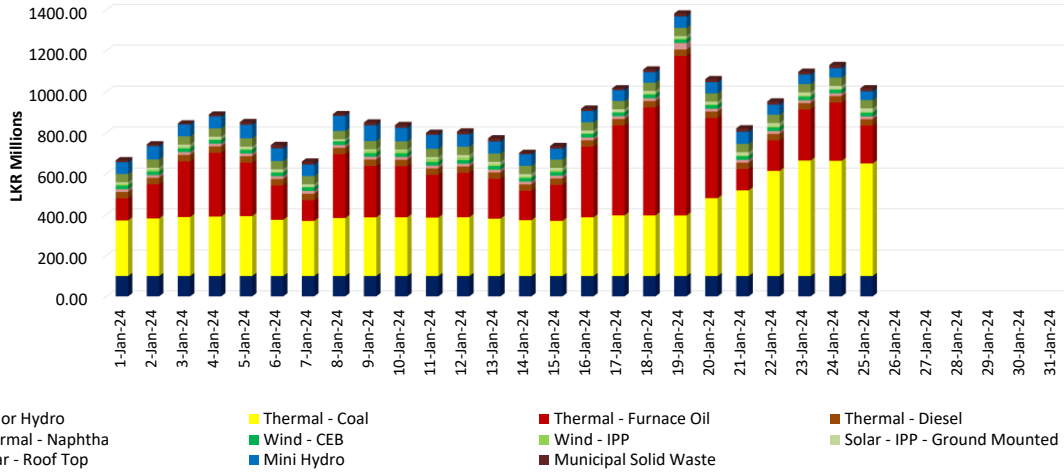
	Price (LKR/Liter or LKR/kg)
Furnace	209.00
Coal	50.15
*Naphtha	175.00
Auto Diesel	358.00

*VAT exempted fuel price

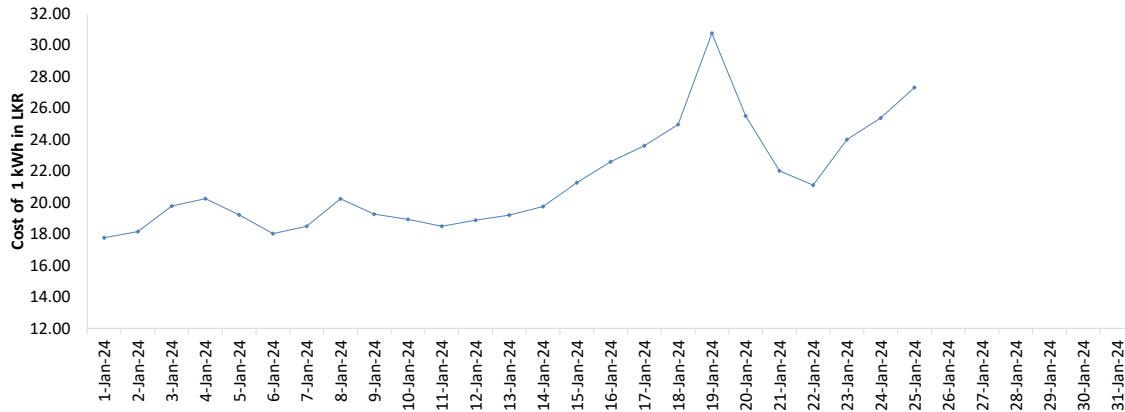
Generation Mix - January 2024

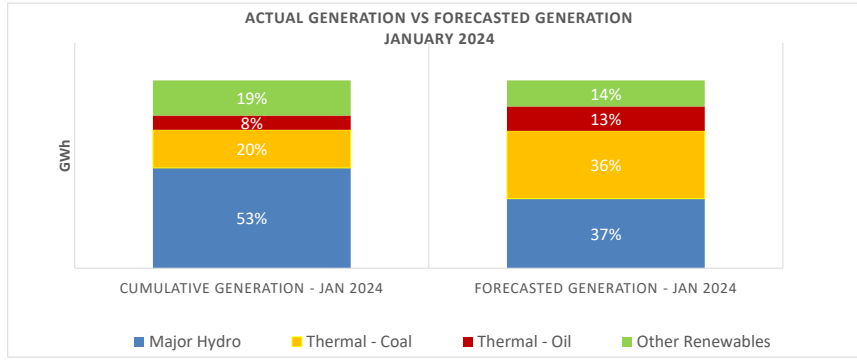


Cost of Generation - January 2024



Per Unit Cost of Generation - January 2024





	Cumulative Generation - January 2024 [GWh]	Forecasted Generation - January 2024 [GWh]
Major Hydro	555	478
Thermal - Coal	211	467
Thermal - Oil	79	168
Other Renewables	195	180
Total	1039	1293

Forecasted Generation - SDDP January 2024

Estimated Cost of Generation - January 2024 (Mn LKR)

Major Hydro	2486.49 Mn LKR
Thermal - Coal	8391.48 Mn LKR
Thermal - Furnace Oil	6589.51 Mn LKR
Thermal - Diesel	790.94 Mn LKR
Thermal - Naphtha	361.56 Mn LKR
Wind - CEB	439.21 Mn LKR
Wind - IPP	168.68 Mn LKR
Solar - IPP - Ground Mounted	290.48 Mn LKR
Solar - Roof Top	1014.51 Mn LKR
Mini Hydro	1448.84 Mn LKR
Municipal Solid Waste	307.46 Mn LKR
Total Generation Cost (Jan)	22,289.16 Mn LKR
Average Unit Cost of Generation (Jan)	21.44 LKR/kWh