



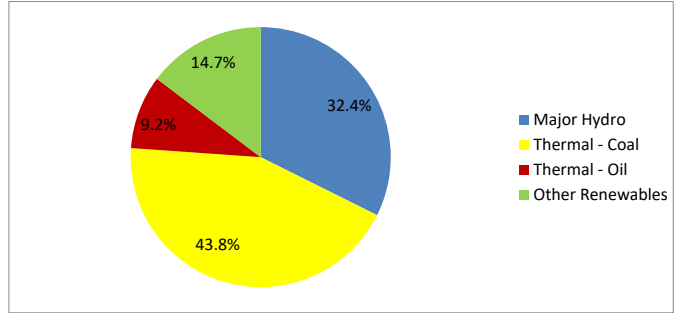
Daily Electricity Generation & Cost Estimation Report

24th January 2024



Daily Generation Mix - 24th January 2024

Plant Type	Generation (GWh)	Percentage
Major Hydro	14.42	32.4%
Thermal - Coal	19.50	43.8%
Thermal - Furnace Oil	4.09	9.2%
Thermal - Diesel	0.00	0.0%
Thermal - Naphtha	0.00	0.0%
Wind - CEB	0.27	0.6%
Wind - IPP	0.20	0.5%
Solar - IPP - Ground Mounted	0.80	1.8%
Solar - Roof Top	1.65	3.7%
Mini Hydro	3.19	7.1%
Municipal Solid Waste	0.45	1.0%
Total	44.57	



Note – Estimated generation from roof top solar, non-telemetered solar and mini hydro plants has been included in the above figures

Estimated Generation Cost : 24th January 2024

Plant Type	Energy Cost (Mn LKR)	Non Fuel Energy Cost (Mn LKR)	Capacity Cost (Mn LKR)	Total Cost of Generation (Mn LKR)	Energy Cost per Unit (LKR/kWh)	Non fuel Energy Cost per Unit (LKR/kWh)	Capacity Charge per Unit (LKR/kWh)	Cost of Electricity per Unit (LKR/kWh)
Major Hydro	0.0	0.0	99.5	99.5	0.00	0.00	6.90	6.90
Thermal - Coal	401.5	27.5	134.6	563.5	20.59	1.41	6.90	28.90
Thermal - Furnace Oil	193.4	14.7	76.0	284.1	47.30	3.59	18.59	69.48
Thermal - Diesel	0.0	2.9	28.7	31.6	0.00	0.00	0.00	0.00
Thermal - Naphtha	0.0	1.9	11.8	13.7	0.00	0.00	0.00	0.00
Wind - CEB	0.0	0.0	17.6	17.6	0.00	0.00	66.30	66.30
Wind - IPP	2.8	0.0	0.0	2.8	13.75	0.00	0.00	13.75
Solar - IPP - Ground Mounted	15.7	0.0	0.0	15.7	19.67	0.00	0.00	19.67
Solar - Roof Top	40.6	0.0	0.0	40.6	24.59	0.00	0.00	24.59
Mini Hydro	45.5	0.0	0.0	45.5	14.27	0.00	0.00	14.27
Municipal Solid Waste	15.9	0.0	0.0	15.9	35.02	0.00	0.00	35.02
Total	715.3	47.0	368.1	1130.4	16.05	1.05	8.26	25.37

Note -

Start/Stop costs has been excluded in the calculation

Unit Cost of Generation for the day : 25.37 LKR/kWh
Total Generation Cost for the day: 1130.4 Mn LKR

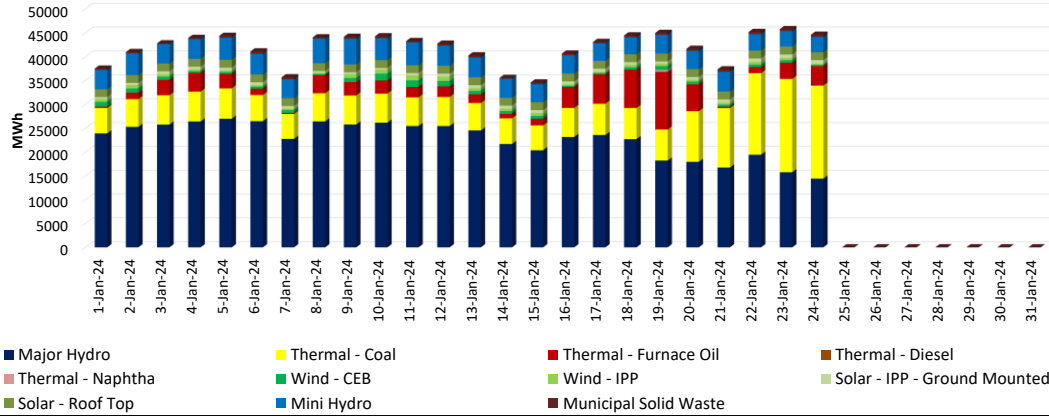
Fuel Prices

(as at 1st Jan 2024 ; New price adjustment)

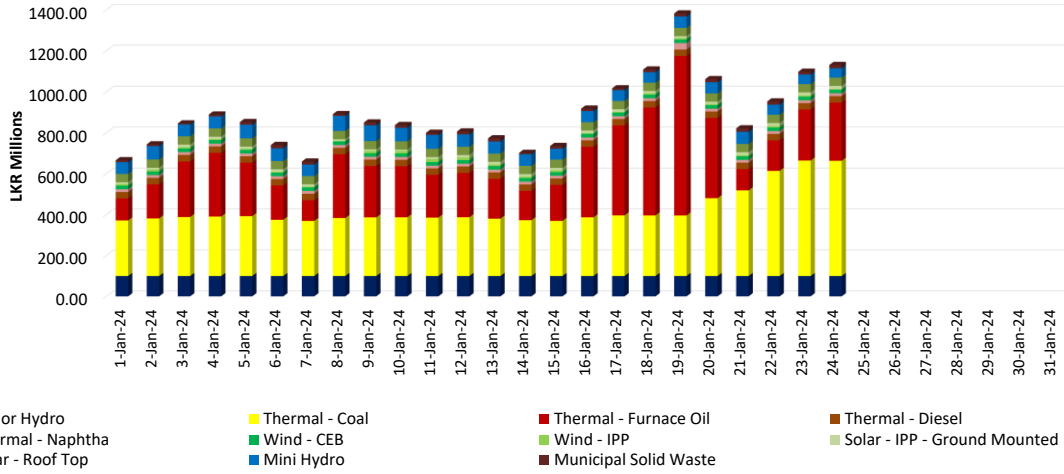
	Price (LKR/Liter or LKR/kg)
Furnace	209.00
Coal	50.15
*Naphtha	175.00
Auto Diesel	358.00

*VAT exempted fuel price

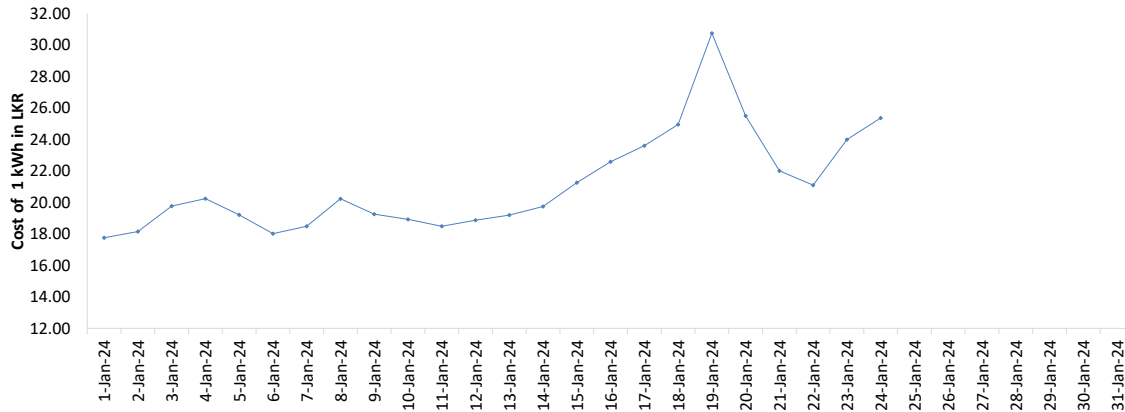
Generation Mix - January 2024

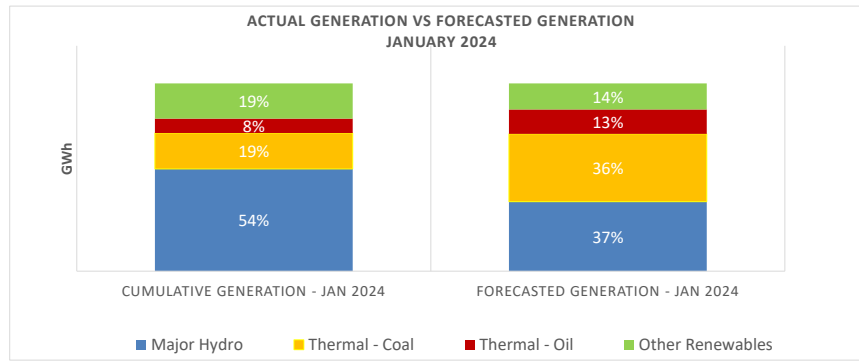


Cost of Generation - January 2024



Per Unit Cost of Generation - January 2024





	Cumulative Generation - January 2024 [GWh]	Forecasted Generation - January 2024 [GWh]
Major Hydro	545	478
Thermal - Coal	192	467
Thermal - Oil	77	168
Other Renewables	188	180
Total	1002	1293

Forecasted Generation - SDDP January 2024

Estimated Cost of Generation - January 2024 (Mn LKR)

Major Hydro	2387.03 Mn LKR
Thermal - Coal	7840.86 Mn LKR
Thermal - Furnace Oil	6405.34 Mn LKR
Thermal - Diesel	759.34 Mn LKR
Thermal - Naphtha	347.82 Mn LKR
Wind - CEB	421.64 Mn LKR
Wind - IPP	163.24 Mn LKR
Solar - IPP - Ground Mounted	274.19 Mn LKR
Solar - Roof Top	973.93 Mn LKR
Mini Hydro	1406.09 Mn LKR
Municipal Solid Waste	293.07 Mn LKR
Total Generation Cost (Jan)	21,272.55 Mn LKR
Average Unit Cost of Generation (Jan)	21.23 LKR/kWh