



# Daily Electricity Generation & Cost Estimation Report

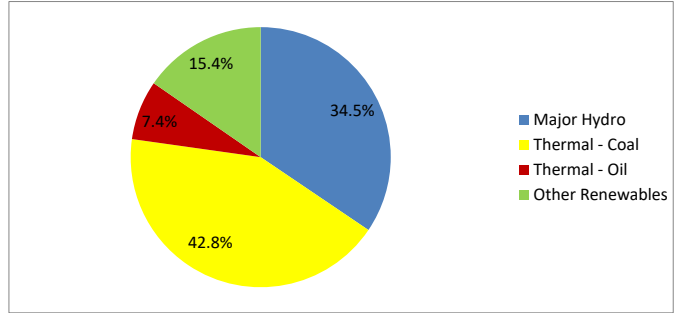
---

23rd January 2024



**Daily Generation Mix - 23rd January 2024**

Plant Type	Generation (GWh)	Percentage
Major Hydro	15.76	34.5%
Thermal - Coal	19.56	42.8%
Thermal - Furnace Oil	3.39	7.4%
Thermal - Diesel	0.00	0.0%
Thermal - Naphtha	0.00	0.0%
Wind - CEB	0.53	1.2%
Wind - IPP	0.45	1.0%
Solar - IPP - Ground Mounted	0.75	1.6%
Solar - Roof Top	1.65	3.6%
Mini Hydro	3.26	7.1%
Municipal Solid Waste	0.39	0.8%
<b>Total</b>	<b>45.74</b>	



Note – Estimated generation from roof top solar, non-telemetered solar and mini hydro plants has been included in the above figures

**Estimated Generation Cost : 23rd January 2024**

Plant Type	Energy Cost (LKR Mn)	Non Fuel Energy Cost (LKR Mn)	Capacity Cost (LKR Mn)	Total Cost of Generation (LKR Mn)	Energy Cost per Unit (LKR/kWh)	Non fuel Energy Cost per Unit (LKR/kWh)	Capacity Charge per Unit (LKR/kWh)	Cost of Electricity per Unit (LKR/kWh)
Major Hydro	0.0	0.0	99.5	99.5	0.00	0.00	6.31	6.31
Thermal - Coal	402.7	27.5	134.6	564.7	20.59	1.40	6.88	28.87
Thermal - Furnace Oil	158.1	14.7	76.0	248.8	46.71	4.34	22.46	73.51
Thermal - Diesel	0.0	2.9	28.7	31.6	0.00	0.00	0.00	0.00
Thermal - Naphtha	0.0	1.9	11.8	13.7	0.00	0.00	0.00	0.00
Wind - CEB	0.0	0.0	17.6	17.6	0.00	0.00	32.90	32.90
Wind - IPP	6.2	0.0	0.0	6.2	13.75	0.00	0.00	13.75
Solar - IPP - Ground Mounted	14.8	0.0	0.0	14.8	19.67	0.00	0.00	19.67
Solar - Roof Top	40.6	0.0	0.0	40.6	24.59	0.00	0.00	24.59
Mini Hydro	46.5	0.0	0.0	46.5	14.27	0.00	0.00	14.27
Municipal Solid Waste	13.5	0.0	0.0	13.5	35.02	0.00	0.00	35.02
<b>Total</b>	<b>682.4</b>	<b>47.0</b>	<b>368.1</b>	<b>1097.5</b>	<b>14.92</b>	<b>1.03</b>	<b>8.05</b>	<b>24.00</b>

Note -

Start/Stop costs has been excluded in the calculation

**Unit Cost of Generation for the day : 24.00 LKR/kWh**  
**Total Generation Cost for the day: 1097.5 Mn LKR**

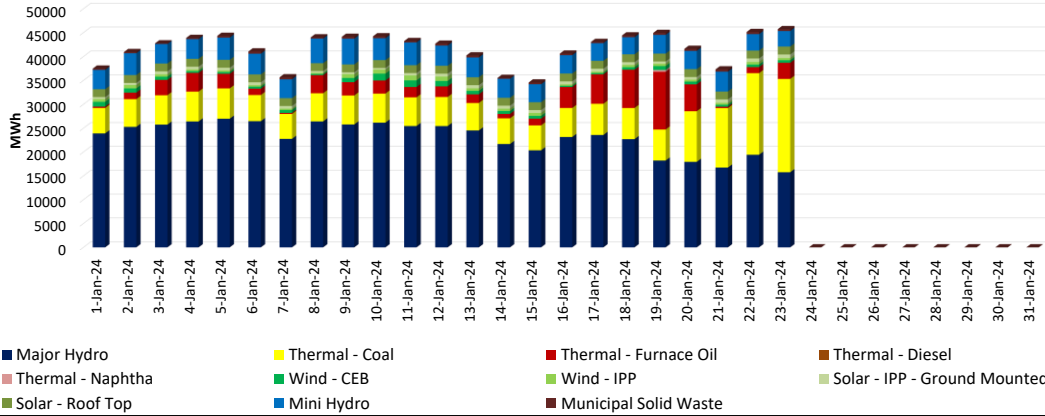
**Fuel Prices**

( as at 1st Jan 2024 ; New price adjustment )

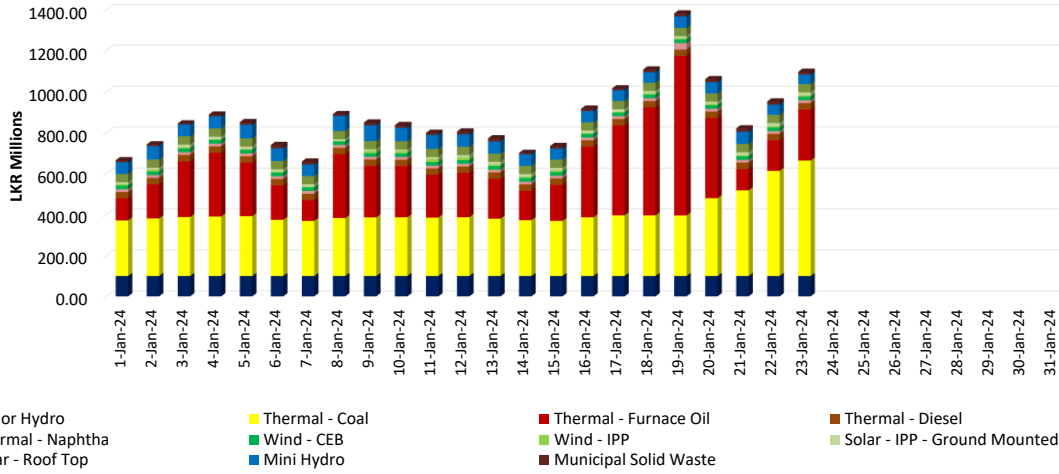
	Price (LKR/Liter or LKR/kg)
Furnace	209.00
Coal	50.15
*Naphtha	175.00
Auto Diesel	358.00

\*VAT exempted fuel price

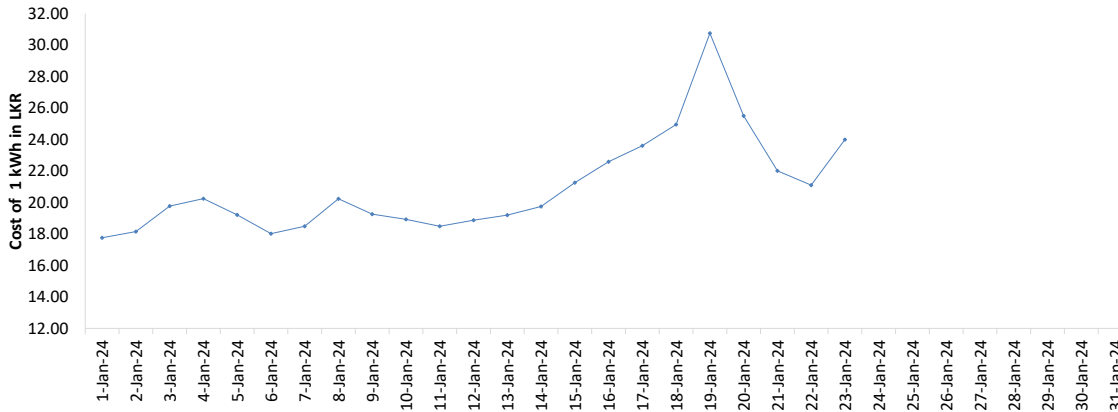
Generation Mix - January 2024

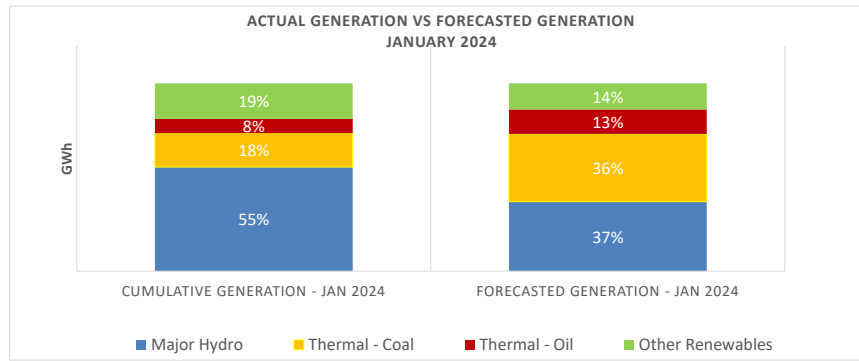


Cost of Generation - January 2024



Per Unit Cost of Generation - January 2024





	Cumulative Generation - January 2024 [GWh]	Forecasted Generation - January 2024 [GWh]
Major Hydro	531	478
Thermal - Coal	172	467
Thermal - Oil	73	168
Other Renewables	181	180
<b>Total</b>	<b>958</b>	<b>1293</b>

Forecasted Generation - SDDP January 2024

**Estimated Cost of Generation - January 2024 ( Mn LKR)**

Major Hydro	2287.57 Mn LKR
Thermal - Coal	7277.36 Mn LKR
Thermal - Furnace Oil	6121.23 Mn LKR
Thermal - Diesel	727.73 Mn LKR
Thermal - Naphtha	334.08 Mn LKR
Wind - CEB	404.07 Mn LKR
Wind - IPP	160.45 Mn LKR
Solar - IPP - Ground Mounted	258.52 Mn LKR
Solar - Roof Top	933.34 Mn LKR
Mini Hydro	1360.63 Mn LKR
Municipal Solid Waste	277.17 Mn LKR
<b>Total Generation Cost (Jan)</b>	<b>20,142.14 Mn LKR</b>
<b>Average Unit Cost of Generation (Jan)</b>	<b>21.03 LKR/kWh</b>