



# Daily Electricity Generation & Cost Estimation Report

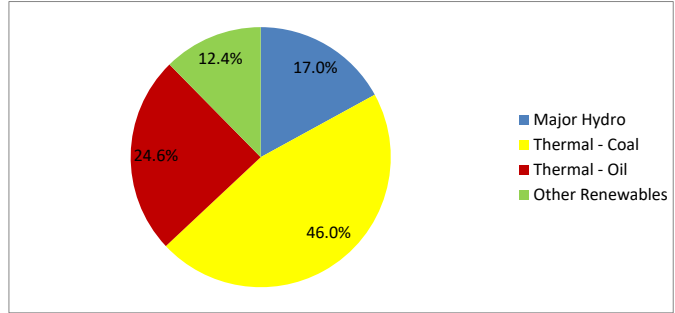
---

23rd February 2024



**Daily Generation Mix - 23rd February 2024**

Plant Type	Generation (GWh)	Percentage
Major Hydro	6.79	17.0%
Thermal - Coal	18.34	46.0%
Thermal - Furnace Oil	9.81	24.6%
Thermal - Diesel	0.00	0.0%
Thermal - Naphtha	0.00	0.0%
Wind - CEB	0.11	0.3%
Wind - IPP	0.18	0.5%
Solar - IPP - Ground Mounted	0.74	1.9%
Solar - Roof Top	1.47	3.7%
Mini Hydro	2.02	5.1%
Municipal Solid Waste	0.41	1.0%
<b>Total</b>	<b>39.88</b>	



Note – Estimated generation from roof top solar, non-telemetered solar and mini hydro plants has been included in the above figures

**Estimated Generation Cost : 23rd February 2024**

Plant Type	Energy Cost (Mn LKR)	Non Fuel Energy Cost (Mn LKR)	Capacity Cost (Mn LKR)	Total Cost of Generation (Mn LKR)	Energy Cost per Unit (LKR/kWh)	Non fuel Energy Cost per Unit (LKR/kWh)	Capacity Charge per Unit (LKR/kWh)	Cost of Electricity per Unit (LKR/kWh)
Major Hydro	0.0	0.0	63.7	63.7	0.00	0.00	9.38	9.38
Thermal - Coal	377.2	8.7	70.6	456.5	20.56	0.48	3.85	24.89
Thermal - Furnace Oil	316.5	6.4	65.0	387.9	32.25	0.65	6.63	39.53
Thermal - Diesel	0.0	1.9	17.0	19.0	0.00	0.00	0.00	0.00
Thermal - Naphtha	0.0	1.2	6.9	8.2	0.00	0.00	0.00	0.00
Wind - CEB	0.0	0.0	6.3	6.3	0.00	0.00	55.62	55.62
Wind - IPP	2.5	0.0	0.0	2.5	13.75	0.00	0.00	13.75
Solar - IPP - Ground Mounted	14.6	0.0	0.0	14.6	19.67	0.00	0.00	19.67
Solar - Roof Top	36.2	0.0	0.0	36.2	24.59	0.00	0.00	24.59
Mini Hydro	28.8	0.0	0.0	28.8	14.27	0.00	0.00	14.27
Municipal Solid Waste	14.5	0.0	0.0	14.5	35.02	0.00	0.00	35.02
<b>Total</b>	<b>790.1</b>	<b>18.3</b>	<b>229.6</b>	<b>1038.1</b>	<b>19.81</b>	<b>0.46</b>	<b>5.76</b>	<b>26.03</b>

Note -

Start/Stop costs has been excluded in the calculation

Capacity Cost : 2023 Sept BST submission has been considered in the calculation

**Unit Cost of Generation for the day : 26.03 LKR/kWh**  
**Total Generation Cost for the day: 1038.08 Mn LKR**

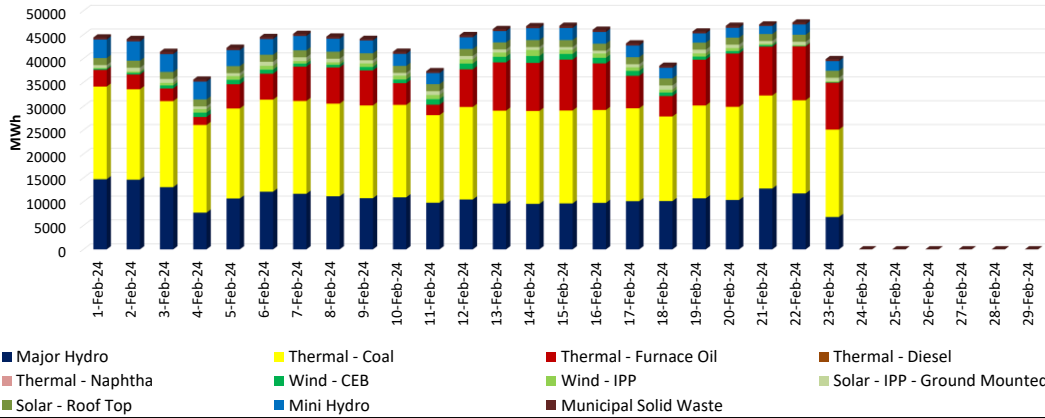
**Fuel Prices**

( as at 1st Feb 2024 ; New price adjustment )

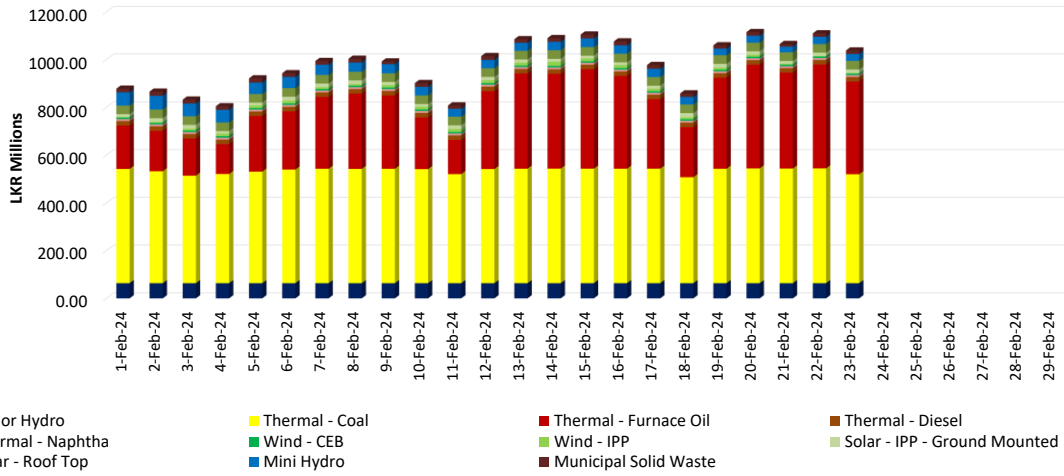
	Price (LKR/Liter or LKR/kg)
Furnace	140.00
Coal	50.09
*Naphtha	188.00
Auto Diesel	363.00

\*VAT exempted fuel price

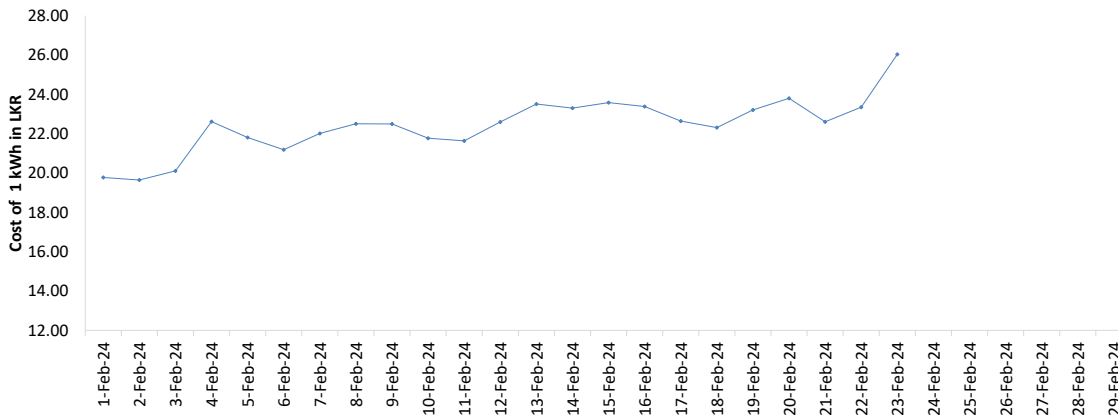
Generation Mix - February 2024

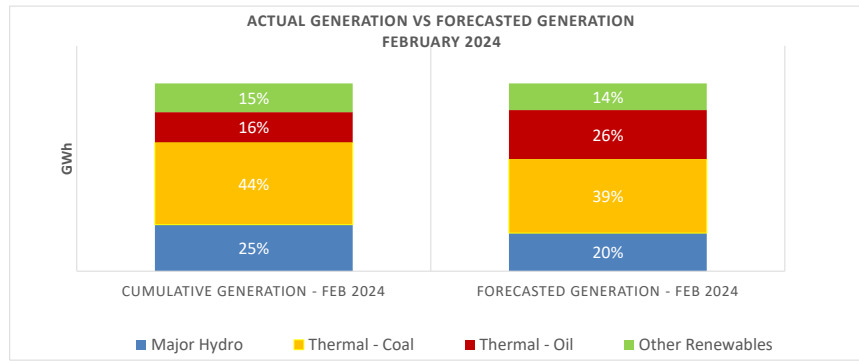


Cost of Generation - February 2024



Per Unit Cost of Generation - February 2024





	Cumulative Generation - Feb 2024 [GWh]	Forecasted Generation - Feb 2024 [GWh]
Major Hydro	249	244
Thermal - Coal	440	474
Thermal - Oil	162	315
Other Renewables	154	171
<b>Total</b>	<b>1004</b>	<b>1204</b>

Forecasted Generation - SDDP February 2024

**Estimated Cost of Generation - Feb 2024 ( Mn LKR)**

Major Hydro	1464.82 Mn LKR
Thermal - Coal	10872.48 Mn LKR
Thermal - Furnace Oil	6852.84 Mn LKR
Thermal - Diesel	436.28 Mn LKR
Thermal - Naphtha	187.71 Mn LKR
Wind - CEB	145.84 Mn LKR
Wind - IPP	203.06 Mn LKR
Solar - IPP - Ground Mounted	317.04 Mn LKR
Solar - Roof Top	831.53 Mn LKR
Mini Hydro	883.39 Mn LKR
Municipal Solid Waste	344.66 Mn LKR
<b>Total Generation Cost (Feb)</b>	<b>22,539.65 Mn LKR</b>
<b>Average Unit Cost of Generation (Feb)</b>	<b>22.44 LKR/kWh</b>