



# Daily Electricity Generation & Cost Estimation Report

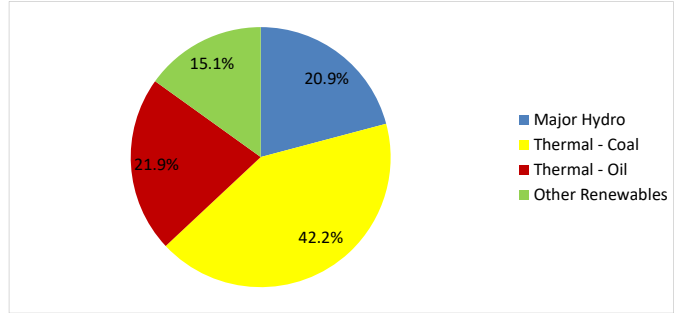
---

13th February 2024



**Daily Generation Mix - 13th February 2024**

Plant Type	Generation (GWh)	Percentage
Major Hydro	9.63	20.9%
Thermal - Coal	19.47	42.2%
Thermal - Furnace Oil	10.11	21.9%
Thermal - Diesel	0.00	0.0%
Thermal - Naphtha	0.00	0.0%
Wind - CEB	1.17	2.5%
Wind - IPP	0.89	1.9%
Solar - IPP - Ground Mounted	0.67	1.4%
Solar - Roof Top	1.47	3.2%
Mini Hydro	2.36	5.1%
Municipal Solid Waste	0.42	0.9%
<b>Total</b>	<b>46.17</b>	



Note – Estimated generation from roof top solar, non-telemetered solar and mini hydro plants has been included in the above figures

**Estimated Generation Cost : 13th February 2024**

Plant Type	Energy Cost (Mn LKR)	Non Fuel Energy Cost (Mn LKR)	Capacity Cost (Mn LKR)	Total Cost of Generation (Mn LKR)	Energy Cost per Unit (LKR/kWh)	Non fuel Energy Cost per Unit (LKR/kWh)	Capacity Charge per Unit (LKR/kWh)	Cost of Electricity per Unit (LKR/kWh)
Major Hydro	0.0	0.0	63.7	63.7	0.00	0.00	6.61	6.61
Thermal - Coal	400.3	8.7	70.6	479.7	20.56	0.45	3.63	24.64
Thermal - Furnace Oil	327.0	6.4	65.0	398.4	32.36	0.63	6.43	39.43
Thermal - Diesel	0.0	1.9	17.0	19.0	0.00	0.00	0.00	0.00
Thermal - Naphtha	0.0	1.2	6.9	8.2	0.00	0.00	0.00	0.00
Wind - CEB	0.0	0.0	6.3	6.3	0.00	0.00	5.43	5.43
Wind - IPP	12.2	0.0	0.0	12.2	13.75	0.00	0.00	13.75
Solar - IPP - Ground Mounted	13.1	0.0	0.0	13.1	19.67	0.00	0.00	19.67
Solar - Roof Top	36.2	0.0	0.0	36.2	24.59	0.00	0.00	24.59
Mini Hydro	33.6	0.0	0.0	33.6	14.27	0.00	0.00	14.27
Municipal Solid Waste	14.8	0.0	0.0	14.8	35.02	0.00	0.00	35.02
<b>Total</b>	<b>837.3</b>	<b>18.3</b>	<b>229.6</b>	<b>1085.2</b>	<b>18.13</b>	<b>0.40</b>	<b>4.97</b>	<b>23.50</b>

Note -

Start/Stop costs has been excluded in the calculation

Capacity Cost : 2023 Sept BST submission has been considered in the calculation

**Unit Cost of Generation for the day : 23.50 LKR/kWh**  
**Total Generation Cost for the day: 1085.2 Mn LKR**

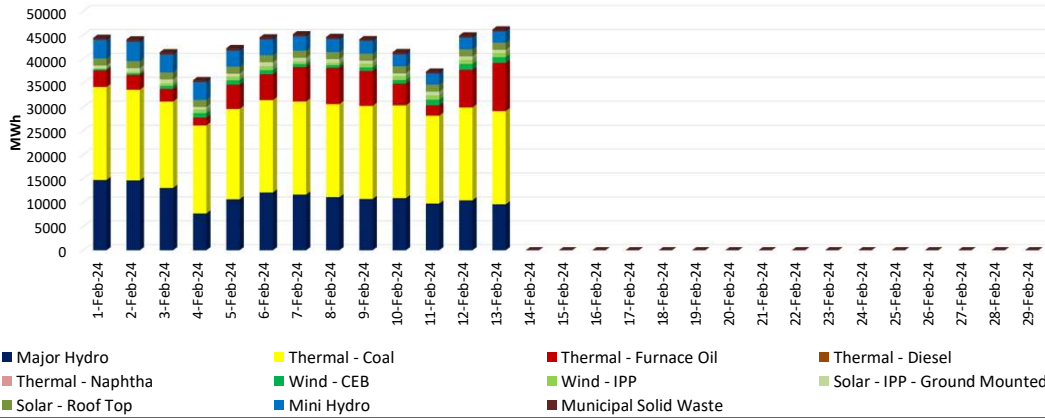
**Fuel Prices**

( as at 1st Feb 2024 ; New price adjustment )

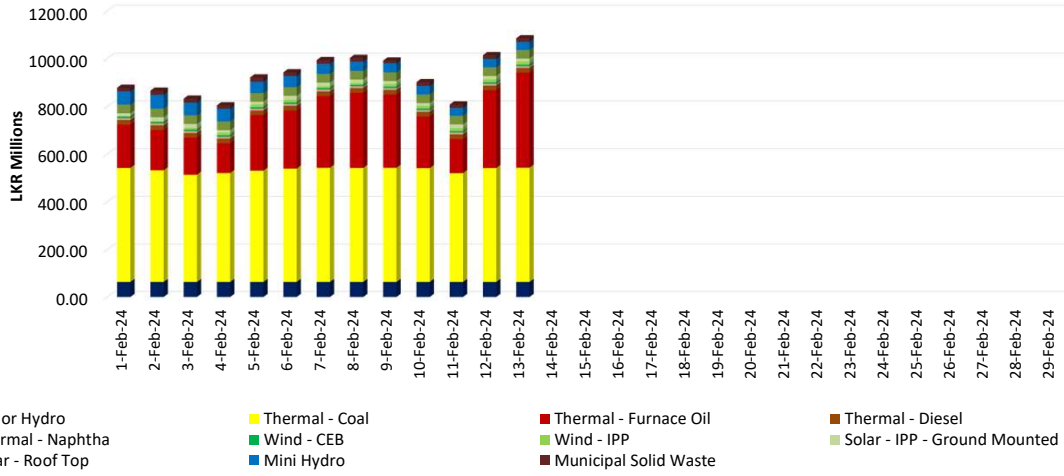
	Price (LKR/Liter or LKR/kg)
Furnace	140.00
Coal	50.09
*Naphtha	188.00
Auto Diesel	363.00

\*VAT exempted fuel price

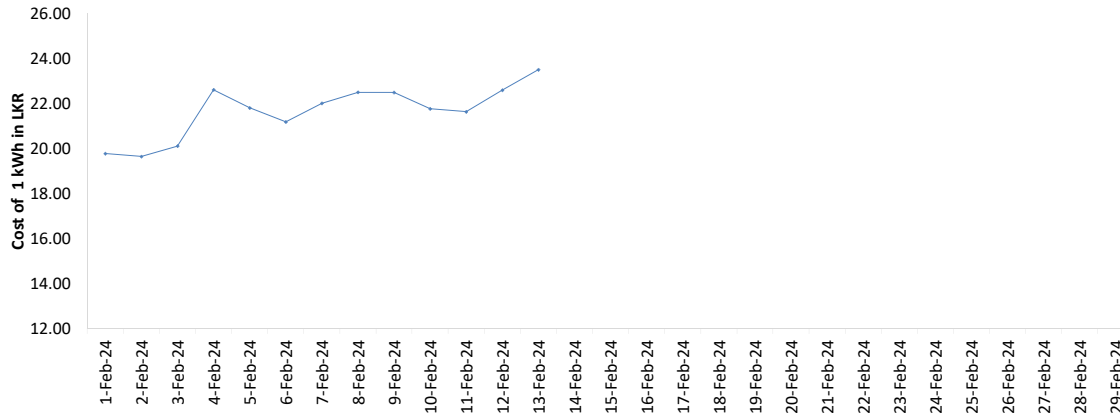
Generation Mix - February 2024

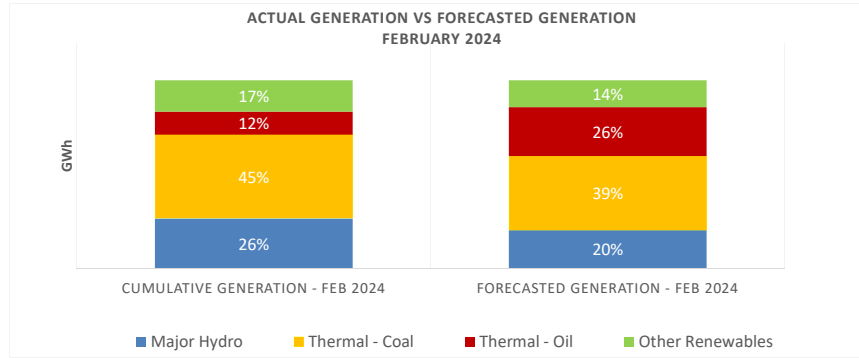


Cost of Generation - February 2024



Per Unit Cost of Generation - February 2024





	Cumulative Generation - Feb 2024 [GWh]	Forecasted Generation - Feb 2024 [GWh]
Major Hydro	147	244
Thermal - Coal	248	474
Thermal - Oil	68	315
Other Renewables	93	171
<b>Total</b>	<b>556</b>	<b>1204</b>

Forecasted Generation - SDDP February 2024

**Estimated Cost of Generation - Feb 2024 ( Mn LKR)**

Major Hydro	827.94 Mn LKR
Thermal - Coal	6130.22 Mn LKR
Thermal - Furnace Oil	3113.59 Mn LKR
Thermal - Diesel	246.54 Mn LKR
Thermal - Naphtha	106.10 Mn LKR
Wind - CEB	82.43 Mn LKR
Wind - IPP	117.44 Mn LKR
Solar - IPP - Ground Mounted	181.52 Mn LKR
Solar - Roof Top	469.99 Mn LKR
Mini Hydro	570.56 Mn LKR
Municipal Solid Waste	198.86 Mn LKR
<b>Total Generation Cost (Feb)</b>	<b>12,045.20 Mn LKR</b>
Average Unit Cost of Generation (Feb)	21.66 LKR/kWh