



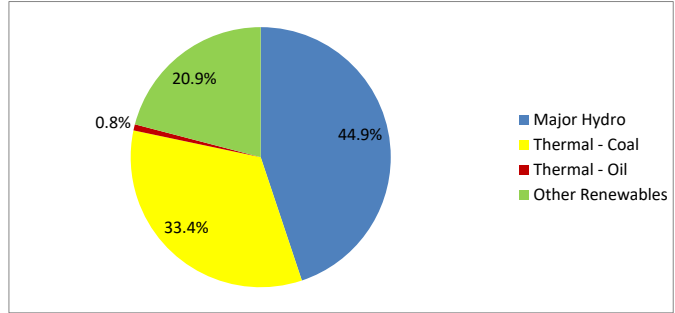
Daily Electricity Generation & Cost Estimation Report

21st January 2024



Daily Generation Mix - 21st January 2024

Plant Type	Generation (GWh)	Percentage
Major Hydro	16.74	44.9%
Thermal - Coal	12.47	33.4%
Thermal - Furnace Oil	0.29	0.8%
Thermal - Diesel	0.00	0.0%
Thermal - Naphtha	0.00	0.0%
Wind - CEB	0.42	1.1%
Wind - IPP	0.40	1.1%
Solar - IPP - Ground Mounted	0.72	1.9%
Solar - Roof Top	1.65	4.4%
Mini Hydro	4.15	11.1%
Municipal Solid Waste	0.47	1.3%
Total	37.31	



Note – Estimated generation from roof top solar, non-telemetered solar and mini hydro plants has been included in the above figures

Estimated Generation Cost : 21st January 2024

Plant Type	Energy Cost (LKR Mn)	Non Fuel Energy Cost (LKR Mn)	Capacity Cost (LKR Mn)	Total Cost of Generation (LKR Mn)	Energy Cost per Unit (LKR/kWh)	Non fuel Energy Cost per Unit (LKR/kWh)	Capacity Charge per Unit (LKR/kWh)	Cost of Electricity per Unit (LKR/kWh)
Major Hydro	0.0	0.0	99.5	99.5	0.00	0.00	5.94	5.94
Thermal - Coal	256.8	27.5	134.6	418.8	20.59	2.20	10.79	33.58
Thermal - Furnace Oil	13.3	14.7	76.0	104.0	46.52	51.54	266.75	364.81
Thermal - Diesel	0.0	2.9	28.7	31.6	0.00	0.00	0.00	0.00
Thermal - Naphtha	0.0	1.9	11.8	13.7	0.00	0.00	0.00	0.00
Wind - CEB	0.0	0.0	17.6	17.6	0.00	0.00	42.33	42.33
Wind - IPP	5.5	0.0	0.0	5.5	13.75	0.00	0.00	13.75
Solar - IPP - Ground Mounted	14.1	0.0	0.0	14.1	19.67	0.00	0.00	19.67
Solar - Roof Top	40.6	0.0	0.0	40.6	24.59	0.00	0.00	24.59
Mini Hydro	59.2	0.0	0.0	59.2	14.27	0.00	0.00	14.27
Municipal Solid Waste	16.6	0.0	0.0	16.6	35.02	0.00	0.00	35.02
Total	406.1	47.0	368.1	821.2	10.88	1.26	9.87	22.01

Note -

Start/Stop costs has been excluded in the calculation

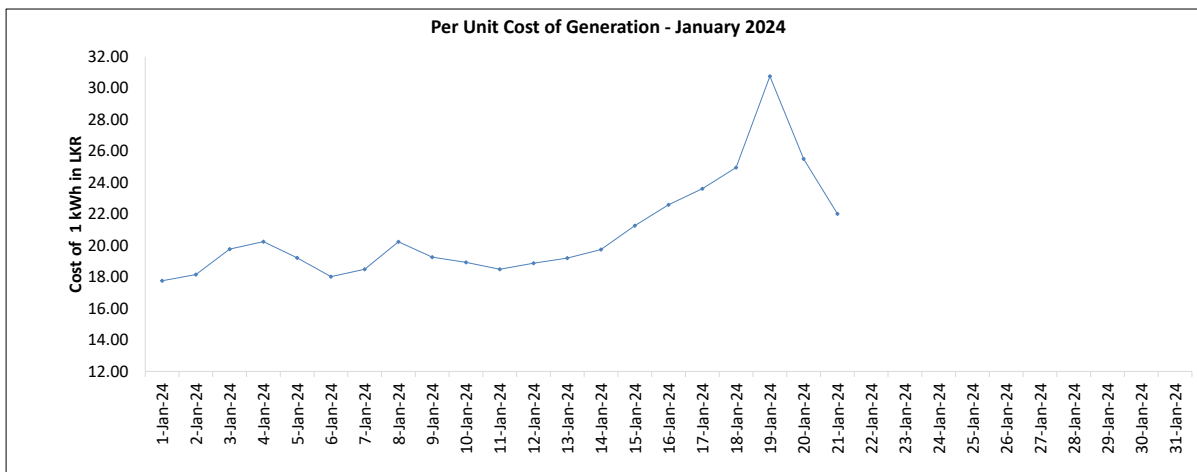
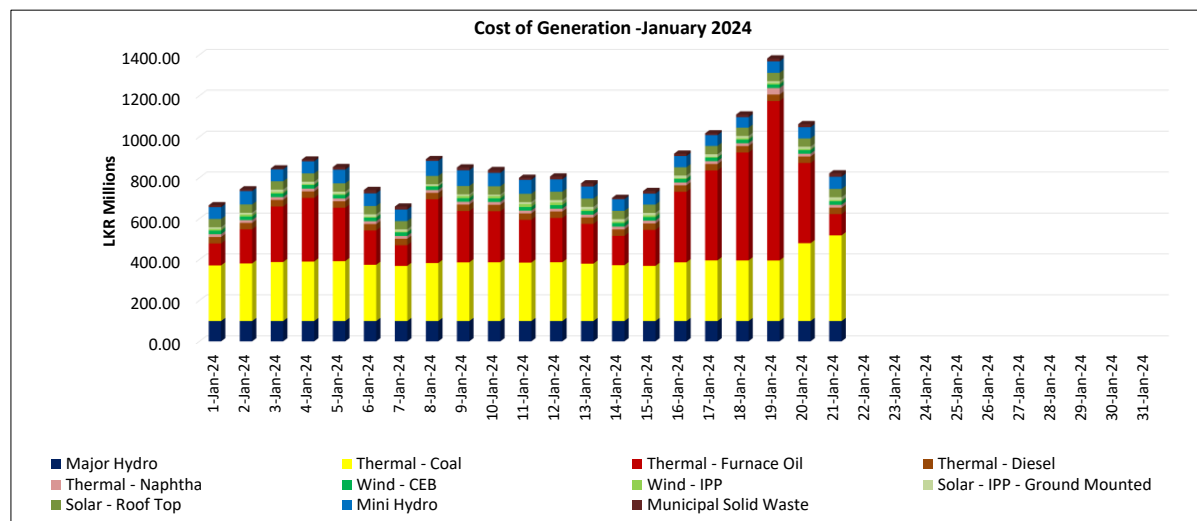
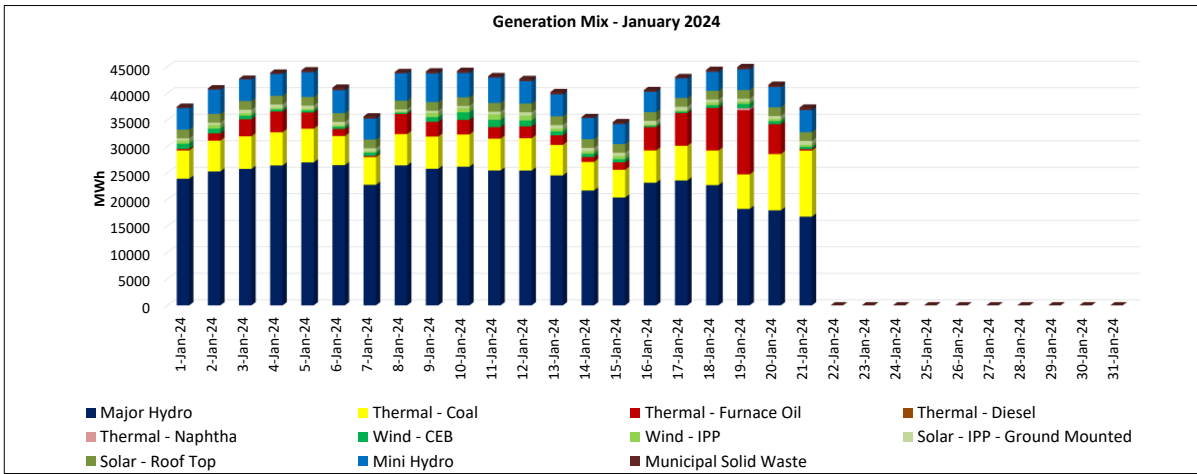
Unit Cost of Generation for the day : 22.01 LKR/kWh
Total Generation Cost for the day: 821.2 Mn LKR

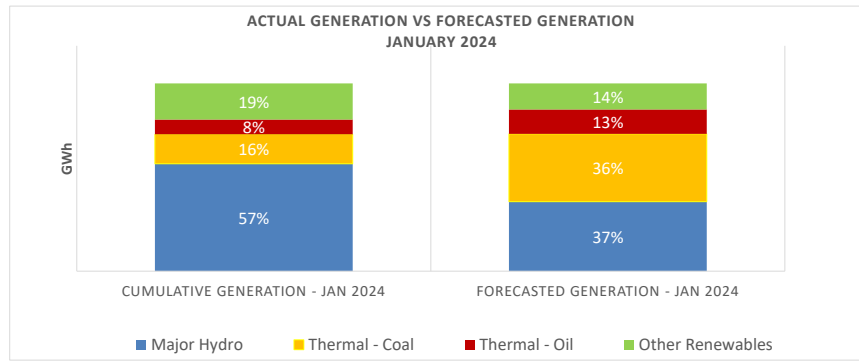
Fuel Prices

(as at 1st Jan 2024 ; New price adjustment)

	Price (LKR/Liter or LKR/kg)
Furnace	209.00
Coal	50.15
*Naphtha	175.00
Auto Diesel	358.00

*VAT exempted fuel price





	Cumulative Generation - January 2024 [GWh]	Forecasted Generation - January 2024 [GWh]
Major Hydro	496	478
Thermal - Coal	136	467
Thermal - Oil	68	168
Other Renewables	167	180
Total	867	1293

Forecasted Generation - SDDP January 2024

Estimated Cost of Generation - January 2024 (Mn LKR)

Major Hydro	2088.65 Mn LKR
Thermal - Coal	6198.60 Mn LKR
Thermal - Furnace Oil	5723.38 Mn LKR
Thermal - Diesel	664.52 Mn LKR
Thermal - Naphtha	306.59 Mn LKR
Wind - CEB	368.93 Mn LKR
Wind - IPP	146.82 Mn LKR
Solar - IPP - Ground Mounted	229.26 Mn LKR
Solar - Roof Top	852.18 Mn LKR
Mini Hydro	1265.11 Mn LKR
Municipal Solid Waste	248.06 Mn LKR
Total Generation Cost (Jan)	18,092.13 Mn LKR
Average Unit Cost of Generation (Jan)	20.87 LKR/kWh