



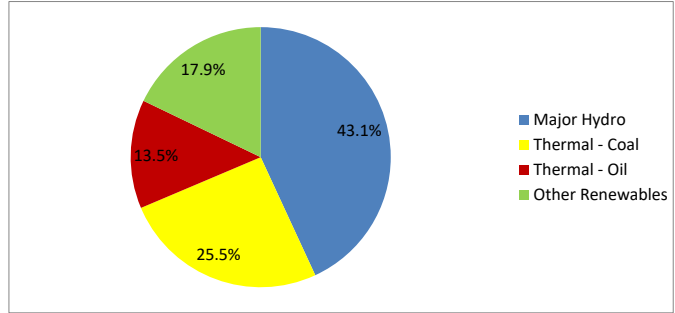
Daily Electricity Generation & Cost Estimation Report

20th January 2024



Daily Generation Mix - 20th January 2024

Plant Type	Generation (GWh)	Percentage
Major Hydro	17.94	43.1%
Thermal - Coal	10.62	25.5%
Thermal - Furnace Oil	5.62	13.5%
Thermal - Diesel	0.00	0.0%
Thermal - Naphtha	0.00	0.0%
Wind - CEB	0.58	1.4%
Wind - IPP	0.39	0.9%
Solar - IPP - Ground Mounted	0.57	1.4%
Solar - Roof Top	1.65	4.0%
Mini Hydro	3.82	9.2%
Municipal Solid Waste	0.42	1.0%
Total	41.62	



Note – Estimated generation from roof top solar, non-telemetered solar and mini hydro plants has been included in the above figures

Estimated Generation Cost : 20th January 2024

Plant Type	Energy Cost (LKR Mn)	Non Fuel Energy Cost (LKR Mn)	Capacity Cost (LKR Mn)	Total Cost of Generation (LKR Mn)	Energy Cost per Unit (LKR/kWh)	Non fuel Energy Cost per Unit (LKR/kWh)	Capacity Charge per Unit (LKR/kWh)	Cost of Electricity per Unit (LKR/kWh)
Major Hydro	0.0	0.0	99.5	99.5	0.00	0.00	5.54	5.54
Thermal - Coal	218.6	27.5	134.6	380.6	20.59	2.59	12.68	35.85
Thermal - Furnace Oil	301.1	14.7	76.0	391.8	53.53	2.61	13.52	69.66
Thermal - Diesel	0.0	2.9	28.7	31.6	0.00	0.00	0.00	0.00
Thermal - Naphtha	0.0	1.9	11.8	13.7	0.00	0.00	0.00	0.00
Wind - CEB	0.0	0.0	17.6	17.6	0.00	0.00	30.24	30.24
Wind - IPP	5.4	0.0	0.0	5.4	13.75	0.00	0.00	13.75
Solar - IPP - Ground Mounted	11.2	0.0	0.0	11.2	19.67	0.00	0.00	19.67
Solar - Roof Top	40.6	0.0	0.0	40.6	24.59	0.00	0.00	24.59
Mini Hydro	54.5	0.0	0.0	54.5	14.27	0.00	0.00	14.27
Municipal Solid Waste	14.8	0.0	0.0	14.8	35.02	0.00	0.00	35.02
Total	646.2	47.0	368.1	1061.3	15.53	1.13	8.85	25.50

Note -

Start/Stop costs has been excluded in the calculation

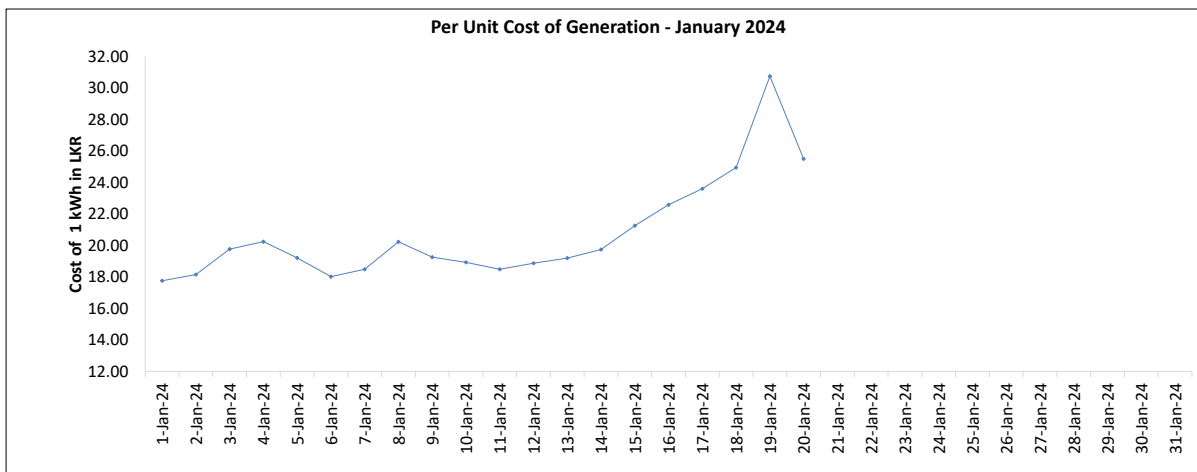
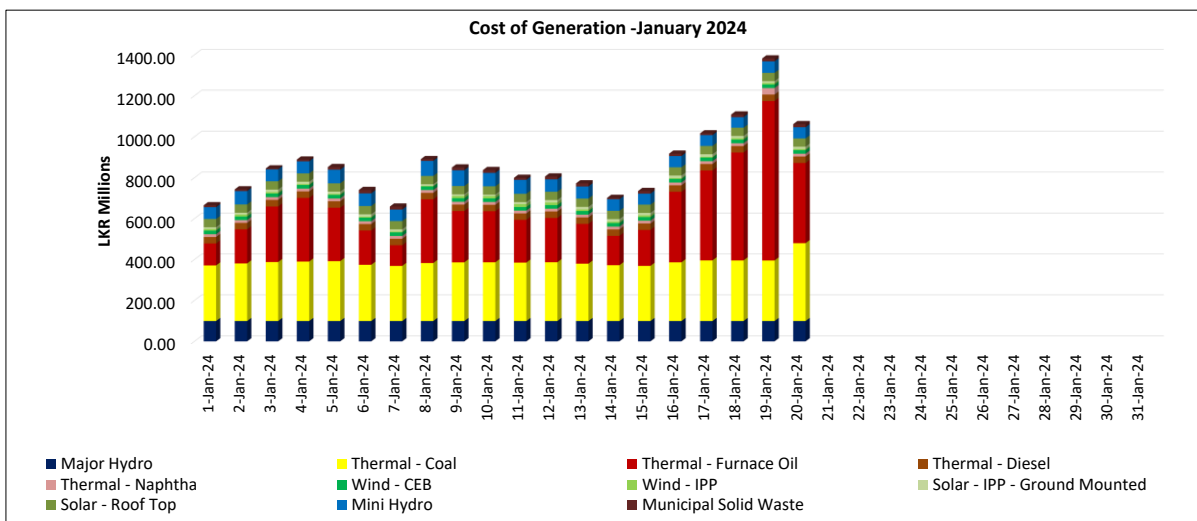
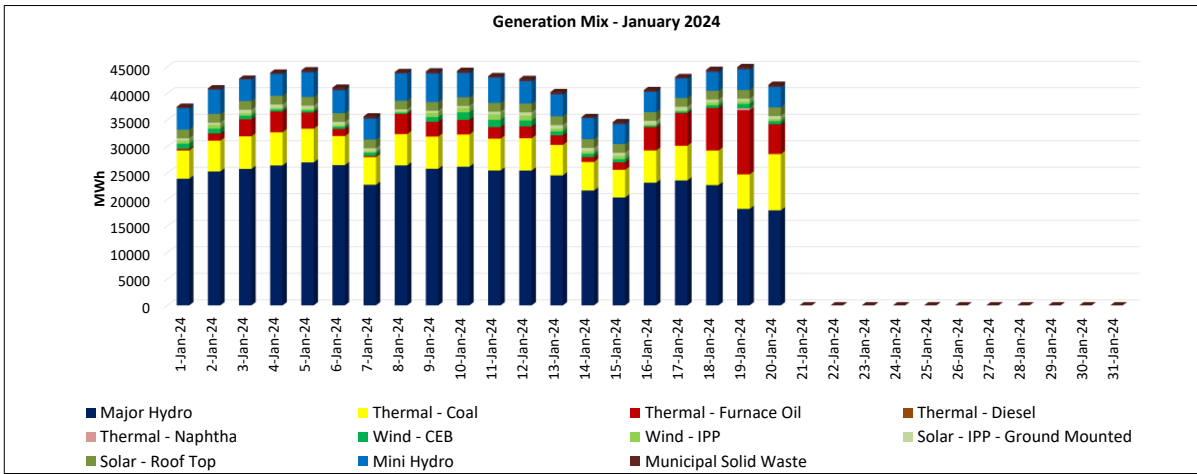
Unit Cost of Generation for the day : 25.50 LKR/kWh
Total Generation Cost for the day: 1061.3 Mn LKR

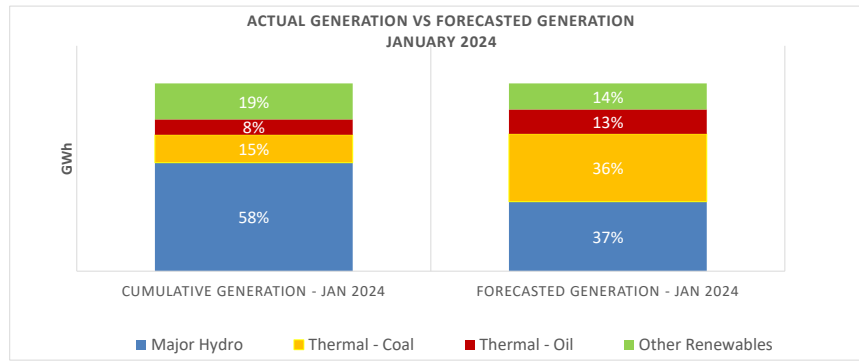
Fuel Prices

(as at 1st Jan 2024 ; New price adjustment)

	Price (LKR/Liter or LKR/kg)
Furnace	209.00
Coal	50.15
*Naphtha	175.00
Auto Diesel	358.00

*VAT exempted fuel price





	Cumulative Generation - January 2024 [GWh]	Forecasted Generation - January 2024 [GWh]
Major Hydro	479	478
Thermal - Coal	123	467
Thermal - Oil	68	168
Other Renewables	159	180
Total	829	1293

Forecasted Generation - SDDP January 2024

Estimated Cost of Generation - January 2024 (Mn LKR)

Major Hydro	1989.19 Mn LKR
Thermal - Coal	5779.81 Mn LKR
Thermal - Furnace Oil	5619.41 Mn LKR
Thermal - Diesel	632.92 Mn LKR
Thermal - Naphtha	292.85 Mn LKR
Wind - CEB	351.36 Mn LKR
Wind - IPP	141.31 Mn LKR
Solar - IPP - Ground Mounted	215.12 Mn LKR
Solar - Roof Top	811.60 Mn LKR
Mini Hydro	1205.87 Mn LKR
Municipal Solid Waste	231.46 Mn LKR
Total Generation Cost (Jan)	17,270.92 Mn LKR
Average Unit Cost of Generation (Jan)	20.82 LKR/kWh