



# Daily Electricity Generation & Cost Estimation Report

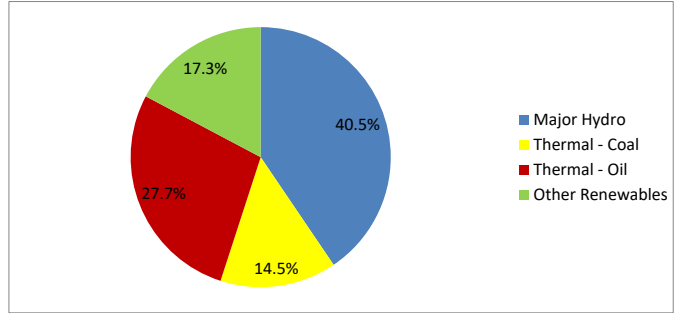
---

21st January 2024



**Daily Generation Mix - 19th January 2024**

Plant Type	Generation (GWh)	Percentage
Major Hydro	18.22	40.5%
Thermal - Coal	6.51	14.5%
Thermal - Furnace Oil	12.09	26.9%
Thermal - Diesel	0.00	0.0%
Thermal - Naphtha	0.38	0.8%
Wind - CEB	0.82	1.8%
Wind - IPP	0.48	1.1%
Solar - IPP - Ground Mounted	0.48	1.1%
Solar - Roof Top	1.65	3.7%
Mini Hydro	3.91	8.7%
Municipal Solid Waste	0.41	0.9%
<b>Total</b>	<b>44.95</b>	



Note – Estimated generation from roof top solar, non-telemetered solar and mini hydro plants has been included in the above figures

**Estimated Generation Cost : 19th January 2024**

Plant Type	Energy Cost (LKR Mn)	Non Fuel Energy Cost (LKR Mn)	Capacity Cost (LKR Mn)	Total Cost of Generation (LKR Mn)	Energy Cost per Unit (LKR/kWh)	Non fuel Energy Cost per Unit (LKR/kWh)	Capacity Charge per Unit (LKR/kWh)	Cost of Electricity per Unit (LKR/kWh)
Major Hydro	0.0	0.0	99.5	99.5	0.00	0.00	5.46	5.46
Thermal - Coal	134.0	27.5	134.6	296.0	20.59	4.22	20.68	45.49
Thermal - Furnace Oil	688.1	14.7	76.0	778.8	56.92	1.22	6.29	64.43
Thermal - Diesel	0.0	2.9	28.7	31.6	0.00	0.00	0.00	0.00
Thermal - Naphtha	18.0	1.9	11.8	31.8	47.16	5.02	30.95	83.14
Wind - CEB	0.0	0.0	17.6	17.6	0.00	0.00	21.50	21.50
Wind - IPP	6.7	0.0	0.0	6.7	13.75	0.00	0.00	13.75
Solar - IPP - Ground Mounted	9.5	0.0	0.0	9.5	19.67	0.00	0.00	19.67
Solar - Roof Top	40.6	0.0	0.0	40.6	24.59	0.00	0.00	24.59
Mini Hydro	55.9	0.0	0.0	55.9	14.27	0.00	0.00	14.27
Municipal Solid Waste	14.3	0.0	0.0	14.3	35.02	0.00	0.00	35.02
<b>Total</b>	<b>967.0</b>	<b>47.0</b>	<b>368.1</b>	<b>1382.1</b>	<b>21.51</b>	<b>1.05</b>	<b>8.19</b>	<b>30.75</b>

Note -

Start/Stop costs has been excluded in the calculation

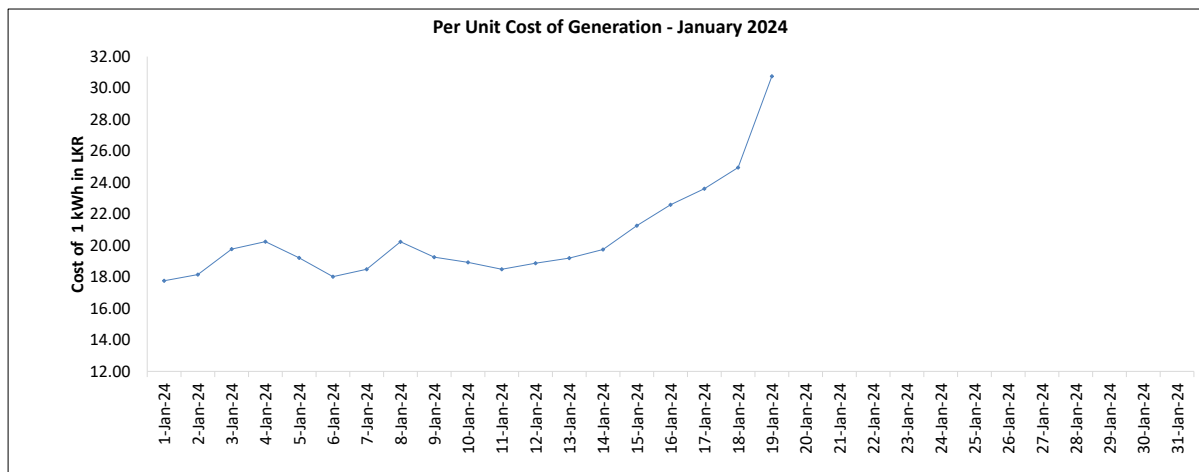
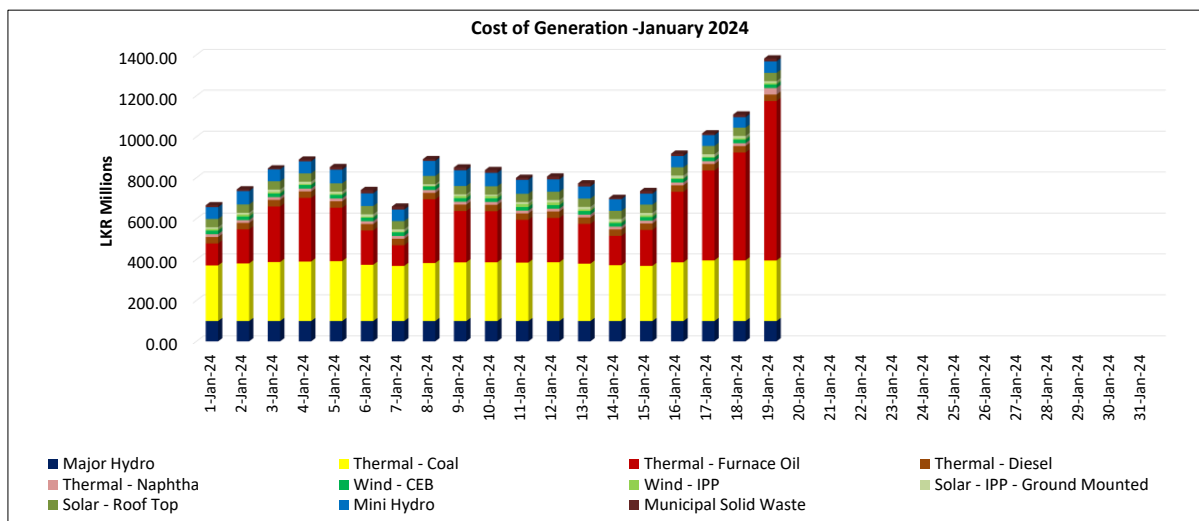
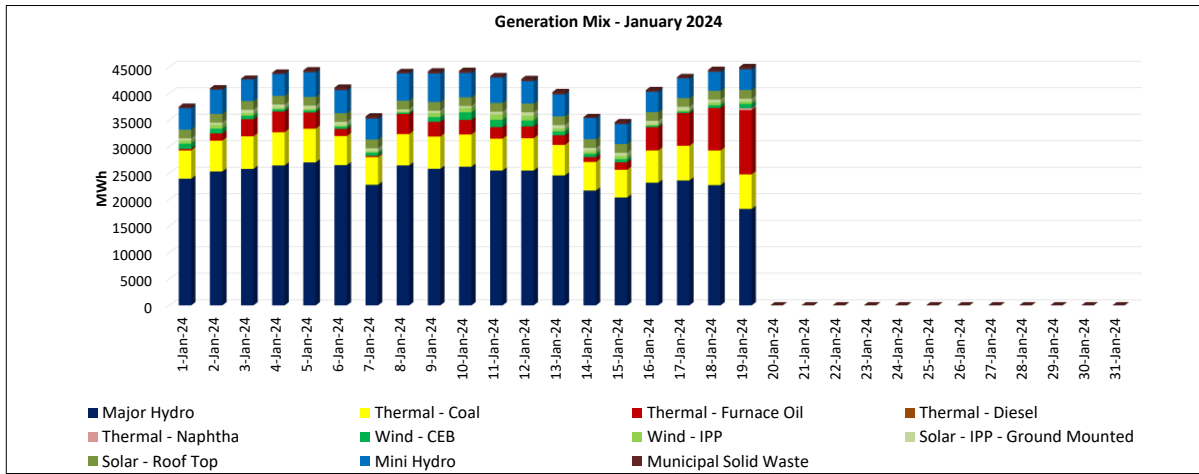
Unit Cost of Generation for the day : **30.75** LKR/kWh  
 Total Generation Cost for the day: **1382.1** Mn LKR

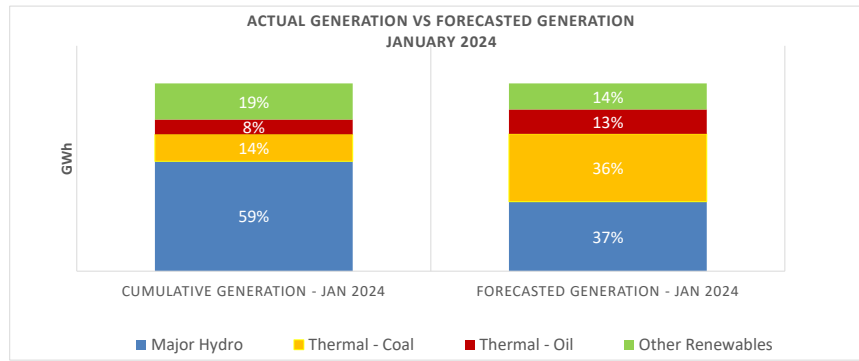
**Fuel Prices**

( as at 1st Jan 2024 ; New price adjustment )

	Price (LKR/Liter or LKR/kg)
Furnace	209.00
Coal	50.15
*Naphtha	175.00
Auto Diesel	358.00

\*VAT exempted fuel price





	Cumulative Generation - January 2024 [GWh]	Forecasted Generation - January 2024 [GWh]
Major Hydro	461	478
Thermal - Coal	113	467
Thermal - Oil	62	168
Other Renewables	152	180
<b>Total</b>	<b>788</b>	<b>1293</b>

Forecasted Generation - SDDP January 2024

**Estimated Cost of Generation - January 2024 ( Mn LKR)**

Major Hydro	1889.73 Mn LKR
Thermal - Coal	5399.20 Mn LKR
Thermal - Furnace Oil	5227.62 Mn LKR
Thermal - Diesel	601.32 Mn LKR
Thermal - Naphtha	279.11 Mn LKR
Wind - CEB	333.80 Mn LKR
Wind - IPP	135.90 Mn LKR
Solar - IPP - Ground Mounted	203.95 Mn LKR
Solar - Roof Top	771.02 Mn LKR
Mini Hydro	1151.38 Mn LKR
Municipal Solid Waste	216.61 Mn LKR
<b>Total Generation Cost (Jan)</b>	<b>16,209.64 Mn LKR</b>
<b>Average Unit Cost of Generation (Jan)</b>	<b>20.57 LKR/kWh</b>