



# Daily Electricity Generation & Cost Estimation Report

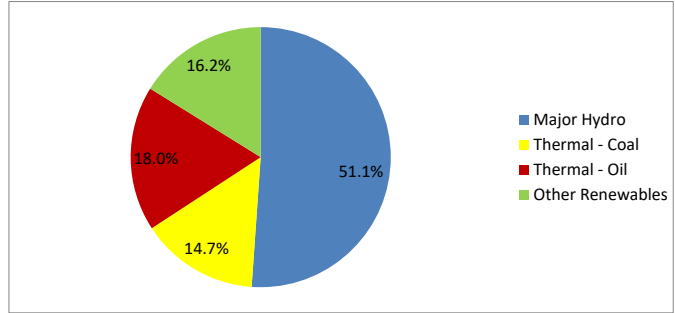
---

18th January 2024



**Daily Generation Mix - 18th January 2024**

Plant Type	Generation (GWh)	Percentage
Major Hydro	22.71	51.1%
Thermal - Coal	6.52	14.7%
Thermal - Furnace Oil	8.02	18.0%
Thermal - Diesel	0.00	0.0%
Thermal - Naphtha	0.00	0.0%
Wind - CEB	0.52	1.2%
Wind - IPP	0.49	1.1%
Solar - IPP - Ground Mounted	0.57	1.3%
Solar - Roof Top	1.65	3.7%
Mini Hydro	3.57	8.0%
Municipal Solid Waste	0.37	0.8%
<b>Total</b>	<b>44.43</b>	



Note – Estimated generation from roof top solar, non-telemetered solar and mini hydro plants has been included in the above figures

**Estimated Generation Cost : 18th January 2024**

Plant Type	Energy Cost (LKR Mn)	Non Fuel Energy Cost (LKR Mn)	Capacity Cost (LKR Mn)	Total Cost of Generation (LKR Mn)	Energy Cost per Unit (LKR/kWh)	Non fuel Energy Cost per Unit (LKR/kWh)	Capacity Charge per Unit (LKR/kWh)	Cost of Electricity per Unit (LKR/kWh)
Major Hydro	0.0	0.0	99.5	99.5	0.00	0.00	4.38	4.38
Thermal - Coal	134.3	27.5	134.6	296.3	20.59	4.21	20.63	45.42
Thermal - Furnace Oil	436.4	14.7	76.0	527.1	54.44	1.83	9.48	65.76
Thermal - Diesel	0.0	2.9	28.7	31.6	0.00	0.00	0.00	0.00
Thermal - Naphtha	0.0	1.9	11.8	13.7	0.00	0.00	0.00	0.00
Wind - CEB	0.0	0.0	17.6	17.6	0.00	0.00	33.59	33.59
Wind - IPP	6.8	0.0	0.0	6.8	13.75	0.00	0.00	13.75
Solar - IPP - Ground Mounted	11.2	0.0	0.0	11.2	19.67	0.00	0.00	19.67
Solar - Roof Top	40.6	0.0	0.0	40.6	24.59	0.00	0.00	24.59
Mini Hydro	51.0	0.0	0.0	51.0	14.27	0.00	0.00	14.27
Municipal Solid Waste	13.1	0.0	0.0	13.1	35.02	0.00	0.00	35.02
<b>Total</b>	<b>693.3</b>	<b>47.0</b>	<b>368.1</b>	<b>1108.4</b>	<b>15.61</b>	<b>1.06</b>	<b>8.29</b>	<b>24.95</b>

Note -

Start/Stop costs has been excluded in the calculation

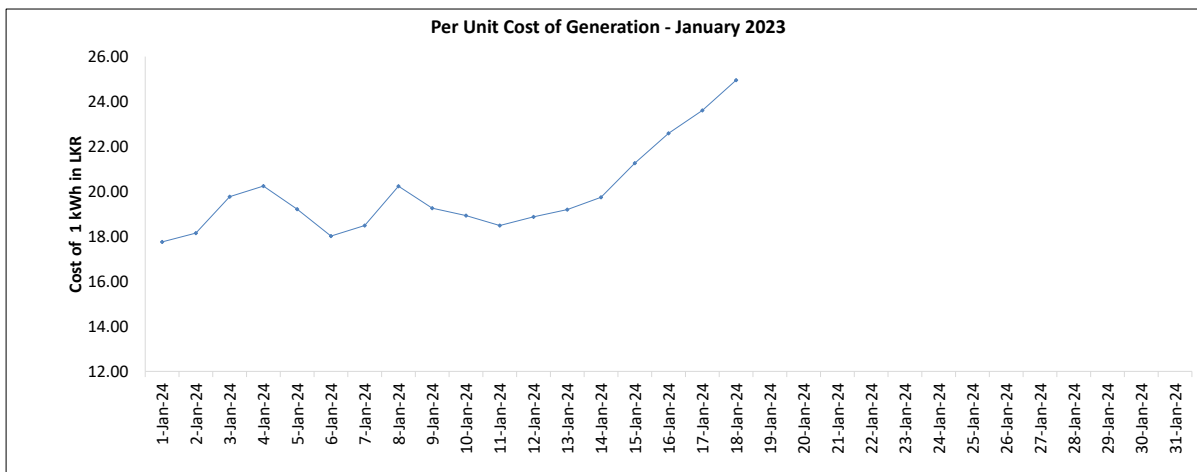
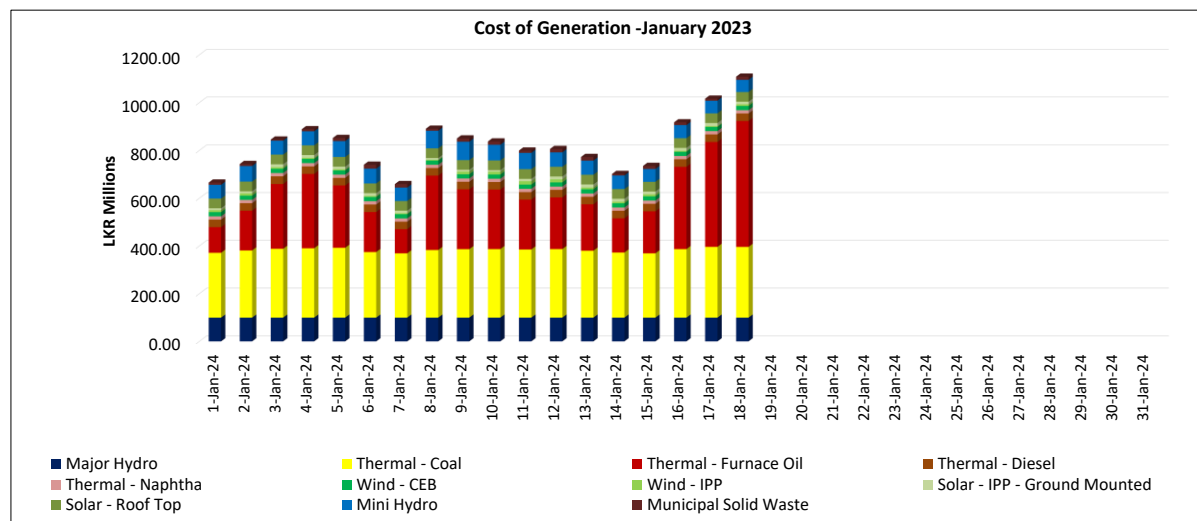
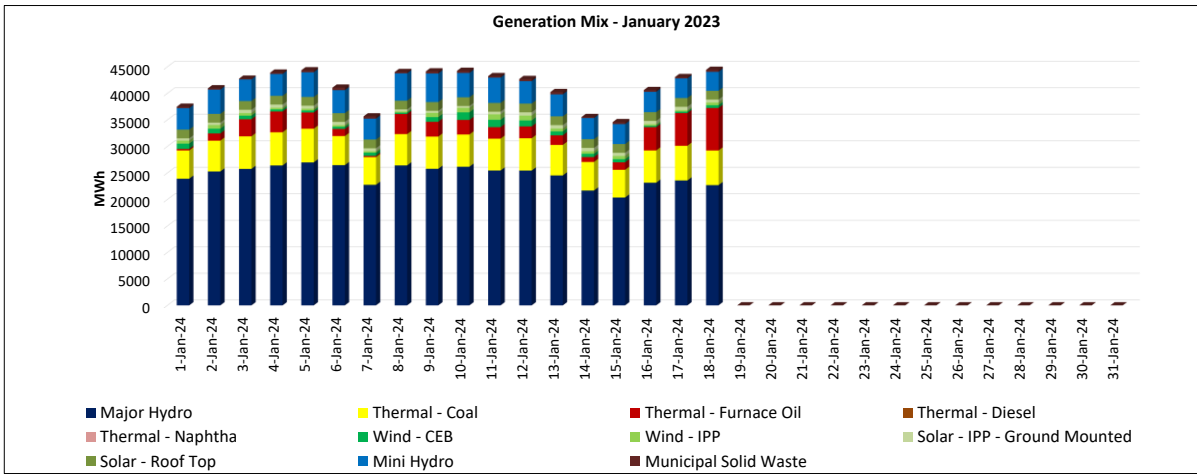
Unit Cost of Generation for the day : **24.95** LKR/kWh  
 Total Generation Cost for the day: **1108.4** Mn LKR

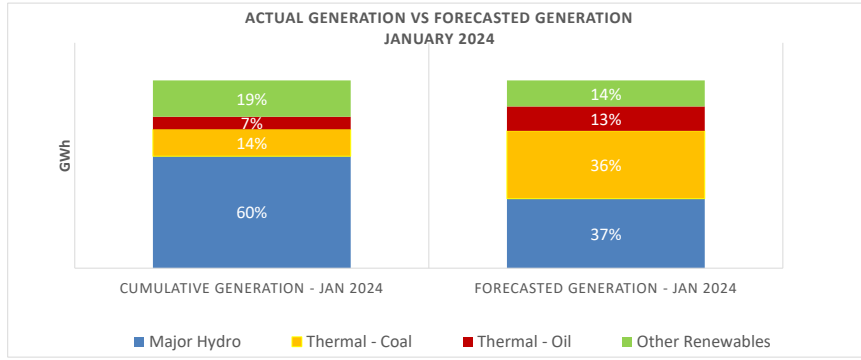
**Fuel Prices**

( as at 1st Jan 2023 ; New price adjustment )

	Price (LKR/Liter or LKR/kg)
Furnace	209.00
Coal	50.15
*Naphtha	175.00
Auto Diesel	358.00

\*VAT exempted fuel price





	Cumulative Generation - January 2024 [GWh]	Forecasted Generation - January 2024 [GWh]
Major Hydro	443	478
Thermal - Coal	106	467
Thermal - Oil	50	168
Other Renewables	144	180
<b>Total</b>	<b>743</b>	<b>1293</b>

Forecasted Generation - SDDP January 2024

**Estimated Cost of Generation - January 2024 ( Mn LKR)**

Major Hydro	1790.27 Mn LKR
Thermal - Coal	5103.18 Mn LKR
Thermal - Furnace Oil	4448.78 Mn LKR
Thermal - Diesel	569.71 Mn LKR
Thermal - Naphtha	247.35 Mn LKR
Wind - CEB	316.23 Mn LKR
Wind - IPP	129.24 Mn LKR
Solar - IPP - Ground Mounted	194.49 Mn LKR
Solar - Roof Top	730.44 Mn LKR
Mini Hydro	1095.53 Mn LKR
Municipal Solid Waste	202.29 Mn LKR
<b>Total Generation Cost (Jan)</b>	<b>14,827.52 Mn LKR</b>
<b>Average Unit Cost of Generation (Jan)</b>	<b>19.96 LKR/kWh</b>