



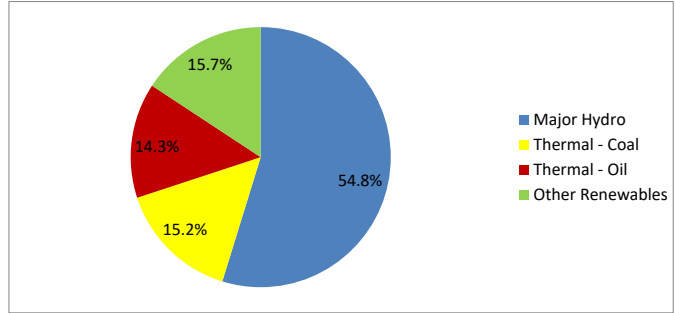
Daily Electricity Generation & Cost Estimation Report

17th January 2024



Daily Generation Mix - 17th January 2024

Plant Type	Generation (GWh)	Percentage
Major Hydro	23.58	54.8%
Thermal - Coal	6.54	15.2%
Thermal - Furnace Oil	6.16	14.3%
Thermal - Diesel	0.00	0.0%
Thermal - Naphtha	0.00	0.0%
Wind - CEB	0.28	0.6%
Wind - IPP	0.26	0.6%
Solar - IPP - Ground Mounted	0.65	1.5%
Solar - Roof Top	1.65	3.8%
Mini Hydro	3.70	8.6%
Municipal Solid Waste	0.25	0.6%
Total	43.06	



Note – Estimated generation from roof top solar, non-telemetered solar and mini hydro plants has been included in the above figures

Estimated Generation Cost : 17th January 2024

Plant Type	Energy Cost (LKR Mn)	Non Fuel Energy Cost (LKR Mn)	Capacity Cost (LKR Mn)	Total Cost of Generation (LKR Mn)	Energy Cost per Unit (LKR/kWh)	Non fuel Energy Cost per Unit (LKR/kWh)	Capacity Charge per Unit (LKR/kWh)	Cost of Electricity per Unit (LKR/kWh)
Major Hydro	0.0	0.0	99.5	99.5	0.00	0.00	4.22	4.22
Thermal - Coal	134.5	27.5	134.6	296.6	20.59	4.20	20.59	45.38
Thermal - Furnace Oil	348.6	14.7	76.0	439.3	56.55	2.38	12.33	71.27
Thermal - Diesel	0.0	2.9	28.7	31.6	0.00	0.00	0.00	0.00
Thermal - Naphtha	0.0	1.9	11.8	13.7	0.00	0.00	0.00	0.00
Wind - CEB	0.0	0.0	17.6	17.6	0.00	0.00	62.97	62.97
Wind - IPP	3.6	0.0	0.0	3.6	13.75	0.00	0.00	13.75
Solar - IPP - Ground Mounted	12.7	0.0	0.0	12.7	19.67	0.00	0.00	19.67
Solar - Roof Top	40.6	0.0	0.0	40.6	24.59	0.00	0.00	24.59
Mini Hydro	52.7	0.0	0.0	52.7	14.27	0.00	0.00	14.27
Municipal Solid Waste	8.6	0.0	0.0	8.6	35.02	0.00	0.00	35.02
Total	601.3	47.0	368.1	1016.4	13.97	1.09	8.55	23.61

Note -

Start/Stop costs has been excluded in the calculation

Unit Cost of Generation for the day : **23.61** LKR/kWh
 Total Generation Cost for the day: **1016.4** Mn LKR

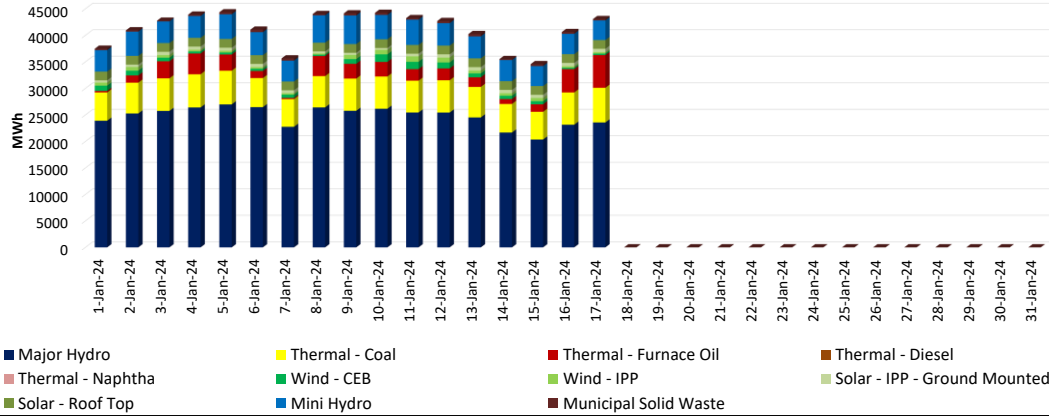
Fuel Prices

(as at 1st Jan 2023 ; New price adjustment)

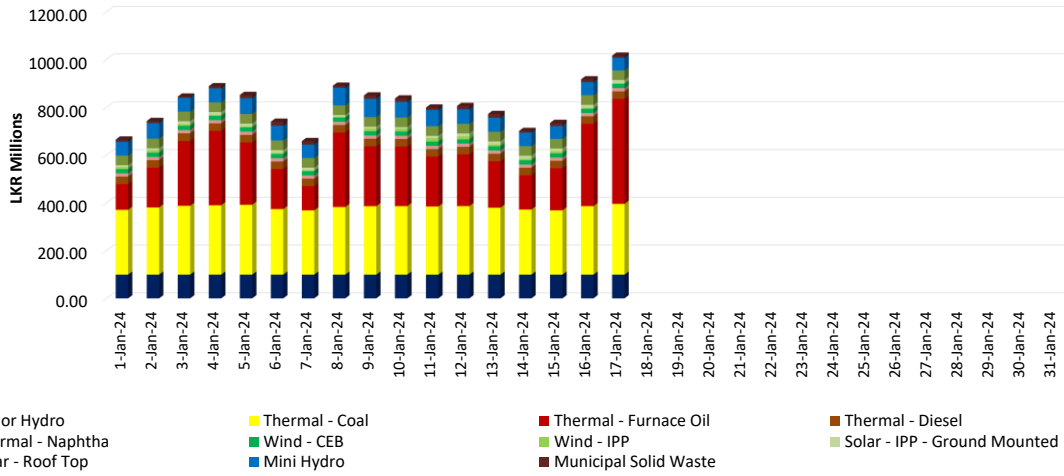
	Price (LKR/Liter or LKR/kg)
Furnace	209.00
Coal	50.15
*Naphtha	175.00
Auto Diesel	358.00

*VAT exempted fuel price

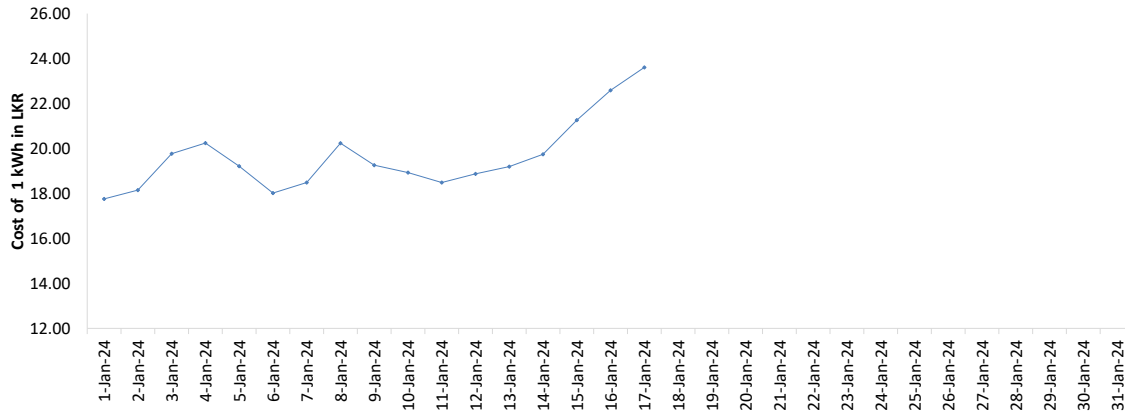
Generation Mix - January 2023

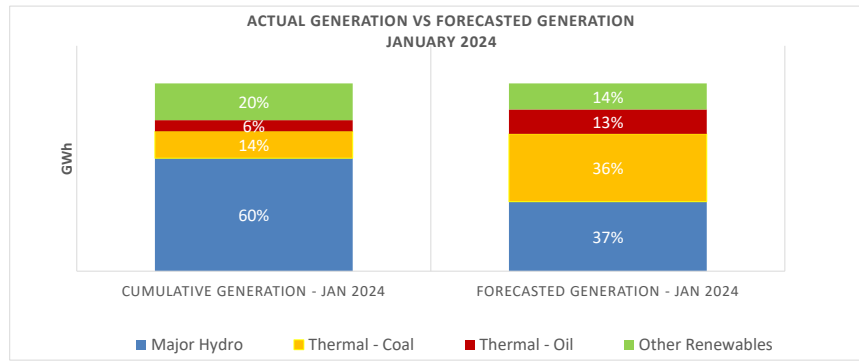


Cost of Generation - January 2023



Per Unit Cost of Generation - January 2023





	Cumulative Generation - January 2024 [GWh]	Forecasted Generation - January 2024 [GWh]
Major Hydro	420	478
Thermal - Coal	100	467
Thermal - Oil	42	168
Other Renewables	137	180
Total	698	1293

Forecasted Generation - SDDP January 2024

Estimated Cost of Generation - January 2024 (Mn LKR)

Major Hydro	1690.81 Mn LKR
Thermal - Coal	4806.83 Mn LKR
Thermal - Furnace Oil	3921.65 Mn LKR
Thermal - Diesel	538.11 Mn LKR
Thermal - Naphtha	233.61 Mn LKR
Wind - CEB	298.66 Mn LKR
Wind - IPP	122.48 Mn LKR
Solar - IPP - Ground Mounted	183.31 Mn LKR
Solar - Roof Top	689.86 Mn LKR
Mini Hydro	1044.56 Mn LKR
Municipal Solid Waste	189.19 Mn LKR
Total Generation Cost (Jan)	13,719.08 Mn LKR
Average Unit Cost of Generation (Jan)	19.64 LKR/kWh