



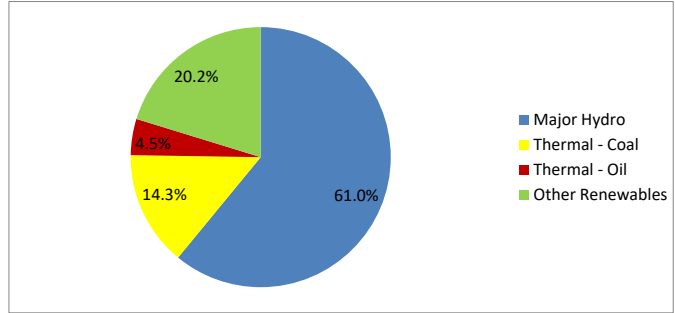
Daily Electricity Generation & Cost Estimation Report

13th January 2024



Daily Generation Mix - 13th January 2024

Plant Type	Generation (GWh)	Percentage
Major Hydro	24.53	61.0%
Thermal - Coal	5.75	14.3%
Thermal - Furnace Oil	1.81	4.5%
Thermal - Diesel	0.00	0.0%
Thermal - Naphtha	0.00	0.0%
Wind - CEB	0.73	1.8%
Wind - IPP	0.53	1.3%
Solar - IPP - Ground Mounted	0.66	1.6%
Solar - Roof Top	1.65	4.1%
Mini Hydro	4.14	10.3%
Municipal Solid Waste	0.43	1.1%
Total	40.24	



Note – Estimated generation from roof top solar, non-telemetered solar and mini hydro plants has been included in the above figures

Estimated Generation Cost : 13th January 2024

Plant Type	Energy Cost (LKR Mn)	Non Fuel Energy Cost (LKR Mn)	Capacity Cost (LKR Mn)	Total Cost of Generation (LKR Mn)	Energy Cost per Unit (LKR/kWh)	Non fuel Energy Cost per Unit (LKR/kWh)	Capacity Charge per Unit (LKR/kWh)	Cost of Electricity per Unit (LKR/kWh)
Major Hydro	0.0	0.0	99.5	99.5	0.00	0.00	4.05	4.05
Thermal - Coal	118.4	27.5	134.6	280.4	20.59	4.77	23.40	48.77
Thermal - Furnace Oil	103.3	14.7	76.0	194.0	57.00	8.11	41.96	107.06
Thermal - Diesel	0.0	2.9	28.7	31.6	0.00	0.00	0.00	0.00
Thermal - Naphtha	0.0	1.9	11.8	13.7	0.00	0.00	0.00	0.00
Wind - CEB	0.0	0.0	17.6	17.6	0.00	0.00	23.93	23.93
Wind - IPP	7.3	0.0	0.0	7.3	13.75	0.00	0.00	13.75
Solar - IPP - Ground Mounted	13.0	0.0	0.0	13.0	19.67	0.00	0.00	19.67
Solar - Roof Top	40.6	0.0	0.0	40.6	24.59	0.00	0.00	24.59
Mini Hydro	59.1	0.0	0.0	59.1	14.27	0.00	0.00	14.27
Municipal Solid Waste	15.1	0.0	0.0	15.1	35.02	0.00	0.00	35.02
Total	356.8	47.0	368.1	771.9	8.87	1.17	9.15	19.18

Note -

Start/Stop costs has been excluded in the calculation

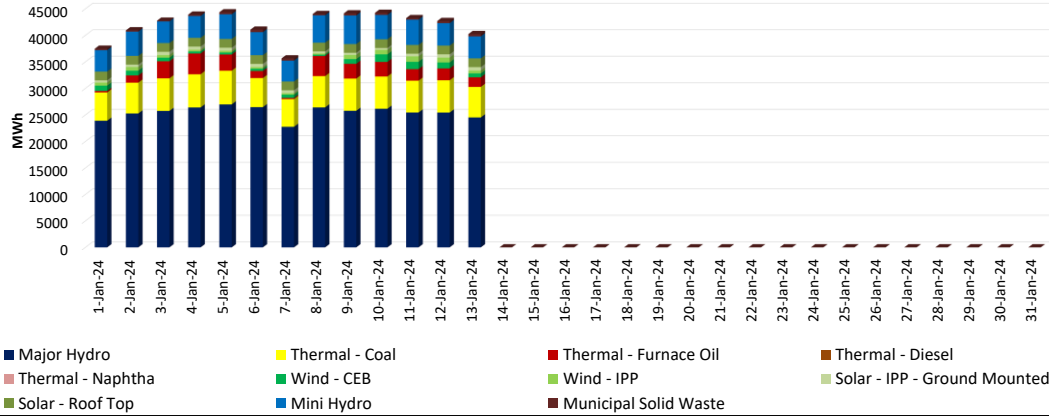
Unit Cost of Generation for the day : **19.18** LKR/kWh
 Total Generation Cost for the day: **771.9** Mn LKR

Fuel Prices

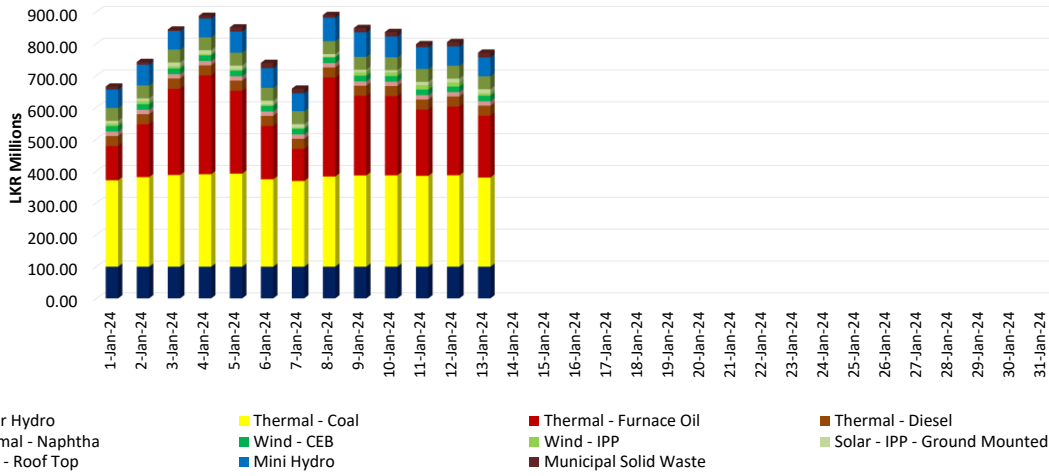
(as at 1st Jan 2023)

	Price (LKR/Liter or LKR/kg)
Furnace	205.00
Coal	50.15
Naphtha	163.00
Auto Diesel	358.00

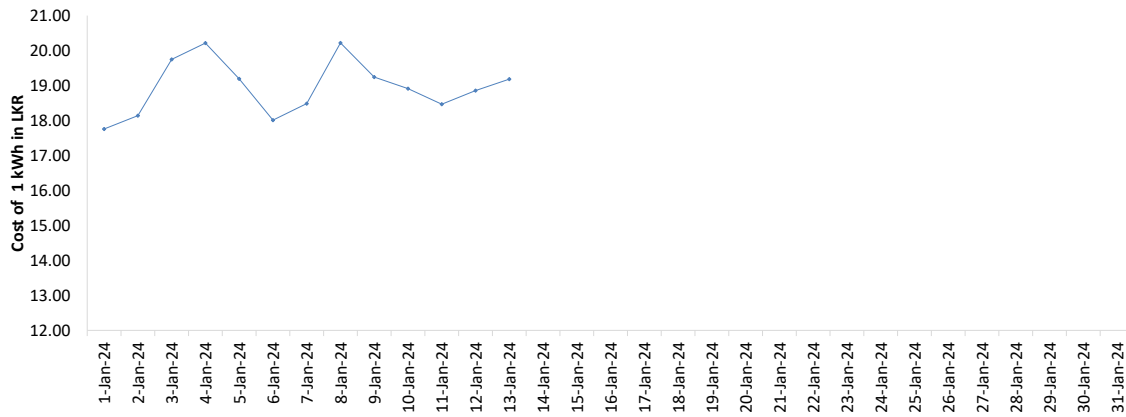
Generation Mix - January 2023

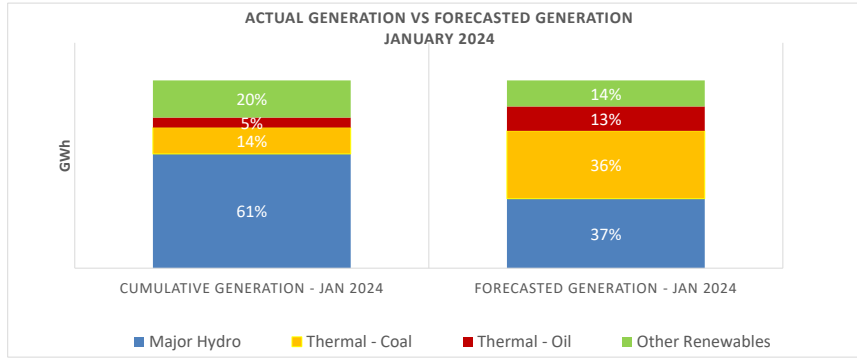


Cost of Generation - January 2023



Per Unit Cost of Generation - January 2023





	Cumulative Generation - January 2024 [GWh]	Forecasted Generation - January 2024 [GWh]
Major Hydro	331	478
Thermal - Coal	76	467
Thermal - Oil	29	168
Other Renewables	108	180
Total	545	1293

Forecasted Generation - SDDP January 2024

Estimated Cost of Generation - January 2024 (Mn LKR)

Major Hydro	1292.98 Mn LKR
Thermal - Coal	3680.67 Mn LKR
Thermal - Furnace Oil	2809.73 Mn LKR
Thermal - Diesel	412.22 Mn LKR
Thermal - Naphtha	178.64 Mn LKR
Wind - CEB	228.39 Mn LKR
Wind - IPP	100.11 Mn LKR
Solar - IPP - Ground Mounted	133.74 Mn LKR
Solar - Roof Top	527.54 Mn LKR
Mini Hydro	826.78 Mn LKR
Municipal Solid Waste	149.90 Mn LKR
Total Generation Cost (Jan)	10,340.70 Mn LKR
Average Unit Cost of Generation (Jan)	18.98 LKR/kWh