



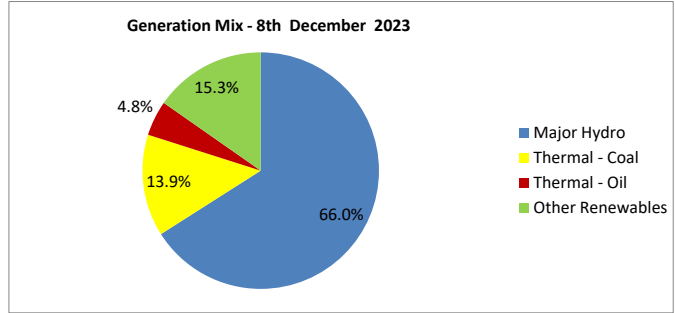
Daily Electricity Generation & Cost Estimation Report

8th December 2023



Daily Generation Mix - 8th December 2023

Plant Type	Generation (GWh)	Percentage
Major Hydro	27.58	66.0%
Thermal - Coal	5.82	13.9%
Thermal - Furnace Oil	2.01	4.8%
Thermal - Diesel	0.00	0.0%
Thermal - Naphtha	0.00	0.0%
Wind - CEB	0.07	0.2%
Wind - IPP	0.08	0.2%
Solar - IPP - Ground Mounted	0.57	1.4%
Solar - Roof Top	1.54	3.7%
Mini Hydro	3.72	8.9%
Municipal Solid Waste	0.41	1.0%
Total	41.80	



Note - Estimated generation from roof top solar, non-telemetered solar and mini hydro plants has been included in the above figures

Estimated Generation Cost : 8th December 2023

Plant Type	Energy Cost (LKR Mn)	Non Fuel Energy Cost (LKR Mn)	Capacity Cost (LKR Mn)	Total Cost of Generation (LKR Mn)	Energy Cost per Unit (LKR/kWh)	Non fuel Energy Cost per Unit (LKR/kWh)	Capacity Charge per Unit (LKR/kWh)	Cost of Electricity per Unit (LKR/kWh)
Major Hydro	0.0	0.0	59.6	59.6	0.00	0.00	2.16	2.16
Thermal - Coal	120.6	8.2	66.1	194.8	20.71	1.41	11.35	33.46
Thermal - Furnace Oil	101.4	6.0	60.8	168.2	50.53	2.98	30.32	83.84
Thermal - Diesel	0.0	1.8	15.9	17.7	0.00	0.00	0.00	0.00
Thermal - Naphtha	0.0	1.2	6.5	7.6	0.00	0.00	0.00	0.00
Wind - CEB	0.0	0.0	5.9	5.9	0.00	0.00	87.23	87.23
Wind - IPP	1.2	0.0	0.0	1.2	13.95	0.00	0.00	13.95
Solar - IPP - Ground Mounted	10.8	0.0	0.0	10.8	19.02	0.00	0.00	19.02
Solar - Roof Top	37.6	0.0	0.0	37.6	24.41	0.00	0.00	24.41
Mini Hydro	53.1	0.0	0.0	53.1	14.28	0.00	0.00	14.28
Municipal Solid Waste	14.3	0.0	0.0	14.3	34.58	0.00	0.00	34.58
Total	338.9	17.1	214.8	570.9	8.11	0.41	5.14	13.66

Note -

Start/Stop costs has been excluded in the calculation

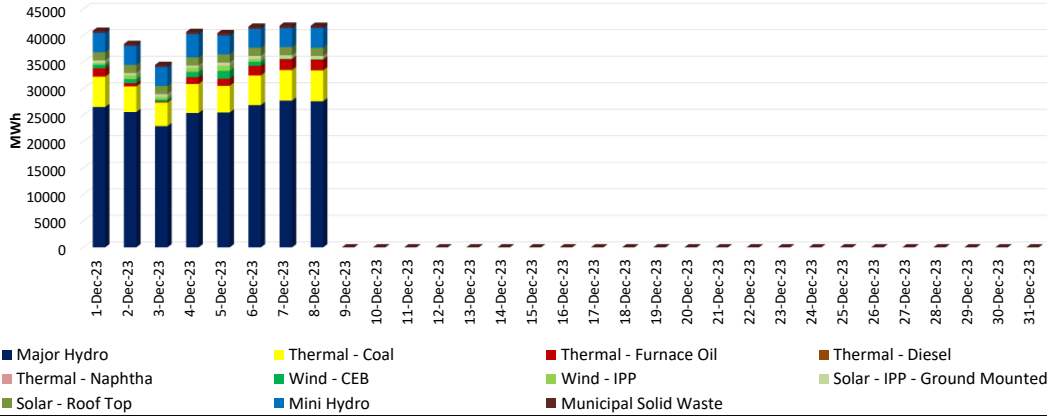
Unit Cost of Generation for the day : **13.66** LKR/kWh
 Total Generation Cost for the day: **570.9** Mn LKR

Fuel Prices

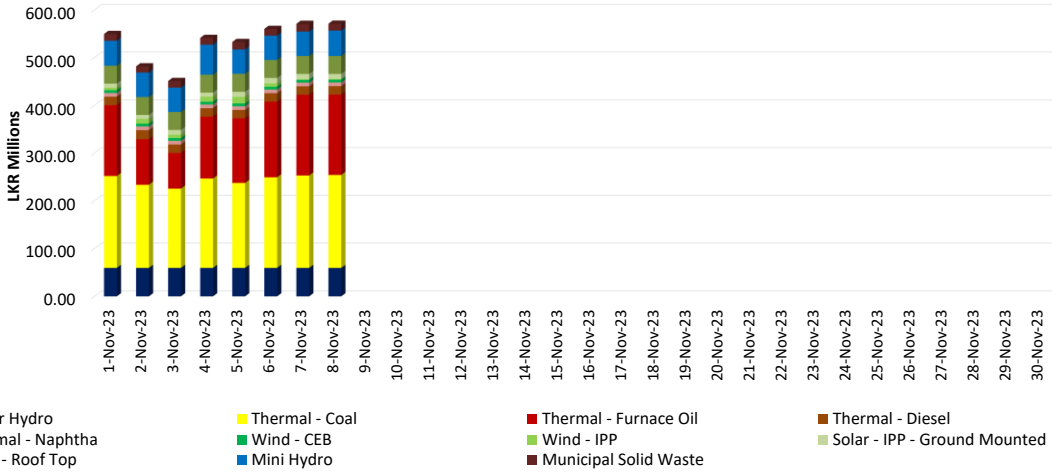
(as at 1st Dec 2023)

	Price (LKR/Liter or LKR/kg)
Furnace	205.00
Coal	50.45
Naphtha	161.00
Auto Diesel	329.00


Generation Mix -December 2023

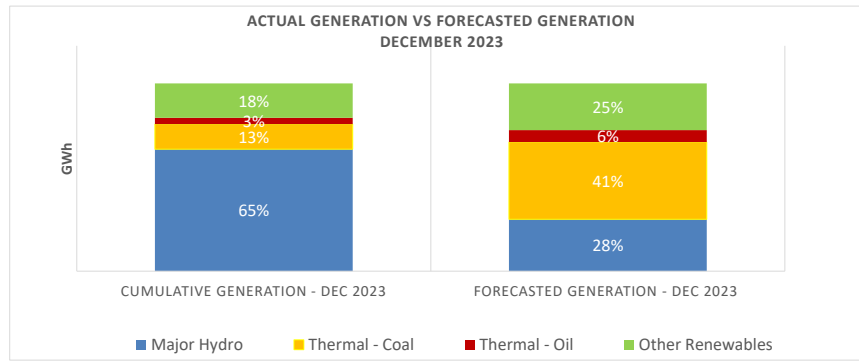


Cost of Generation -December 2023



Per Unit Cost of Generation - December 2023





	Cumulative Generation - December 2023 [GWh]	Forecasted Generation - December 2023 [GWh]
Major Hydro	208	353
Thermal - Coal	43	524
Thermal - Oil	11	81
Other Renewables	59	317
Total	320	1276

Forecasted Generation - SDDP November 2023

Estimated Cost of Generation - December 2023 (Mn LKR)

Major Hydro	476.63 Mn LKR
Thermal - Coal	1476.99 Mn LKR
Thermal - Furnace Oil	1078.31 Mn LKR
Thermal - Diesel	143.28 Mn LKR
Thermal - Naphtha	61.08 Mn LKR
Wind - CEB	47.46 Mn LKR
Wind - IPP	55.44 Mn LKR
Solar - IPP - Ground Mounted	79.66 Mn LKR
Solar - Roof Top	300.79 Mn LKR
Mini Hydro	422.65 Mn LKR
Municipal Solid Waste	115.01 Mn LKR
Total Generation Cost (Dec)	4,257.29 Mn LKR
Average Unit Cost of Generation (Dec)	13.30 LKR/kWh