



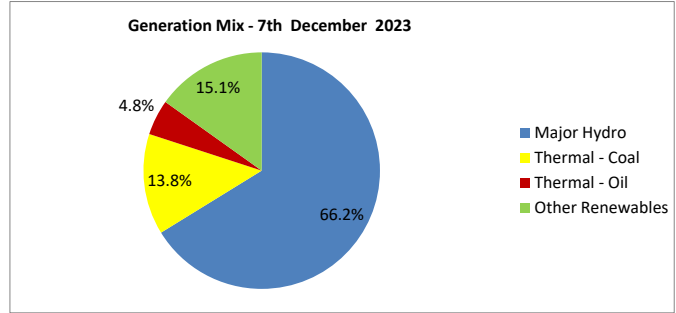
Daily Electricity Generation & Cost Estimation Report

7th December 2023



Daily Generation Mix - 7th December 2023

Plant Type	Generation (GWh)	Percentage
Major Hydro	27.69	66.2%
Thermal - Coal	5.77	13.8%
Thermal - Furnace Oil	2.03	4.8%
Thermal - Diesel	0.00	0.0%
Thermal - Naphtha	0.00	0.0%
Wind - CEB	0.08	0.2%
Wind - IPP	0.07	0.2%
Solar - IPP - Ground Mounted	0.60	1.4%
Solar - Roof Top	1.54	3.7%
Mini Hydro	3.57	8.5%
Municipal Solid Waste	0.47	1.1%
Total	41.82	



Note - Estimated generation from roof top solar, non-telemetered solar and mini hydro plants has been included in the above figures

Estimated Generation Cost : 7th December 2023

Plant Type	Energy Cost (LKR Mn)	Non Fuel Energy Cost (LKR Mn)	Capacity Cost (LKR Mn)	Total Cost of Generation (LKR Mn)	Energy Cost per Unit (LKR/kWh)	Non fuel Energy Cost per Unit (LKR/kWh)	Capacity Charge per Unit (LKR/kWh)	Cost of Electricity per Unit (LKR/kWh)
Major Hydro	0.0	0.0	59.6	59.6	0.00	0.00	2.15	2.15
Thermal - Coal	119.5	8.2	66.1	193.8	20.71	1.42	11.45	33.58
Thermal - Furnace Oil	102.0	6.0	60.8	168.8	50.31	2.95	29.99	83.25
Thermal - Diesel	0.0	1.8	15.9	17.7	0.00	0.00	0.00	0.00
Thermal - Naphtha	0.0	1.2	6.5	7.6	0.00	0.00	0.00	0.00
Wind - CEB	0.0	0.0	5.9	5.9	0.00	0.00	70.62	70.62
Wind - IPP	1.0	0.0	0.0	1.0	13.95	0.00	0.00	13.95
Solar - IPP - Ground Mounted	11.4	0.0	0.0	11.4	19.02	0.00	0.00	19.02
Solar - Roof Top	37.6	0.0	0.0	37.6	24.41	0.00	0.00	24.41
Mini Hydro	51.0	0.0	0.0	51.0	14.28	0.00	0.00	14.28
Municipal Solid Waste	16.1	0.0	0.0	16.1	34.58	0.00	0.00	34.58
Total	338.7	17.1	214.8	570.6	8.10	0.41	5.14	13.64

Note -

Start/Stop costs has been excluded in the calculation

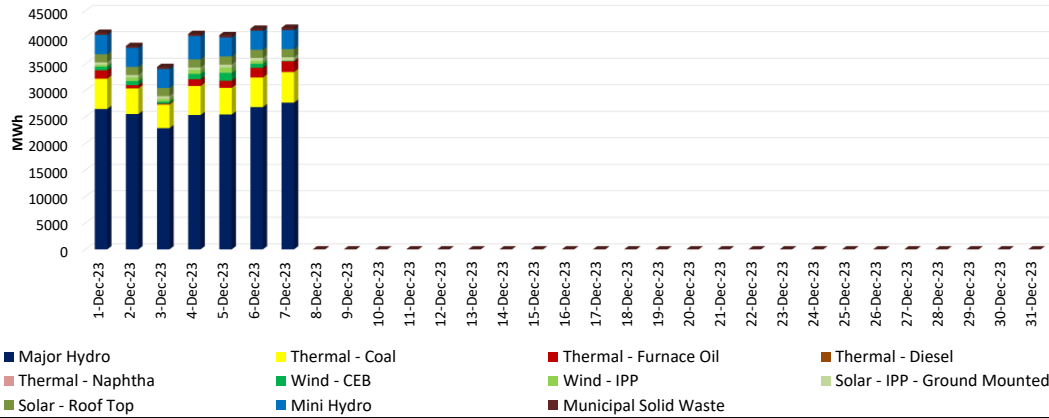
Unit Cost of Generation for the day : **13.64** LKR/kWh
 Total Generation Cost for the day: **570.6** Mn LKR

Fuel Prices

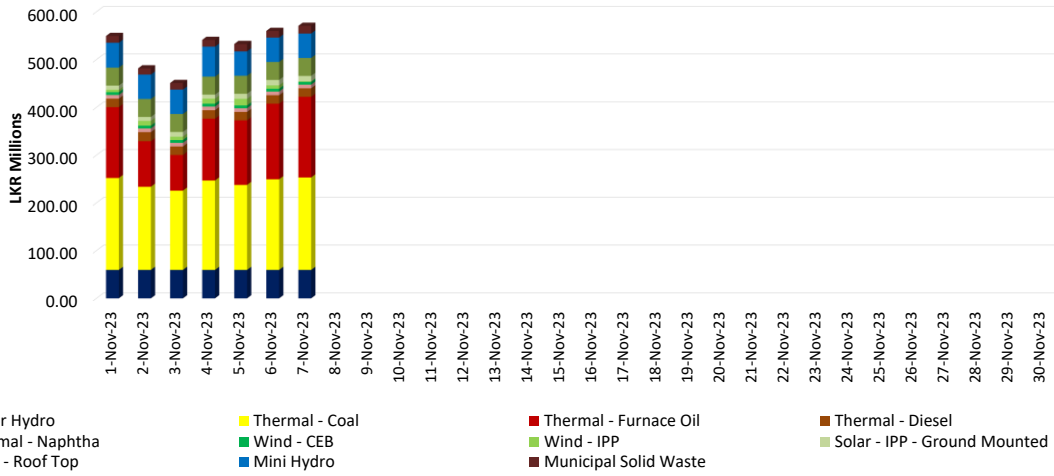
(as at 1st Dec 2023)

	Price (LKR/Liter or LKR/kg)
Furnace	205.00
Coal	50.45
Naphtha	161.00
Auto Diesel	329.00


Generation Mix -December 2023

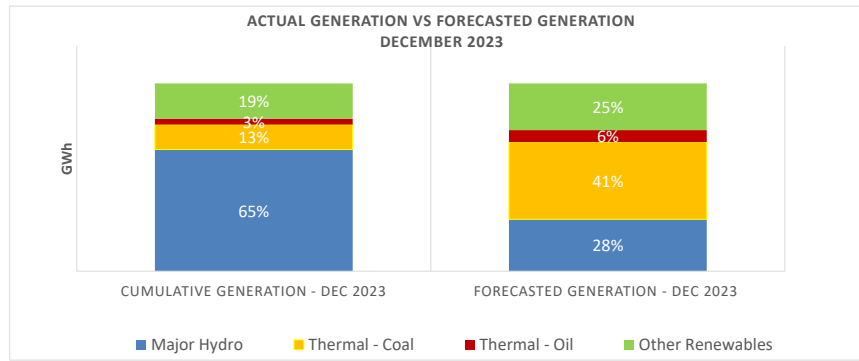


Cost of Generation -December 2023



Per Unit Cost of Generation - December 2023





	Cumulative Generation - December 2023 [GWh]	Forecasted Generation - December 2023 [GWh]
Major Hydro	180	353
Thermal - Coal	37	524
Thermal - Oil	9	81
Other Renewables	52	317
Total	278	1276

Forecasted Generation - SDDP November 2023

Estimated Cost of Generation - December 2023 (Mn LKR)

Major Hydro	417.05 Mn LKR
Thermal - Coal	1282.16 Mn LKR
Thermal - Furnace Oil	910.13 Mn LKR
Thermal - Diesel	125.54 Mn LKR
Thermal - Naphtha	53.44 Mn LKR
Wind - CEB	41.52 Mn LKR
Wind - IPP	54.28 Mn LKR
Solar - IPP - Ground Mounted	68.85 Mn LKR
Solar - Roof Top	263.19 Mn LKR
Mini Hydro	369.55 Mn LKR
Municipal Solid Waste	100.70 Mn LKR
Total Generation Cost (Dec)	3,686.42 Mn LKR
Average Unit Cost of Generation (Dec)	13.25 LKR/kWh