



# Daily Electricity Generation & Cost Estimation Report

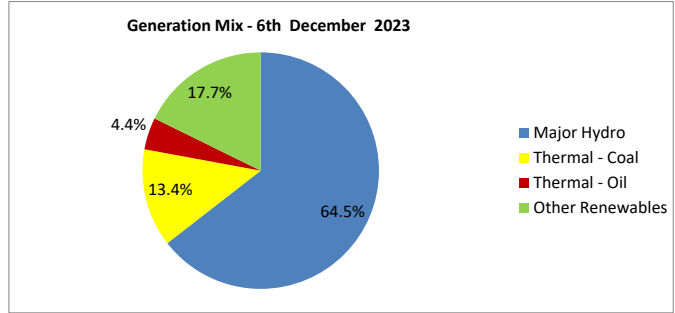
---

6th December 2023



**Daily Generation Mix - 6th December 2023**

Plant Type	Generation (GWh)	Percentage
Major Hydro	26.85	64.5%
Thermal - Coal	5.59	13.4%
Thermal - Furnace Oil	1.82	4.4%
Thermal - Diesel	0.00	0.0%
Thermal - Naphtha	0.00	0.0%
Wind - CEB	0.77	1.8%
Wind - IPP	0.51	1.2%
Solar - IPP - Ground Mounted	0.60	1.4%
Solar - Roof Top	1.54	3.7%
Mini Hydro	3.57	8.6%
Municipal Solid Waste	0.40	1.0%
<b>Total</b>	<b>41.64</b>	



Note - Estimated generation from roof top solar, non-telemetered solar and mini hydro plants has been included in the above figures

**Estimated Generation Cost : 6th December 2023**

Plant Type	Energy Cost (LKR Mn)	Non Fuel Energy Cost (LKR Mn)	Capacity Cost (LKR Mn)	Total Cost of Generation (LKR Mn)	Energy Cost per Unit (LKR/kWh)	Non fuel Energy Cost per Unit (LKR/kWh)	Capacity Charge per Unit (LKR/kWh)	Cost of Electricity per Unit (LKR/kWh)
Major Hydro	0.0	0.0	61.6	61.6	0.00	0.00	2.29	2.29
Thermal - Coal	115.7	8.5	68.3	192.4	20.71	1.51	12.22	34.45
Thermal - Furnace Oil	91.4	6.2	62.9	160.5	50.20	3.39	34.52	88.11
Thermal - Diesel	0.0	1.9	16.5	18.3	0.00	0.00	0.00	0.00
Thermal - Naphtha	0.0	1.2	6.7	7.9	0.00	0.00	0.00	0.00
Wind - CEB	0.0	0.0	6.1	6.1	0.00	0.00	7.99	7.99
Wind - IPP	7.0	0.0	0.0	7.0	13.95	0.00	0.00	13.95
Solar - IPP - Ground Mounted	11.4	0.0	0.0	11.4	19.02	0.00	0.00	19.02
Solar - Roof Top	37.6	0.0	0.0	37.6	24.41	0.00	0.00	24.41
Mini Hydro	51.0	0.0	0.0	51.0	14.28	0.00	0.00	14.28
Municipal Solid Waste	13.9	0.0	0.0	13.9	34.58	0.00	0.00	34.58
<b>Total</b>	<b>328.0</b>	<b>17.7</b>	<b>222.0</b>	<b>567.7</b>	<b>7.88</b>	<b>0.42</b>	<b>5.33</b>	<b>13.63</b>

Note -

Start/Stop costs has been excluded in the calculation

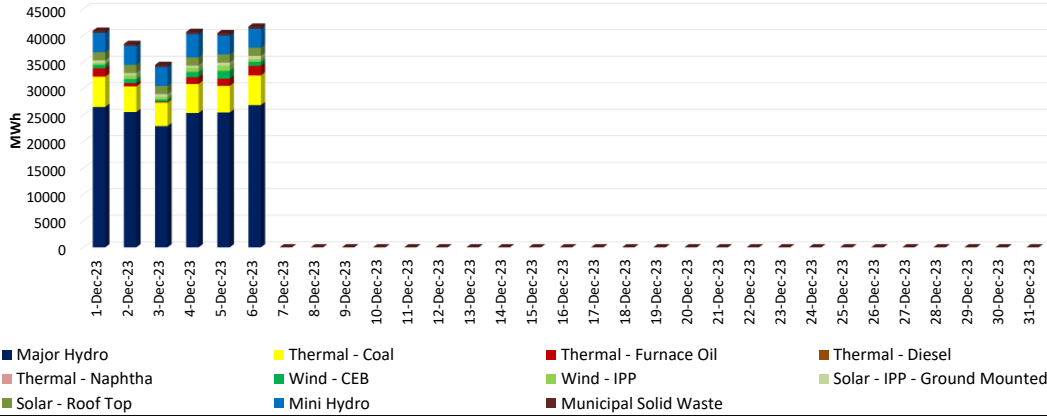
Unit Cost of Generation for the day : **13.63** LKR/kWh  
 Total Generation Cost for the day: **567.7** Mn LKR

**Fuel Prices**

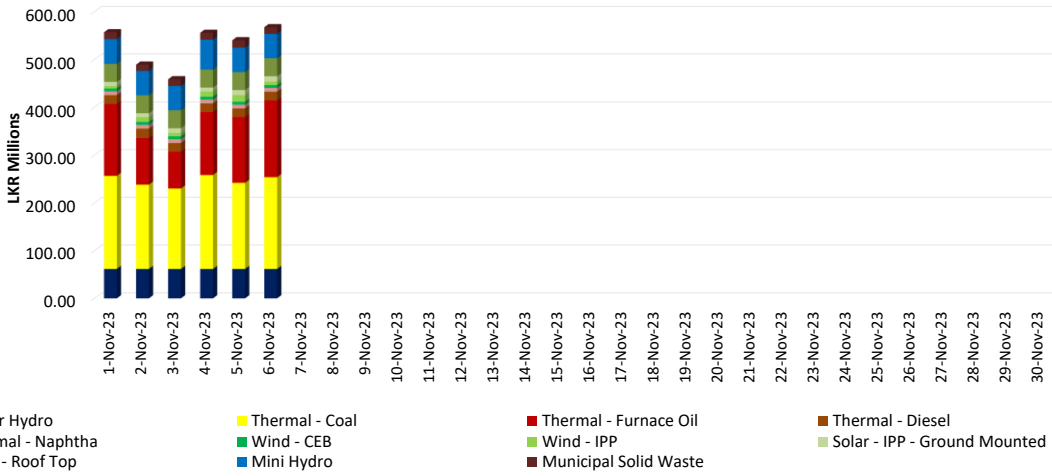
( as at 1st Dec 2023)

	Price (LKR/Liter or LKR/kg)
Furnace	205.00
Coal	50.45
Naphtha	161.00
Auto Diesel	329.00


Generation Mix -December 2023

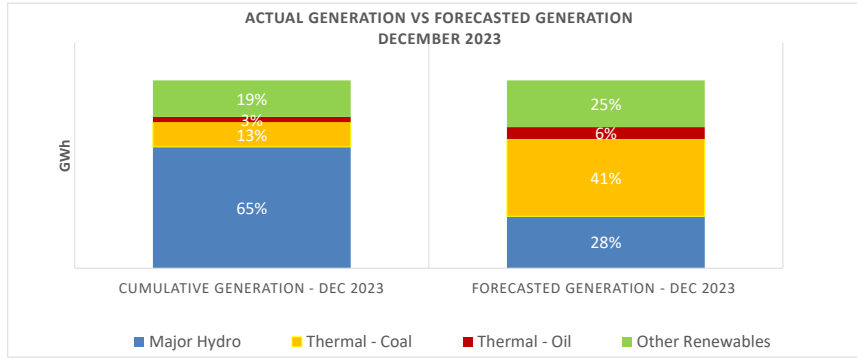


Cost of Generation -December 2023



Per Unit Cost of Generation - December 2023





	Cumulative Generation - December 2023 [GWh]	Forecasted Generation - December 2023 [GWh]
Major Hydro	153	353
Thermal - Coal	31	524
Thermal - Oil	7	81
Other Renewables	46	317
<b>Total</b>	<b>236</b>	<b>1276</b>

Forecasted Generation - SDDP November 2023

**Estimated Cost of Generation - December 2023 ( Mn LKR)**

Major Hydro	369.39 Mn LKR
Thermal - Coal	1110.28 Mn LKR
Thermal - Furnace Oil	754.66 Mn LKR
Thermal - Diesel	111.35 Mn LKR
Thermal - Naphtha	47.34 Mn LKR
Wind - CEB	36.78 Mn LKR
Wind - IPP	53.26 Mn LKR
Solar - IPP - Ground Mounted	57.46 Mn LKR
Solar - Roof Top	225.59 Mn LKR
Mini Hydro	318.57 Mn LKR
Municipal Solid Waste	84.55 Mn LKR
<b>Total Generation Cost (Dec)</b>	<b>3,169.22 Mn LKR</b>
<b>Average Unit Cost of Generation (Dec)</b>	<b>13.41 LKR/kWh</b>