



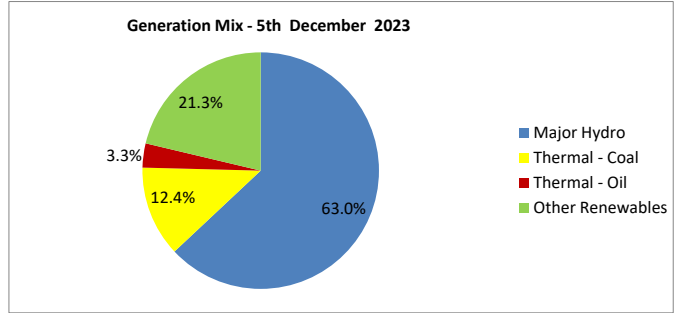
Daily Electricity Generation & Cost Estimation Report

5th December 2023



Daily Generation Mix - 5th December 2023

Plant Type	Generation (GWh)	Percentage
Major Hydro	25.47	63.0%
Thermal - Coal	5.01	12.4%
Thermal - Furnace Oil	1.33	3.3%
Thermal - Diesel	0.00	0.0%
Thermal - Naphtha	0.00	0.0%
Wind - CEB	1.50	3.7%
Wind - IPP	0.99	2.4%
Solar - IPP - Ground Mounted	0.56	1.4%
Solar - Roof Top	1.54	3.8%
Mini Hydro	3.57	8.8%
Municipal Solid Waste	0.45	1.1%
Total	40.42	



Note - Estimated generation from roof top solar, non-telemetered solar and mini hydro plants has been included in the above figures

Estimated Generation Cost : 5th December 2023

Plant Type	Energy Cost (LKR Mn)	Non Fuel Energy Cost (LKR Mn)	Capacity Cost (LKR Mn)	Total Cost of Generation (LKR Mn)	Energy Cost per Unit (LKR/kWh)	Non fuel Energy Cost per Unit (LKR/kWh)	Capacity Charge per Unit (LKR/kWh)	Cost of Electricity per Unit (LKR/kWh)
Major Hydro	0.0	0.0	61.6	61.6	0.00	0.00	2.42	2.42
Thermal - Coal	103.8	8.5	68.3	180.5	20.71	1.69	13.62	36.02
Thermal - Furnace Oil	68.4	6.2	62.9	137.4	51.26	4.63	47.12	103.02
Thermal - Diesel	0.0	1.9	16.5	18.3	0.00	0.00	0.00	0.00
Thermal - Naphtha	0.0	1.2	6.7	7.9	0.00	0.00	0.00	0.00
Wind - CEB	0.0	0.0	6.1	6.1	0.00	0.00	4.08	4.08
Wind - IPP	13.7	0.0	0.0	13.7	13.95	0.00	0.00	13.95
Solar - IPP - Ground Mounted	10.7	0.0	0.0	10.7	19.02	0.00	0.00	19.02
Solar - Roof Top	37.6	0.0	0.0	37.6	24.41	0.00	0.00	24.41
Mini Hydro	51.0	0.0	0.0	51.0	14.28	0.00	0.00	14.28
Municipal Solid Waste	15.5	0.0	0.0	15.5	34.58	0.00	0.00	34.58
Total	300.7	17.7	222.0	540.4	7.44	0.44	5.49	13.37

Note -

Start/Stop costs has been excluded in the calculation

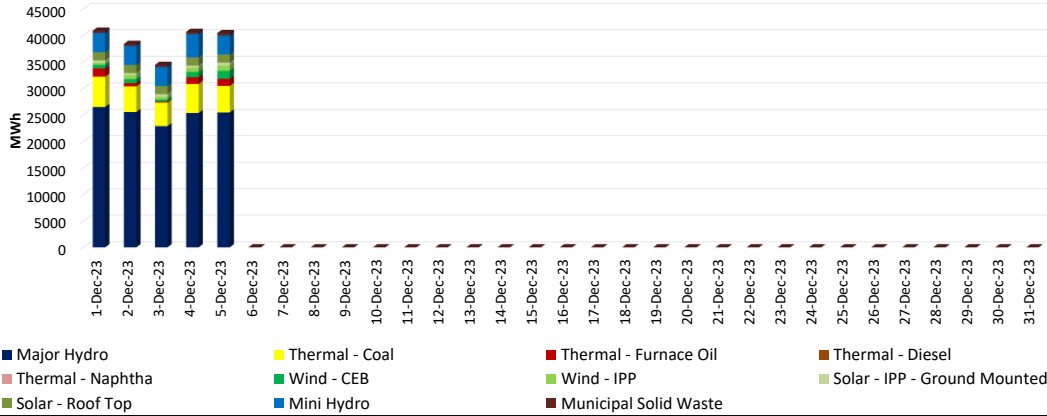
Unit Cost of Generation for the day : **13.37** LKR/kWh
 Total Generation Cost for the day: **540.4** Mn LKR

Fuel Prices

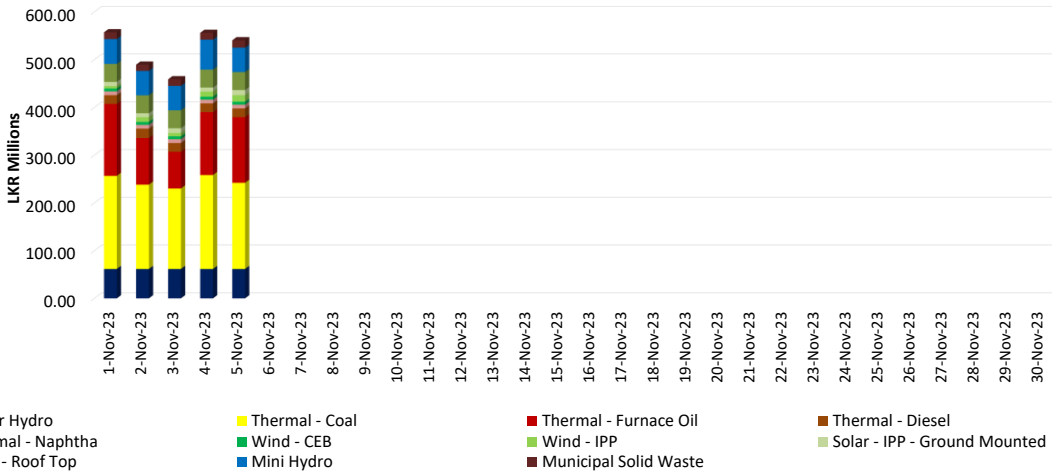
(as at 1st Dec 2023)

	Price (LKR/Liter or LKR/kg)
Furnace	205.00
Coal	50.45
Naphtha	161.00
Auto Diesel	329.00


Generation Mix -December 2023

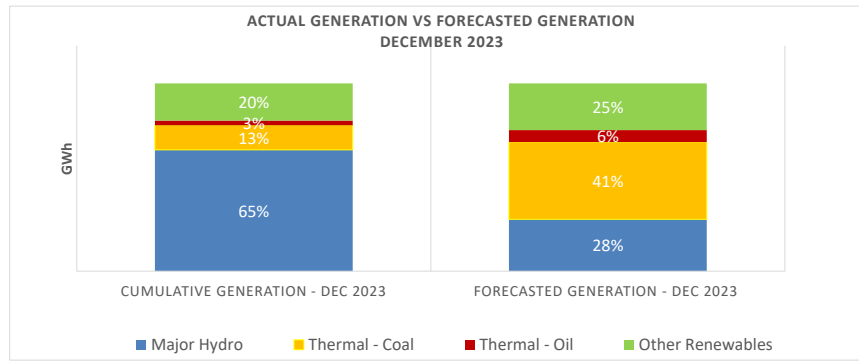


Cost of Generation -December 2023



Per Unit Cost of Generation - December 2023





	Cumulative Generation - December 2023 [GWh]	Forecasted Generation - December 2023 [GWh]
Major Hydro	126	353
Thermal - Coal	25	524
Thermal - Oil	5	81
Other Renewables	39	317
Total	195	1276

Forecasted Generation - SDDP November 2023

Estimated Cost of Generation - December 2023 (Mn LKR)

Major Hydro	307.82 Mn LKR
Thermal - Coal	917.86 Mn LKR
Thermal - Furnace Oil	594.20 Mn LKR
Thermal - Diesel	93.02 Mn LKR
Thermal - Naphtha	39.45 Mn LKR
Wind - CEB	30.65 Mn LKR
Wind - IPP	46.22 Mn LKR
Solar - IPP - Ground Mounted	46.10 Mn LKR
Solar - Roof Top	188.00 Mn LKR
Mini Hydro	267.59 Mn LKR
Municipal Solid Waste	70.61 Mn LKR
Total Generation Cost (Dec)	2,601.52 Mn LKR
Average Unit Cost of Generation (Dec)	13.36 LKR/kWh