



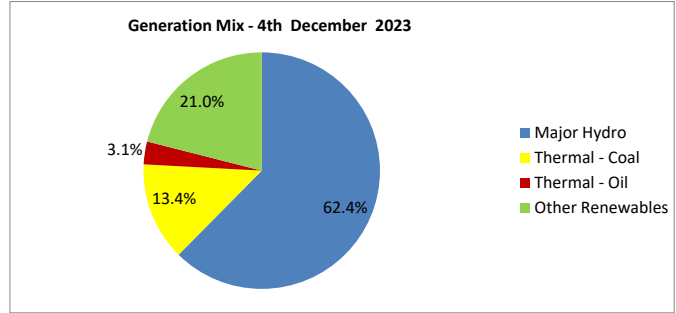
Daily Electricity Generation & Cost Estimation Report

4th December 2023



Daily Generation Mix - 4th December 2023

Plant Type	Generation (GWh)	Percentage
Major Hydro	25.37	62.4%
Thermal - Coal	5.46	13.4%
Thermal - Furnace Oil	1.27	3.1%
Thermal - Diesel	0.00	0.0%
Thermal - Naphtha	0.00	0.0%
Wind - CEB	1.01	2.5%
Wind - IPP	0.76	1.9%
Solar - IPP - Ground Mounted	0.44	1.1%
Solar - Roof Top	1.54	3.8%
Mini Hydro	4.39	10.8%
Municipal Solid Waste	0.41	1.0%
Total	40.65	



Note – Estimated generation from roof top solar, non-telemetered solar and mini hydro plants has been included in the above figures

Estimated Generation Cost : 4th December 2023

Plant Type	Energy Cost (LKR Mn)	Non Fuel Energy Cost (LKR Mn)	Capacity Cost (LKR Mn)	Total Cost of Generation (LKR Mn)	Energy Cost per Unit (LKR/kWh)	Non fuel Energy Cost per Unit (LKR/kWh)	Capacity Charge per Unit (LKR/kWh)	Cost of Electricity per Unit (LKR/kWh)
Major Hydro	0.0	0.0	61.6	61.6	0.00	0.00	2.43	2.43
Thermal - Coal	113.1	8.5	68.3	189.9	20.71	1.55	12.50	34.76
Thermal - Furnace Oil	62.6	6.2	62.9	131.6	49.41	4.88	49.61	103.90
Thermal - Diesel	0.0	1.9	16.5	18.3	0.00	0.00	0.00	0.00
Thermal - Naphtha	0.0	1.2	6.7	7.9	0.00	0.00	0.00	0.00
Wind - CEB	0.0	0.0	6.1	6.1	0.00	0.00	6.08	6.08
Wind - IPP	10.6	0.0	0.0	10.6	13.95	0.00	0.00	13.95
Solar - IPP - Ground Mounted	8.4	0.0	0.0	8.4	19.02	0.00	0.00	19.02
Solar - Roof Top	37.6	0.0	0.0	37.6	24.41	0.00	0.00	24.41
Mini Hydro	62.7	0.0	0.0	62.7	14.28	0.00	0.00	14.28
Municipal Solid Waste	14.1	0.0	0.0	14.1	34.58	0.00	0.00	34.58
Total	309.2	17.7	222.0	548.9	7.61	0.44	5.46	13.50

Note -

Start/Stop costs has been excluded in the calculation

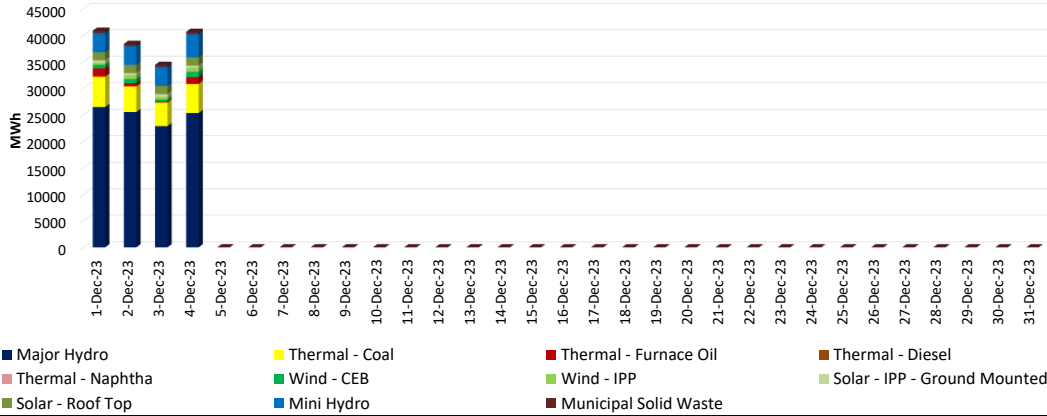
Unit Cost of Generation for the day : **13.50** LKR/kWh
 Total Generation Cost for the day: **548.9** Mn LKR

Fuel Prices

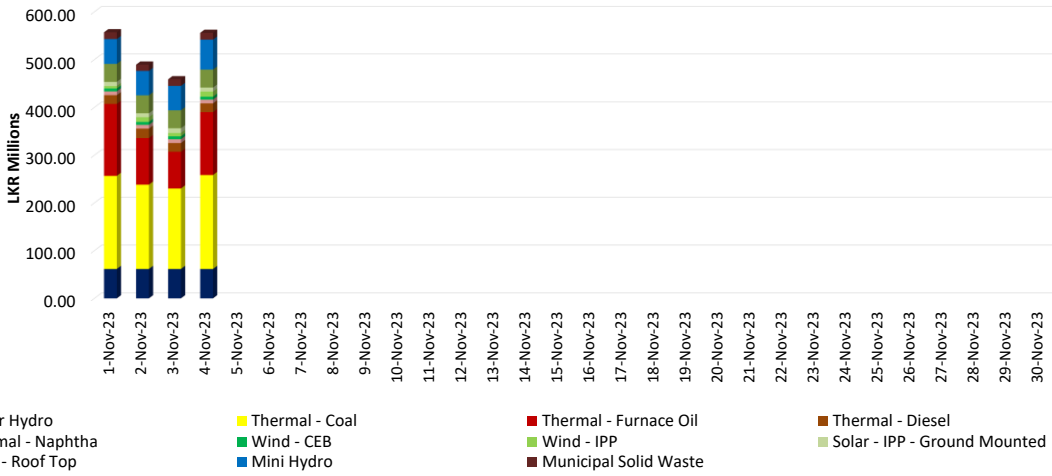
(as at 1st Dec 2023)

	Price (LKR/Liter or LKR/kg)
Furnace	205.00
Coal	50.45
Naphtha	161.00
Auto Diesel	329.00


Generation Mix -December 2023

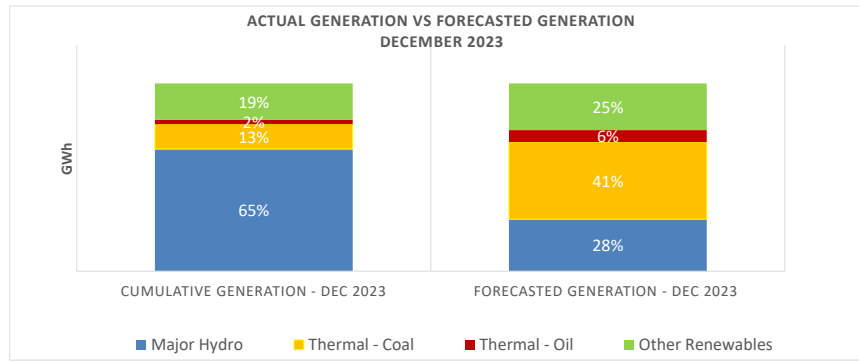


Cost of Generation -December 2023



Per Unit Cost of Generation - December 2023





	Cumulative Generation - December 2023 [GWh]	Forecasted Generation - December 2023 [GWh]
Major Hydro	100	353
Thermal - Coal	20	524
Thermal - Oil	4	81
Other Renewables	30	317
Total	154	1276

Forecasted Generation - SDDP November 2023

Estimated Cost of Generation - December 2023 (Mn LKR)

Major Hydro	246.26 Mn LKR
Thermal - Coal	737.33 Mn LKR
Thermal - Furnace Oil	456.78 Mn LKR
Thermal - Diesel	74.69 Mn LKR
Thermal - Naphtha	31.56 Mn LKR
Wind - CEB	24.52 Mn LKR
Wind - IPP	32.48 Mn LKR
Solar - IPP - Ground Mounted	35.42 Mn LKR
Solar - Roof Top	150.40 Mn LKR
Mini Hydro	216.61 Mn LKR
Municipal Solid Waste	55.12 Mn LKR
Total Generation Cost (Dec)	2,061.15 Mn LKR
Average Unit Cost of Generation (Dec)	13.36 LKR/kWh