



# Daily Electricity Generation & Cost Estimation Report

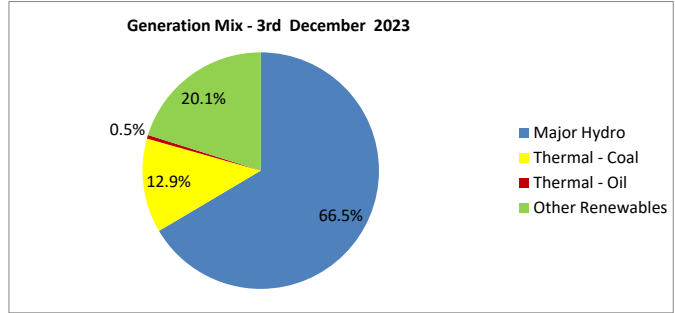
---

3rd December 2023



**Daily Generation Mix - 3rd December 2023**

Plant Type	Generation (GWh)	Percentage
Major Hydro	22.89	66.5%
Thermal - Coal	4.44	12.9%
Thermal - Furnace Oil	0.18	0.5%
Thermal - Diesel	0.00	0.0%
Thermal - Naphtha	0.00	0.0%
Wind - CEB	0.40	1.2%
Wind - IPP	0.50	1.4%
Solar - IPP - Ground Mounted	0.52	1.5%
Solar - Roof Top	1.54	4.5%
Mini Hydro	3.57	10.4%
Municipal Solid Waste	0.40	1.2%
<b>Total</b>	<b>34.43</b>	



Note - Estimated generation from roof top solar, non-telemetered solar and mini hydro plants has been included in the above figures

**Estimated Generation Cost : 3rd December 2023**

Plant Type	Energy Cost (LKR Mn)	Non Fuel Energy Cost (LKR Mn)	Capacity Cost (LKR Mn)	Total Cost of Generation (LKR Mn)	Energy Cost per Unit (LKR/kWh)	Non fuel Energy Cost per Unit (LKR/kWh)	Capacity Charge per Unit (LKR/kWh)	Cost of Electricity per Unit (LKR/kWh)
Major Hydro	0.0	0.0	61.6	61.6	0.00	0.00	2.69	2.69
Thermal - Coal	91.9	8.5	68.3	168.6	20.71	1.91	15.39	38.00
Thermal - Furnace Oil	7.9	6.2	62.9	77.0	45.28	35.33	359.18	439.79
Thermal - Diesel	0.0	1.9	16.5	18.3	0.00	0.00	0.00	0.00
Thermal - Naphtha	0.0	1.2	6.7	7.9	0.00	0.00	0.00	0.00
Wind - CEB	0.0	0.0	6.1	6.1	0.00	0.00	15.36	15.36
Wind - IPP	6.9	0.0	0.0	6.9	13.95	0.00	0.00	13.95
Solar - IPP - Ground Mounted	9.9	0.0	0.0	9.9	19.02	0.00	0.00	19.02
Solar - Roof Top	37.6	0.0	0.0	37.6	24.41	0.00	0.00	24.41
Mini Hydro	51.0	0.0	0.0	51.0	14.28	0.00	0.00	14.28
Municipal Solid Waste	13.8	0.0	0.0	13.8	34.58	0.00	0.00	34.58
<b>Total</b>	<b>219.1</b>	<b>17.7</b>	<b>222.0</b>	<b>458.7</b>	<b>6.36</b>	<b>0.51</b>	<b>6.45</b>	<b>13.32</b>

Note -

Start/Stop costs has been excluded in the calculation

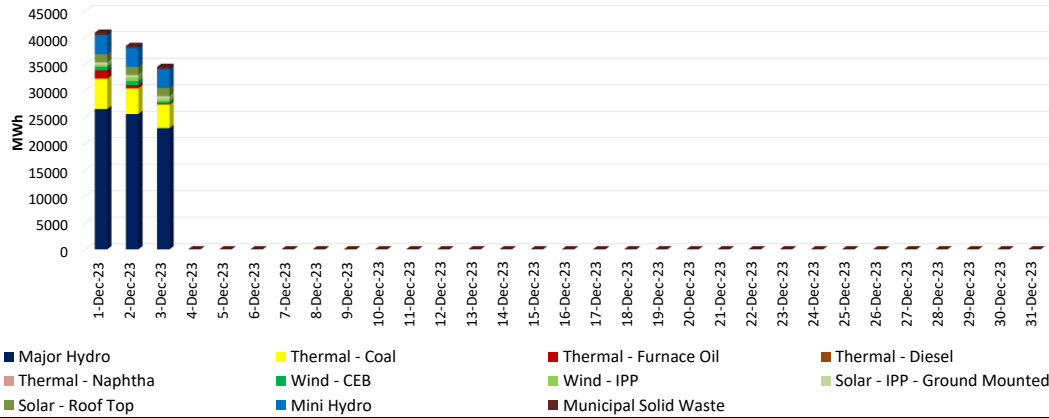
Unit Cost of Generation for the day : **13.32** LKR/kWh  
 Total Generation Cost for the day: **458.7** Mn LKR

**Fuel Prices**

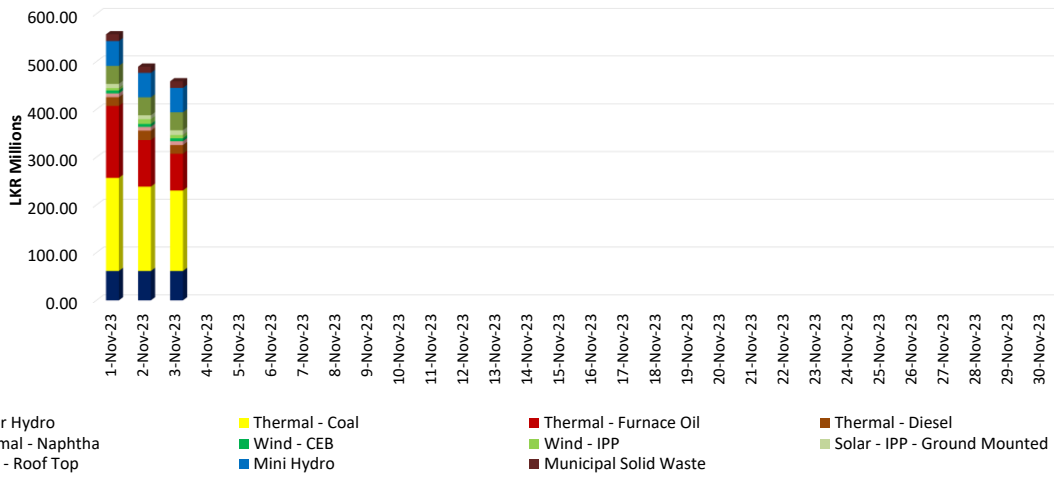
( as at 1st Dec 2023)

	Price (LKR/Liter or LKR/kg)
Furnace	205.00
Coal	50.45
Naphtha	161.00
Auto Diesel	329.00


Generation Mix -December 2023

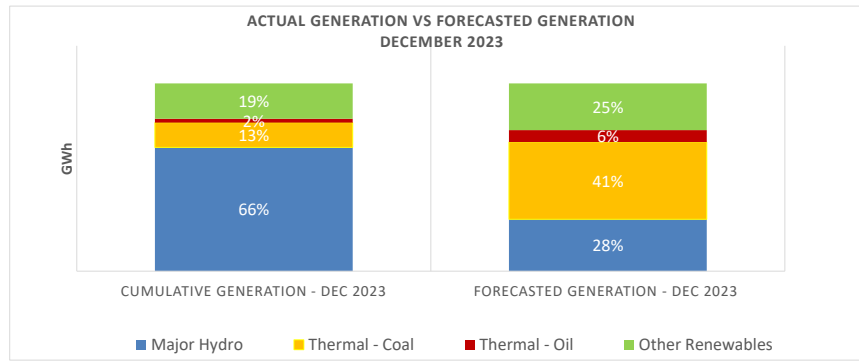


Cost of Generation -December 2023



Per Unit Cost of Generation - December 2023





	Cumulative Generation - December 2023 [GWh]	Forecasted Generation - December 2023 [GWh]
Major Hydro	75	353
Thermal - Coal	15	524
Thermal - Oil	2	81
Other Renewables	21	317
<b>Total</b>	<b>114</b>	<b>1276</b>

Forecasted Generation - SDDP November 2023

**Estimated Cost of Generation - December 2023 ( Mn LKR)**

Major Hydro	184.69 Mn LKR
Thermal - Coal	540.43 Mn LKR
Thermal - Furnace Oil	325.13 Mn LKR
Thermal - Diesel	56.36 Mn LKR
Thermal - Naphtha	23.67 Mn LKR
Wind - CEB	18.39 Mn LKR
Wind - IPP	21.87 Mn LKR
Solar - IPP - Ground Mounted	26.97 Mn LKR
Solar - Roof Top	112.80 Mn LKR
Mini Hydro	153.91 Mn LKR
Municipal Solid Waste	40.98 Mn LKR
<b>Total Generation Cost (Dec)</b>	<b>1,505.21 Mn LKR</b>
<b>Average Unit Cost of Generation (Dec)</b>	<b>13.24 LKR/kWh</b>