



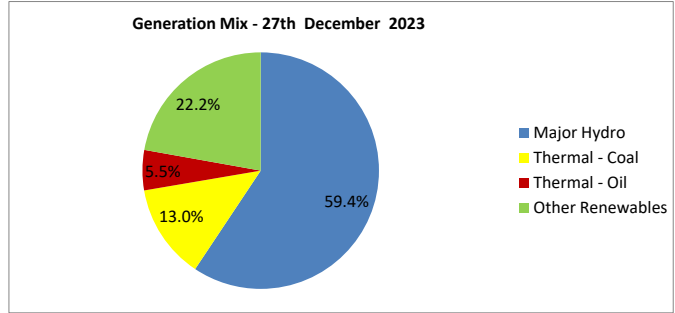
Daily Electricity Generation & Cost Estimation Report

27th December 2023



Daily Generation Mix - 27th December 2023

Plant Type	Generation (GWh)	Percentage
Major Hydro	24.37	59.4%
Thermal - Coal	5.32	13.0%
Thermal - Furnace Oil	2.26	5.5%
Thermal - Diesel	0.00	0.0%
Thermal - Naphtha	0.00	0.0%
Wind - CEB	1.80	4.4%
Wind - IPP	1.43	3.5%
Solar - IPP - Ground Mounted	0.52	1.3%
Solar - Roof Top	1.54	3.8%
Mini Hydro	3.57	8.7%
Municipal Solid Waste	0.26	0.6%
Total	41.06	



Note – Estimated generation from roof top solar, non-telemetered solar and mini hydro plants has been included in the above figures

Estimated Generation Cost : 27th December 2023

Plant Type	Energy Cost (LKR Mn)	Non Fuel Energy Cost (LKR Mn)	Capacity Cost (LKR Mn)	Total Cost of Generation (LKR Mn)	Energy Cost per Unit (LKR/kWh)	Non fuel Energy Cost per Unit (LKR/kWh)	Capacity Charge per Unit (LKR/kWh)	Cost of Electricity per Unit (LKR/kWh)
Major Hydro	0.0	0.0	59.6	59.6	0.00	0.00	2.44	2.44
Thermal - Coal	110.2	8.2	66.1	184.5	20.71	1.54	12.41	34.66
Thermal - Furnace Oil	117.8	6.0	60.8	184.7	52.24	2.65	26.96	81.85
Thermal - Diesel	0.0	1.8	15.9	17.7	0.00	0.00	0.00	0.00
Thermal - Naphtha	0.0	1.2	6.5	7.6	0.00	0.00	0.00	0.00
Wind - CEB	0.0	0.0	5.9	5.9	0.00	0.00	3.30	3.30
Wind - IPP	19.9	0.0	0.0	19.9	13.95	0.00	0.00	13.95
Solar - IPP - Ground Mounted	9.8	0.0	0.0	9.8	19.02	0.00	0.00	19.02
Solar - Roof Top	37.6	0.0	0.0	37.6	24.41	0.00	0.00	24.41
Mini Hydro	51.0	0.0	0.0	51.0	14.28	0.00	0.00	14.28
Municipal Solid Waste	9.0	0.0	0.0	9.0	34.58	0.00	0.00	34.58
Total	355.4	17.1	214.8	587.4	8.66	0.42	5.23	14.30

Note -

Start/Stop costs has been excluded in the calculation

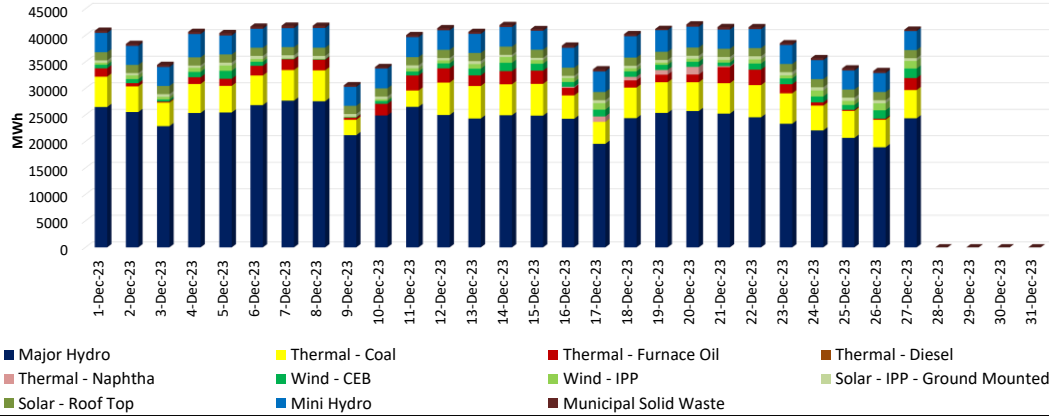
Unit Cost of Generation for the day : **14.30** LKR/kWh
 Total Generation Cost for the day: **587.4** Mn LKR

Fuel Prices

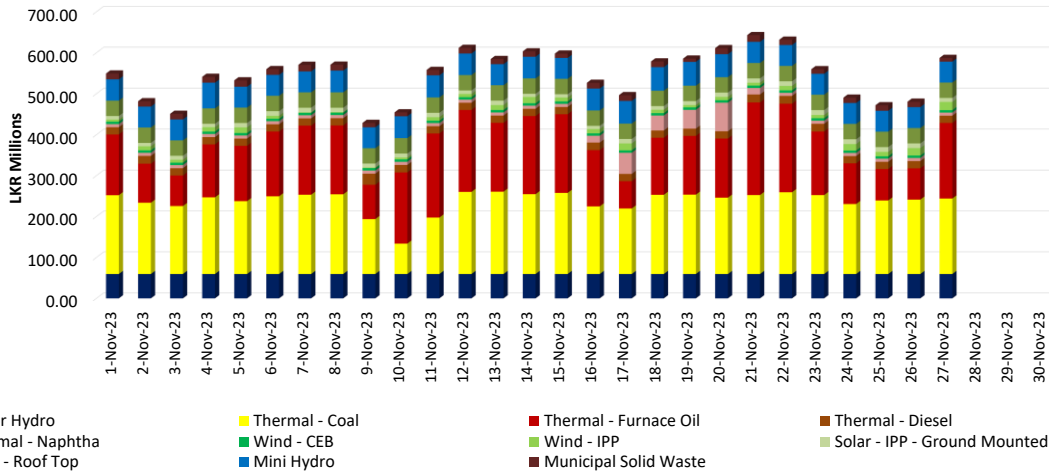
(as at 1st Dec 2023)

	Price (LKR/Liter or LKR/kg)
Furnace	205.00
Coal	50.45
Naphtha	161.00
Auto Diesel	329.00

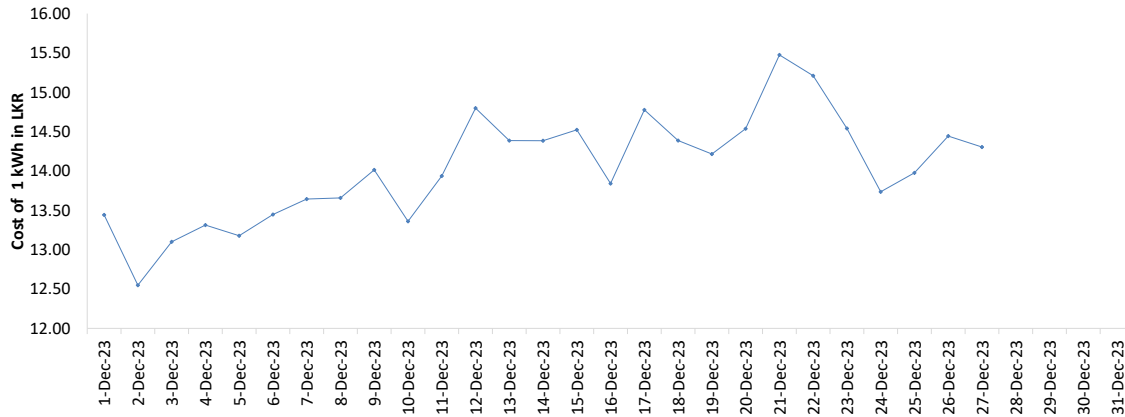
Generation Mix -December 2023

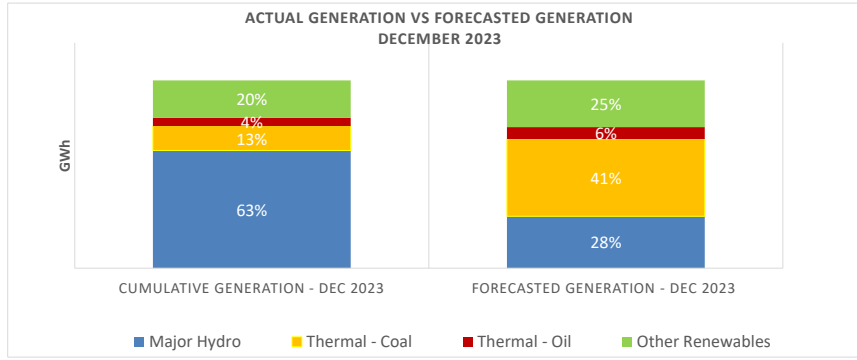


Cost of Generation -December 2023



Per Unit Cost of Generation - December 2023





	Cumulative Generation - December 2023 [GWh]	Forecasted Generation - December 2023 [GWh]
Major Hydro	658	353
Thermal - Coal	136	524
Thermal - Oil	47	81
Other Renewables	209	317
Total	1050	1276

Forecasted Generation - SDDP November 2023

Estimated Cost of Generation - December 2023 (Mn LKR)

Major Hydro	1608.63 Mn LKR
Thermal - Coal	4821.43 Mn LKR
Thermal - Furnace Oil	3959.36 Mn LKR
Thermal - Diesel	495.34 Mn LKR
Thermal - Naphtha	396.63 Mn LKR
Wind - CEB	160.16 Mn LKR
Wind - IPP	253.96 Mn LKR
Solar - IPP - Ground Mounted	271.93 Mn LKR
Solar - Roof Top	1015.17 Mn LKR
Mini Hydro	1426.27 Mn LKR
Municipal Solid Waste	351.44 Mn LKR
Total Generation Cost (Dec)	14,760.32 Mn LKR
Average Unit Cost of Generation (Dec)	14.05 LKR/kWh