



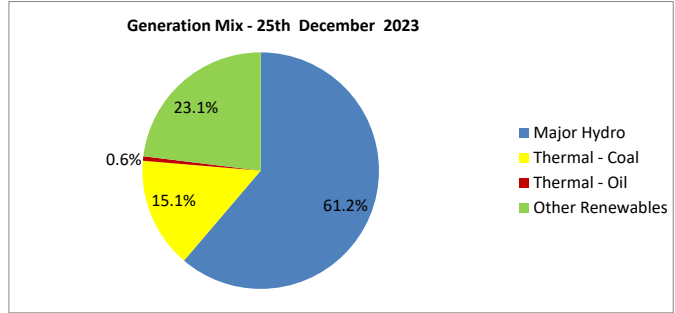
Daily Electricity Generation & Cost Estimation Report

25th December 2023



Daily Generation Mix - 25th December 2023

Plant Type	Generation (GWh)	Percentage
Major Hydro	20.67	61.2%
Thermal - Coal	5.10	15.1%
Thermal - Furnace Oil	0.21	0.6%
Thermal - Diesel	0.00	0.0%
Thermal - Naphtha	0.00	0.0%
Wind - CEB	0.90	2.7%
Wind - IPP	0.77	2.3%
Solar - IPP - Ground Mounted	0.62	1.8%
Solar - Roof Top	1.54	4.6%
Mini Hydro	3.57	10.6%
Municipal Solid Waste	0.39	1.1%
Total	33.76	



Note – Estimated generation from roof top solar, non-telemetered solar and mini hydro plants has been included in the above figures

Estimated Generation Cost : 25th December 2023

Plant Type	Energy Cost (LKR Mn)	Non Fuel Energy Cost (LKR Mn)	Capacity Cost (LKR Mn)	Total Cost of Generation (LKR Mn)	Energy Cost per Unit (LKR/kWh)	Non fuel Energy Cost per Unit (LKR/kWh)	Capacity Charge per Unit (LKR/kWh)	Cost of Electricity per Unit (LKR/kWh)
Major Hydro	0.0	0.0	59.6	59.6	0.00	0.00	2.88	2.88
Thermal - Coal	105.5	8.2	66.1	179.8	20.71	1.61	12.96	35.28
Thermal - Furnace Oil	9.9	6.0	60.8	76.7	48.16	29.04	295.29	372.49
Thermal - Diesel	0.0	1.8	15.9	17.7	0.00	0.00	0.00	0.00
Thermal - Naphtha	0.0	1.2	6.5	7.6	0.00	0.00	0.00	0.00
Wind - CEB	0.0	0.0	5.9	5.9	0.00	0.00	6.57	6.57
Wind - IPP	10.7	0.0	0.0	10.7	13.95	0.00	0.00	13.95
Solar - IPP - Ground Mounted	11.8	0.0	0.0	11.8	19.02	0.00	0.00	19.02
Solar - Roof Top	37.6	0.0	0.0	37.6	24.41	0.00	0.00	24.41
Mini Hydro	51.0	0.0	0.0	51.0	14.28	0.00	0.00	14.28
Municipal Solid Waste	13.4	0.0	0.0	13.4	34.58	0.00	0.00	34.58
Total	239.9	17.1	214.8	471.8	7.11	0.51	6.36	13.98

Note -

Start/Stop costs has been excluded in the calculation

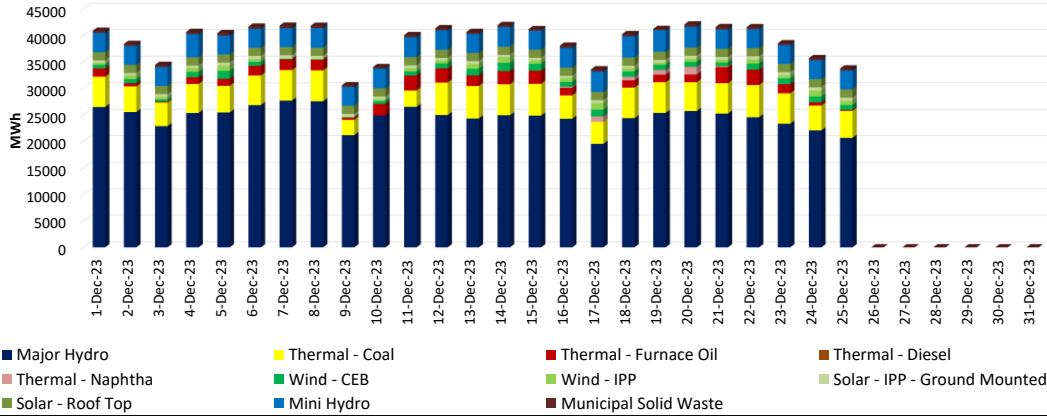
Unit Cost of Generation for the day : **13.98** LKR/kWh
 Total Generation Cost for the day: **471.8** Mn LKR

Fuel Prices

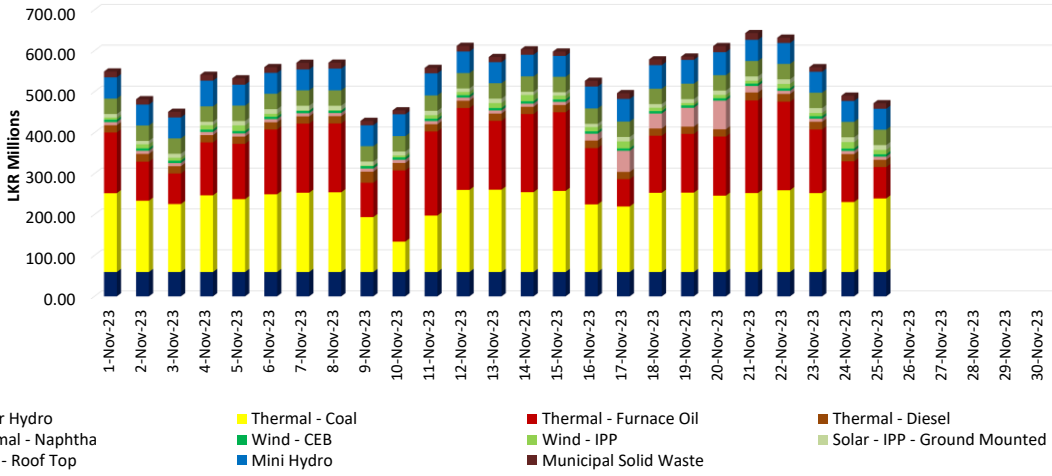
(as at 1st Dec 2023)

	Price (LKR/Liter or LKR/kg)
Furnace	205.00
Coal	50.45
Naphtha	161.00
Auto Diesel	329.00

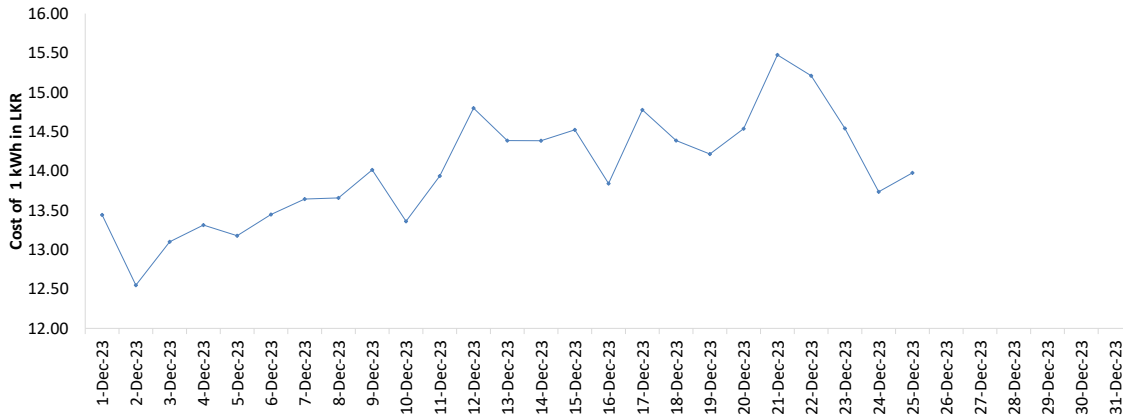
Generation Mix -December 2023

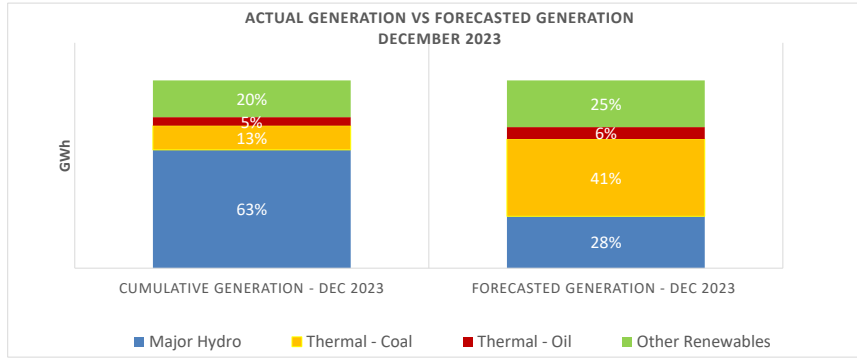


Cost of Generation -December 2023



Per Unit Cost of Generation - December 2023





	Cumulative Generation - December 2023 [GWh]	Forecasted Generation - December 2023 [GWh]
Major Hydro	615	353
Thermal - Coal	125	524
Thermal - Oil	44	81
Other Renewables	191	317
Total	976	1276

Forecasted Generation - SDDP November 2023

Estimated Cost of Generation - December 2023 (Mn LKR)

Major Hydro	1489.47 Mn LKR
Thermal - Coal	4455.15 Mn LKR
Thermal - Furnace Oil	3698.17 Mn LKR
Thermal - Diesel	459.86 Mn LKR
Thermal - Naphtha	381.36 Mn LKR
Wind - CEB	148.30 Mn LKR
Wind - IPP	215.83 Mn LKR
Solar - IPP - Ground Mounted	250.72 Mn LKR
Solar - Roof Top	939.98 Mn LKR
Mini Hydro	1324.31 Mn LKR
Municipal Solid Waste	329.27 Mn LKR
Total Generation Cost (Dec)	13,692.42 Mn LKR
Average Unit Cost of Generation (Dec)	14.03 LKR/kWh