



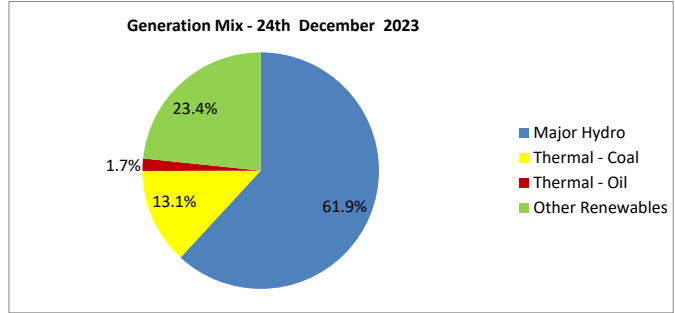
Daily Electricity Generation & Cost Estimation Report

24th December 2023



Daily Generation Mix - 24th December 2023

Plant Type	Generation (GWh)	Percentage
Major Hydro	22.08	61.9%
Thermal - Coal	4.68	13.1%
Thermal - Furnace Oil	0.61	1.7%
Thermal - Diesel	0.00	0.0%
Thermal - Naphtha	0.00	0.0%
Wind - CEB	1.11	3.1%
Wind - IPP	1.13	3.2%
Solar - IPP - Ground Mounted	0.61	1.7%
Solar - Roof Top	1.54	4.3%
Mini Hydro	3.57	10.0%
Municipal Solid Waste	0.37	1.0%
Total	35.70	



Note - Estimated generation from roof top solar, non-telemetered solar and mini hydro plants has been included in the above figures

Estimated Generation Cost : 24th December 2023

Plant Type	Energy Cost (LKR Mn)	Non Fuel Energy Cost (LKR Mn)	Capacity Cost (LKR Mn)	Total Cost of Generation (LKR Mn)	Energy Cost per Unit (LKR/kWh)	Non fuel Energy Cost per Unit (LKR/kWh)	Capacity Charge per Unit (LKR/kWh)	Cost of Electricity per Unit (LKR/kWh)
Major Hydro	0.0	0.0	59.6	59.6	0.00	0.00	2.70	2.70
Thermal - Coal	96.8	8.2	66.1	171.1	20.71	1.75	14.13	36.59
Thermal - Furnace Oil	32.6	6.0	60.8	99.5	53.96	9.89	100.54	164.40
Thermal - Diesel	0.0	1.8	15.9	17.7	0.00	0.00	0.00	0.00
Thermal - Naphtha	0.0	1.2	6.5	7.6	0.00	0.00	0.00	0.00
Wind - CEB	0.0	0.0	5.9	5.9	0.00	0.00	5.35	5.35
Wind - IPP	15.8	0.0	0.0	15.8	13.95	0.00	0.00	13.95
Solar - IPP - Ground Mounted	11.7	0.0	0.0	11.7	19.02	0.00	0.00	19.02
Solar - Roof Top	37.6	0.0	0.0	37.6	24.41	0.00	0.00	24.41
Mini Hydro	51.0	0.0	0.0	51.0	14.28	0.00	0.00	14.28
Municipal Solid Waste	12.9	0.0	0.0	12.9	34.58	0.00	0.00	34.58
Total	258.4	17.1	214.8	490.3	7.24	0.48	6.02	13.74

Note -

Start/Stop costs has been excluded in the calculation

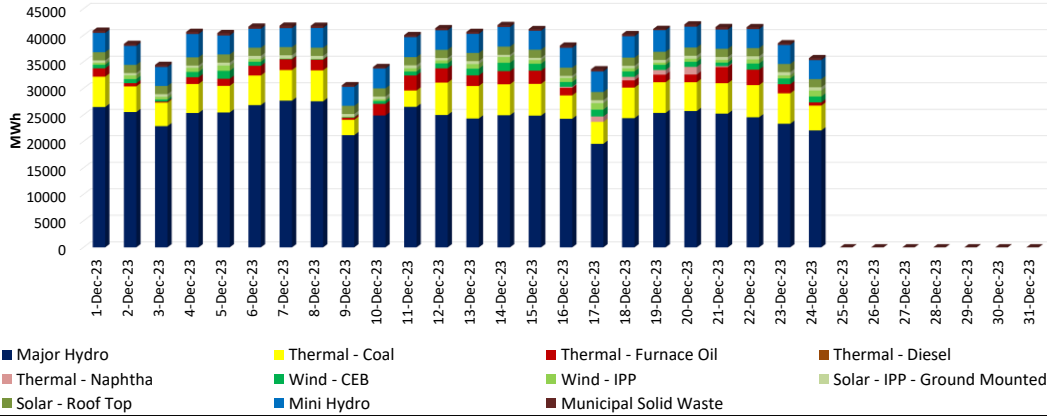
Unit Cost of Generation for the day : **13.74** LKR/kWh
 Total Generation Cost for the day: **490.3** Mn LKR

Fuel Prices

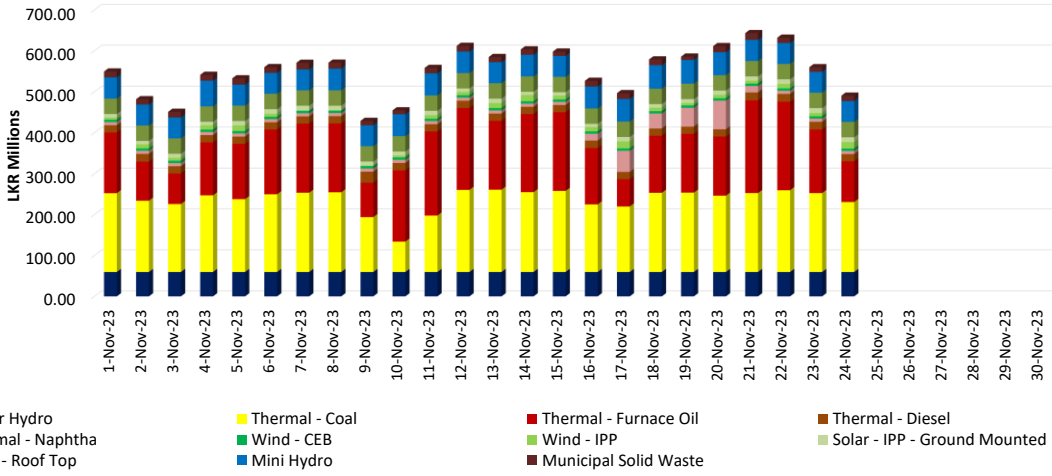
(as at 1st Dec 2023)

	Price (LKR/Liter or LKR/kg)
Furnace	205.00
Coal	50.45
Naphtha	161.00
Auto Diesel	329.00

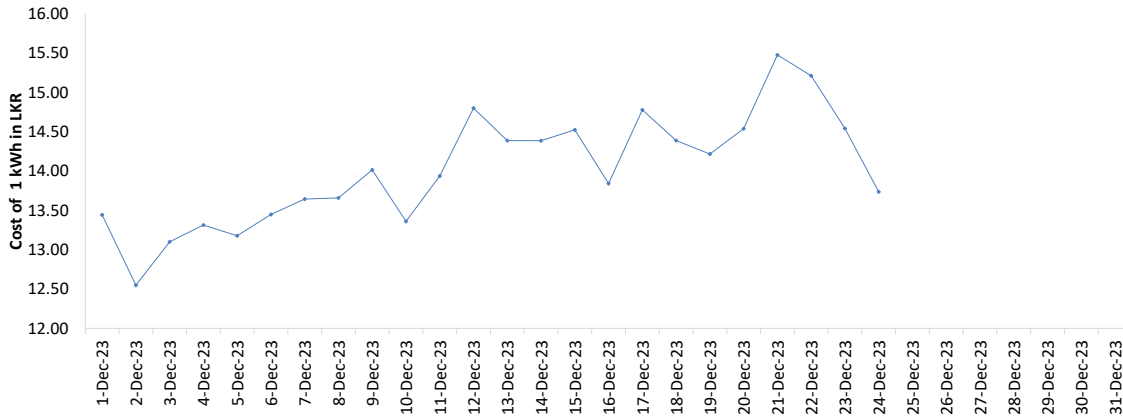
Generation Mix -December 2023

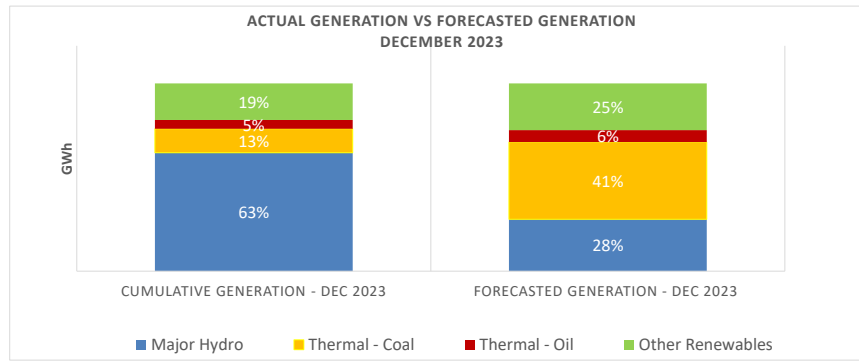


Cost of Generation -December 2023



Per Unit Cost of Generation - December 2023





	Cumulative Generation - December 2023 [GWh]	Forecasted Generation - December 2023 [GWh]
Major Hydro	594	353
Thermal - Coal	120	524
Thermal - Oil	44	81
Other Renewables	183	317
Total	942	1276

Forecasted Generation - SDDP November 2023

Estimated Cost of Generation - December 2023 (Mn LKR)

Major Hydro	1429.89 Mn LKR
Thermal - Coal	4275.35 Mn LKR
Thermal - Furnace Oil	3621.44 Mn LKR
Thermal - Diesel	442.13 Mn LKR
Thermal - Naphtha	373.72 Mn LKR
Wind - CEB	142.37 Mn LKR
Wind - IPP	205.16 Mn LKR
Solar - IPP - Ground Mounted	238.97 Mn LKR
Solar - Roof Top	902.38 Mn LKR
Mini Hydro	1273.33 Mn LKR
Municipal Solid Waste	315.85 Mn LKR
Total Generation Cost (Dec)	13,220.59 Mn LKR
Average Unit Cost of Generation (Dec)	14.03 LKR/kWh