



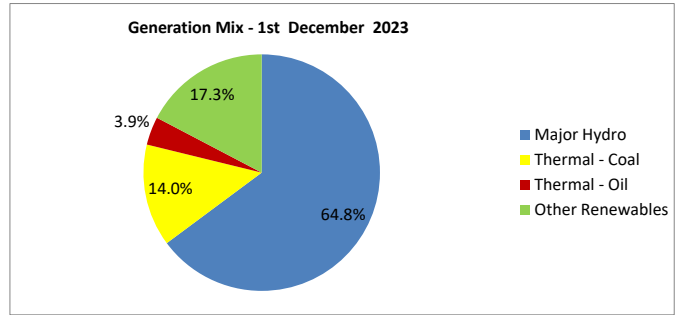
Daily Electricity Generation & Cost Estimation Report

1st December 2023



Daily Generation Mix - 1st December 2023

Plant Type	Generation (GWh)	Percentage
Major Hydro	26.50	64.8%
Thermal - Coal	5.72	14.0%
Thermal - Furnace Oil	1.58	3.9%
Thermal - Diesel	0.00	0.0%
Thermal - Naphtha	0.00	0.0%
Wind - CEB	0.67	1.6%
Wind - IPP	0.36	0.9%
Solar - IPP - Ground Mounted	0.46	1.1%
Solar - Roof Top	1.54	3.8%
Mini Hydro	3.64	8.9%
Municipal Solid Waste	0.41	1.0%
Total	40.87	



Note – Estimated generation from roof top solar, non-telemetered solar and mini hydro plants has been included in the above figures

Estimated Generation Cost : 1st December 2023

Plant Type	Energy Cost (LKR Mn)	Non Fuel Energy Cost (LKR Mn)	Capacity Cost (LKR Mn)	Total Cost of Generation (LKR Mn)	Energy Cost per Unit (LKR/kWh)	Non fuel Energy Cost per Unit (LKR/kWh)	Capacity Charge per Unit (LKR/kWh)	Cost of Electricity per Unit (LKR/kWh)
Major Hydro	0.0	0.0	61.6	61.6	0.00	0.00	2.32	2.32
Thermal - Coal	118.4	8.5	68.3	195.1	20.71	1.48	11.95	34.14
Thermal - Furnace Oil	81.5	6.2	62.9	150.6	51.64	3.92	39.81	95.36
Thermal - Diesel	0.0	1.9	16.5	18.3	0.00	0.00	0.00	0.00
Thermal - Naphtha	0.0	1.2	6.7	7.9	0.00	0.00	0.00	0.00
Wind - CEB	0.0	0.0	6.1	6.1	0.00	0.00	9.16	9.16
Wind - IPP	5.1	0.0	0.0	5.1	13.95	0.00	0.00	13.95
Solar - IPP - Ground Mounted	8.7	0.0	0.0	8.7	19.02	0.00	0.00	19.02
Solar - Roof Top	37.6	0.0	0.0	37.6	24.41	0.00	0.00	24.41
Mini Hydro	52.0	0.0	0.0	52.0	14.28	0.00	0.00	14.28
Municipal Solid Waste	14.1	0.0	0.0	14.1	34.58	0.00	0.00	34.58
Total	317.4	17.7	222.0	557.1	7.77	0.43	5.43	13.63

Note -

Start/Stop costs has been excluded in the calculation

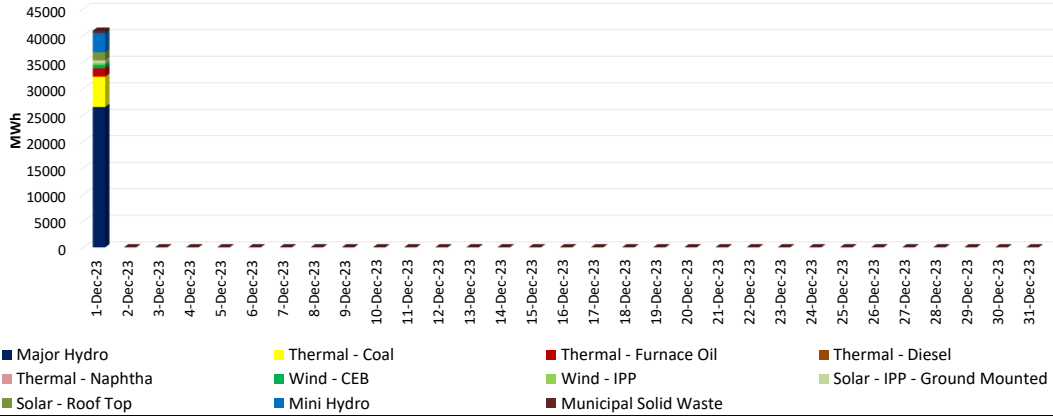
Unit Cost of Generation for the day : **13.63** LKR/kWh
 Total Generation Cost for the day: **557.1** Mn LKR

Fuel Prices

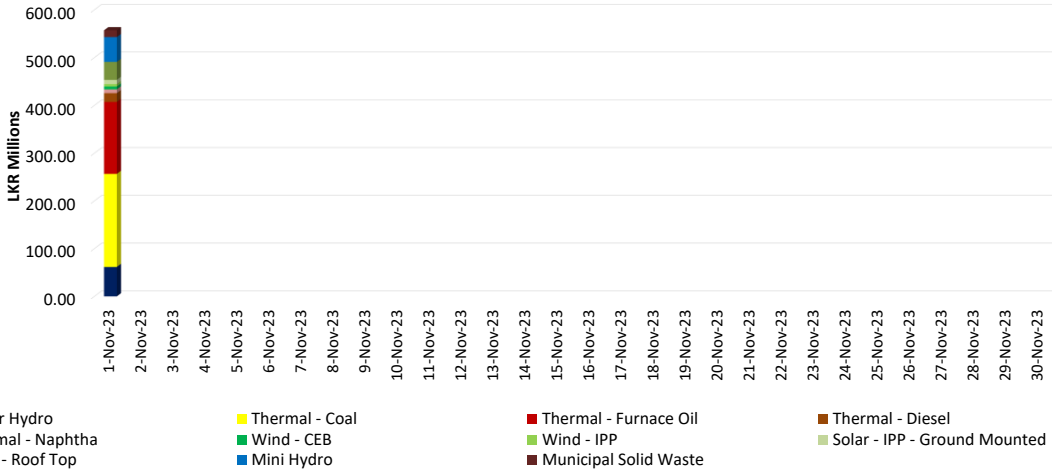
(as at 1st Dec 2023)

	Price (LKR/Liter or LKR/kg)
Furnace	205.00
Coal	50.45
Naphtha	161.00
Auto Diesel	329.00

Generation Mix -December 2023

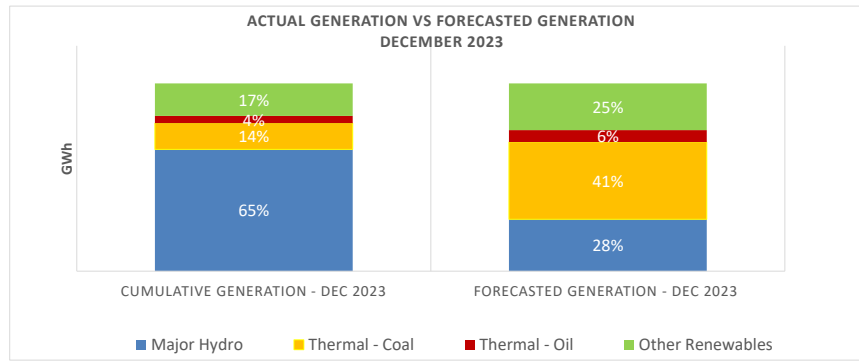


Cost of Generation -December 2023



Per Unit Cost of Generation - December 2023





	Cumulative Generation - December 2023 [GWh]	Forecasted Generation - December 2023 [GWh]
Major Hydro	26	353
Thermal - Coal	6	524
Thermal - Oil	2	81
Other Renewables	7	317
Total	41	1276

Forecasted Generation - SDDP November 2023

Estimated Cost of Generation - December 2023 (Mn LKR)

Major Hydro	61.56 Mn LKR
Thermal - Coal	195.09 Mn LKR
Thermal - Furnace Oil	150.58 Mn LKR
Thermal - Diesel	18.33 Mn LKR
Thermal - Naphtha	7.89 Mn LKR
Wind - CEB	6.13 Mn LKR
Wind - IPP	5.06 Mn LKR
Solar - IPP - Ground Mounted	8.75 Mn LKR
Solar - Roof Top	37.60 Mn LKR
Mini Hydro	51.95 Mn LKR
Municipal Solid Waste	14.14 Mn LKR
Total Generation Cost (Dec)	557.09 Mn LKR
Average Unit Cost of Generation (Dec)	13.63 LKR/kWh