



# Daily Electricity Generation & Cost Estimation Report

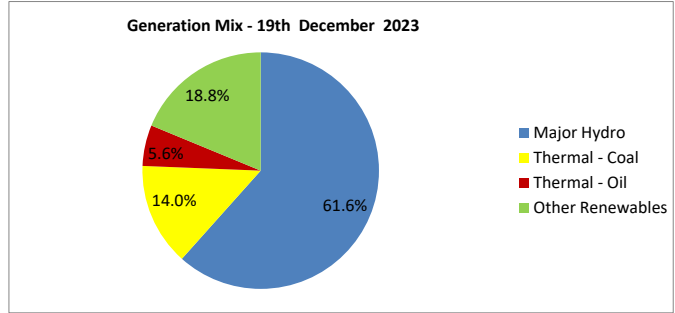
---

19th December 2023



**Daily Generation Mix - 19th December 2023**

Plant Type	Generation (GWh)	Percentage
Major Hydro	25.39	61.6%
Thermal - Coal	5.78	14.0%
Thermal - Furnace Oil	1.42	3.5%
Thermal - Diesel	0.00	0.0%
Thermal - Naphtha	0.88	2.1%
Wind - CEB	0.98	2.4%
Wind - IPP	0.40	1.0%
Solar - IPP - Ground Mounted	0.51	1.2%
Solar - Roof Top	1.54	3.7%
Mini Hydro	4.07	9.9%
Municipal Solid Waste	0.23	0.6%
<b>Total</b>	<b>41.20</b>	



Note – Estimated generation from roof top solar, non-telemetered solar and mini hydro plants has been included in the above figures

**Estimated Generation Cost : 19th December 2023**

Plant Type	Energy Cost (LKR Mn)	Non Fuel Energy Cost (LKR Mn)	Capacity Cost (LKR Mn)	Total Cost of Generation (LKR Mn)	Energy Cost per Unit (LKR/kWh)	Non fuel Energy Cost per Unit (LKR/kWh)	Capacity Charge per Unit (LKR/kWh)	Cost of Electricity per Unit (LKR/kWh)
Major Hydro	0.0	0.0	59.6	59.6	0.00	0.00	2.35	2.35
Thermal - Coal	119.7	8.2	66.1	193.9	20.71	1.42	11.43	33.56
Thermal - Furnace Oil	76.7	6.0	60.8	143.5	53.96	4.21	42.78	100.95
Thermal - Diesel	0.0	1.8	15.9	17.7	0.00	0.00	0.00	0.00
Thermal - Naphtha	38.3	1.2	6.5	45.9	43.39	1.30	7.34	52.04
Wind - CEB	0.0	0.0	5.9	5.9	0.00	0.00	6.07	6.07
Wind - IPP	5.6	0.0	0.0	5.6	13.95	0.00	0.00	13.95
Solar - IPP - Ground Mounted	9.8	0.0	0.0	9.8	19.02	0.00	0.00	19.02
Solar - Roof Top	37.6	0.0	0.0	37.6	24.41	0.00	0.00	24.41
Mini Hydro	58.1	0.0	0.0	58.1	14.28	0.00	0.00	14.28
Municipal Solid Waste	7.9	0.0	0.0	7.9	34.58	0.00	0.00	34.58
<b>Total</b>	<b>353.8</b>	<b>17.1</b>	<b>214.8</b>	<b>585.7</b>	<b>8.59</b>	<b>0.42</b>	<b>5.21</b>	<b>14.22</b>

Note -

Start/Stop costs has been excluded in the calculation

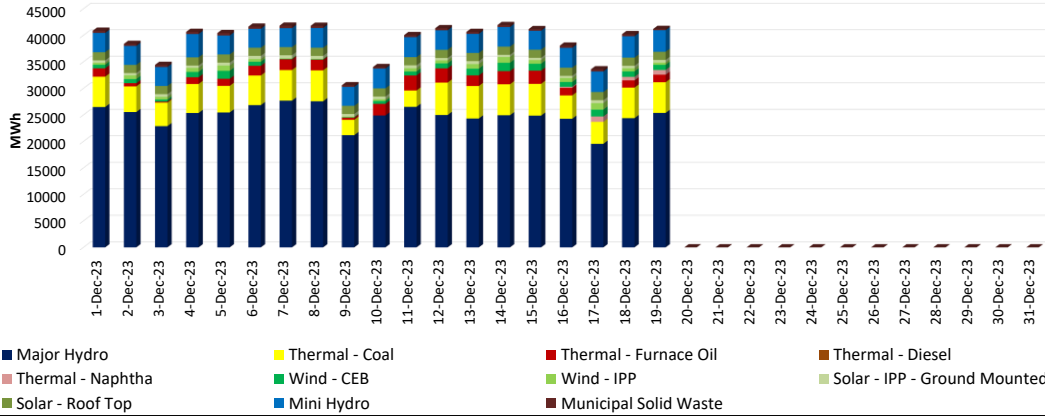
Unit Cost of Generation for the day : **14.22** LKR/kWh  
 Total Generation Cost for the day: **585.7** Mn LKR

**Fuel Prices**

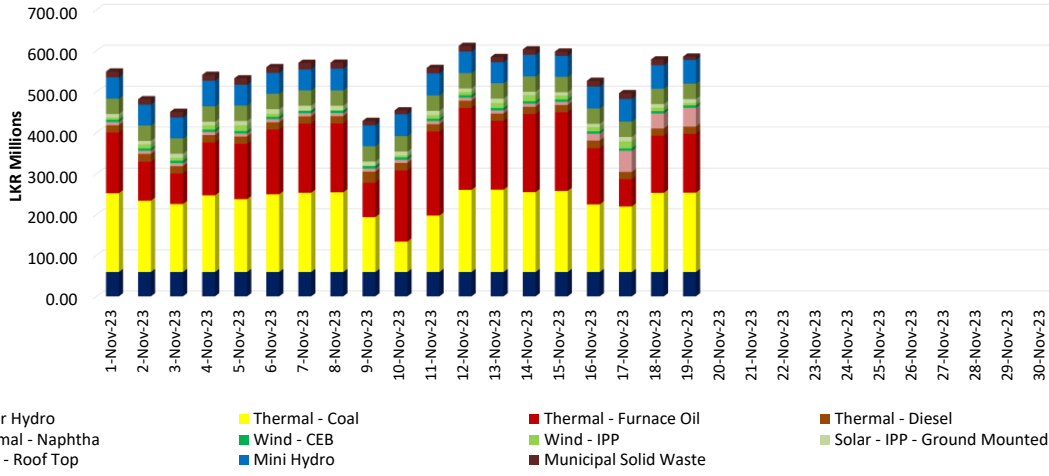
( as at 1st Dec 2023)

	Price (LKR/Liter or LKR/kg)
Furnace	205.00
Coal	50.45
Naphtha	161.00
Auto Diesel	329.00

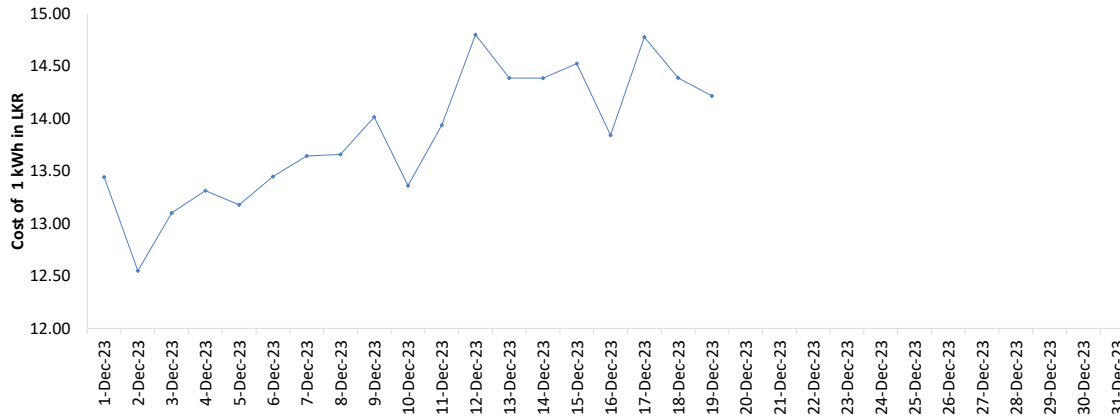
Generation Mix -December 2023

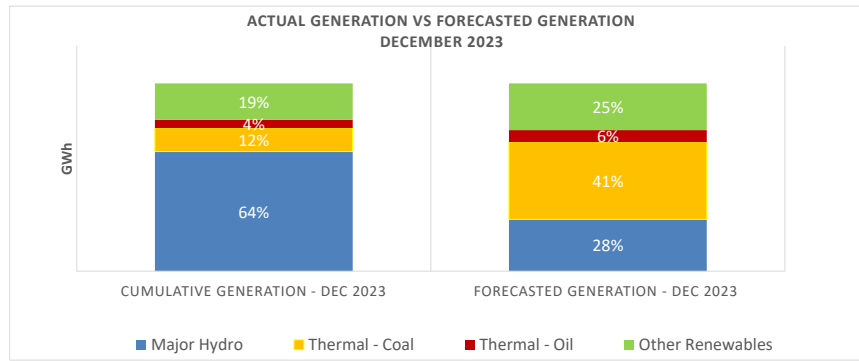


Cost of Generation -December 2023



Per Unit Cost of Generation - December 2023





	Cumulative Generation - December 2023 [GWh]	Forecasted Generation - December 2023 [GWh]
Major Hydro	473	353
Thermal - Coal	93	524
Thermal - Oil	33	81
Other Renewables	144	317
<b>Total</b>	<b>743</b>	<b>1276</b>

Forecasted Generation - SDDP November 2023

**Estimated Cost of Generation - December 2023 ( Mn LKR)**

Major Hydro	1132.00 Mn LKR
Thermal - Coal	3331.84 Mn LKR
Thermal - Furnace Oil	2779.94 Mn LKR
Thermal - Diesel	349.24 Mn LKR
Thermal - Naphtha	265.17 Mn LKR
Wind - CEB	112.71 Mn LKR
Wind - IPP	155.54 Mn LKR
Solar - IPP - Ground Mounted	182.88 Mn LKR
Solar - Roof Top	714.38 Mn LKR
Mini Hydro	1012.69 Mn LKR
Municipal Solid Waste	247.80 Mn LKR
<b>Total Generation Cost (Dec)</b>	<b>10,284.19 Mn LKR</b>
Average Unit Cost of Generation (Dec)	13.84 LKR/kWh