



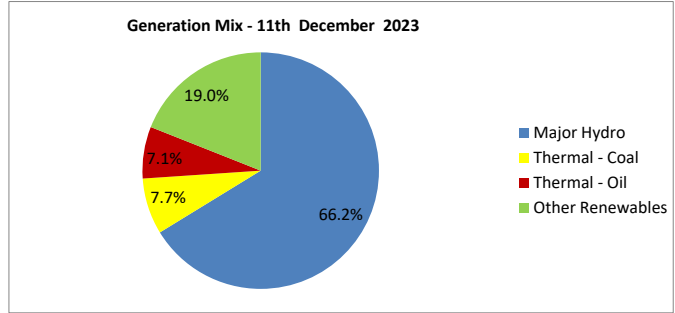
Daily Electricity Generation & Cost Estimation Report

11th December 2023



Daily Generation Mix - 11th December 2023

Plant Type	Generation (GWh)	Percentage
Major Hydro	26.53	66.2%
Thermal - Coal	3.08	7.7%
Thermal - Furnace Oil	2.83	7.1%
Thermal - Diesel	0.00	0.0%
Thermal - Naphtha	0.00	0.0%
Wind - CEB	0.74	1.9%
Wind - IPP	0.61	1.5%
Solar - IPP - Ground Mounted	0.56	1.4%
Solar - Roof Top	1.54	3.8%
Mini Hydro	3.77	9.4%
Municipal Solid Waste	0.38	0.9%
Total	40.04	



Note - Estimated generation from roof top solar, non-telemetered solar and mini hydro plants has been included in the above figures

Estimated Generation Cost : 11th December 2023

Plant Type	Energy Cost (LKR Mn)	Non Fuel Energy Cost (LKR Mn)	Capacity Cost (LKR Mn)	Total Cost of Generation (LKR Mn)	Energy Cost per Unit (LKR/kWh)	Non fuel Energy Cost per Unit (LKR/kWh)	Capacity Charge per Unit (LKR/kWh)	Cost of Electricity per Unit (LKR/kWh)
Major Hydro	0.0	0.0	59.6	59.6	0.00	0.00	2.25	2.25
Thermal - Coal	63.7	8.2	66.1	138.0	20.71	2.66	21.47	44.84
Thermal - Furnace Oil	138.6	6.0	60.8	205.4	48.94	2.11	21.47	72.52
Thermal - Diesel	0.0	1.8	15.9	17.7	0.00	0.00	0.00	0.00
Thermal - Naphtha	0.0	1.2	6.5	7.6	0.00	0.00	0.00	0.00
Wind - CEB	0.0	0.0	5.9	5.9	0.00	0.00	7.97	7.97
Wind - IPP	8.5	0.0	0.0	8.5	13.95	0.00	0.00	13.95
Solar - IPP - Ground Mounted	10.7	0.0	0.0	10.7	19.02	0.00	0.00	19.02
Solar - Roof Top	37.6	0.0	0.0	37.6	24.41	0.00	0.00	24.41
Mini Hydro	53.8	0.0	0.0	53.8	14.28	0.00	0.00	14.28
Municipal Solid Waste	13.1	0.0	0.0	13.1	34.58	0.00	0.00	34.58
Total	326.1	17.1	214.8	558.0	8.14	0.43	5.36	13.94

Note -

Start/Stop costs has been excluded in the calculation

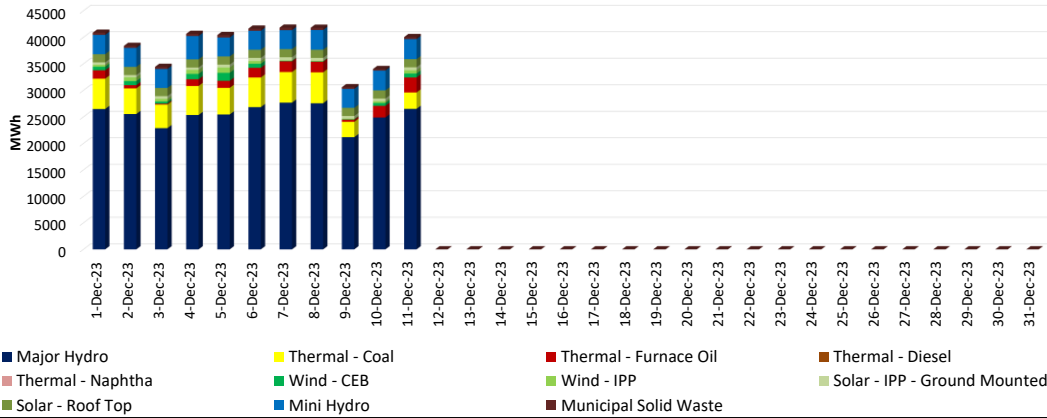
Unit Cost of Generation for the day : **13.94** LKR/kWh
 Total Generation Cost for the day: **558.0** Mn LKR

Fuel Prices

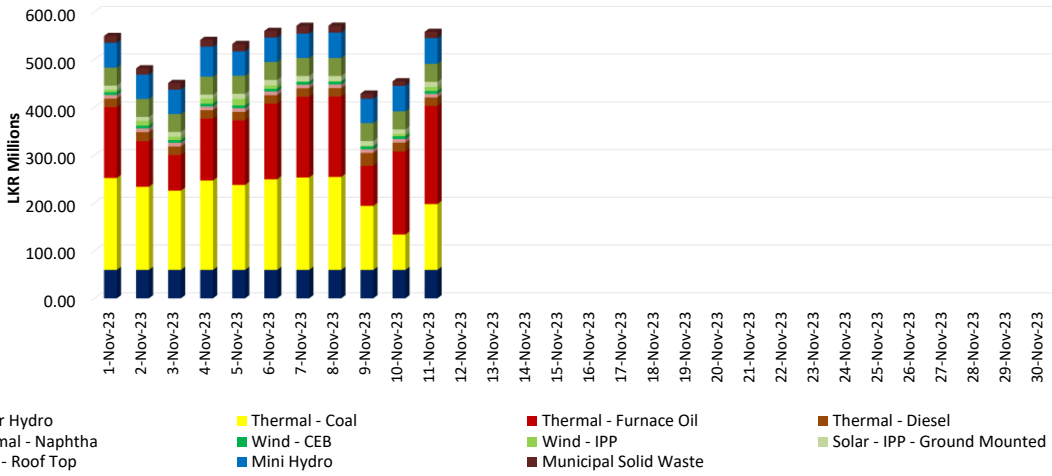
(as at 1st Dec 2023)

	Price (LKR/Liter or LKR/kg)
Furnace	205.00
Coal	50.45
Naphtha	161.00
Auto Diesel	329.00

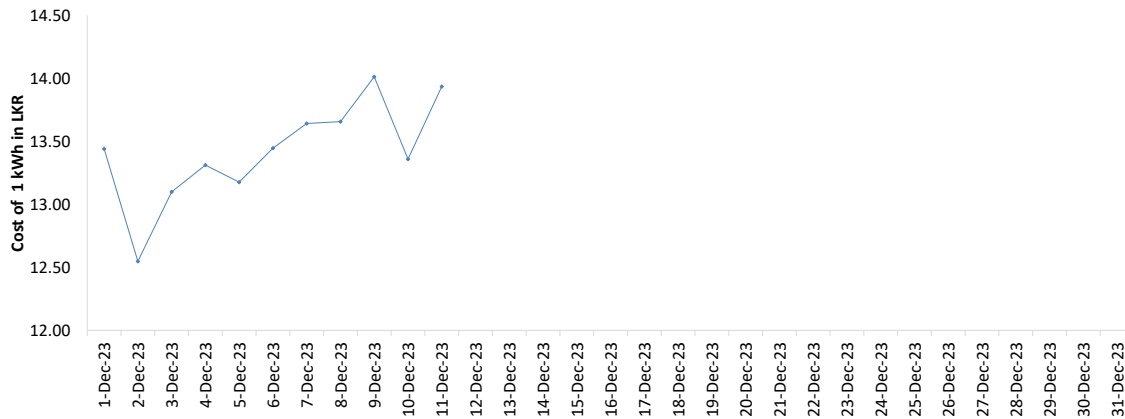
Generation Mix -December 2023

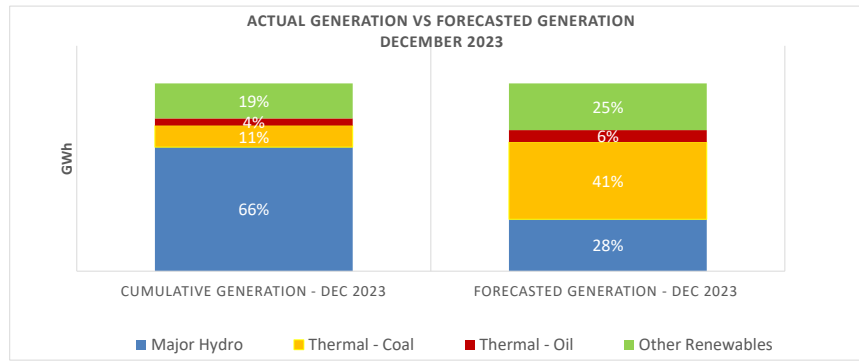


Cost of Generation -December 2023



Per Unit Cost of Generation - December 2023





	Cumulative Generation - December 2023 [GWh]	Forecasted Generation - December 2023 [GWh]
Major Hydro	281	353
Thermal - Coal	49	524
Thermal - Oil	16	81
Other Renewables	79	317
Total	425	1276

Forecasted Generation - SDDP November 2023

Estimated Cost of Generation - December 2023 (Mn LKR)

Major Hydro	655.37 Mn LKR
Thermal - Coal	1823.41 Mn LKR
Thermal - Furnace Oil	1541.64 Mn LKR
Thermal - Diesel	206.56 Mn LKR
Thermal - Naphtha	83.98 Mn LKR
Wind - CEB	65.25 Mn LKR
Wind - IPP	69.93 Mn LKR
Solar - IPP - Ground Mounted	109.88 Mn LKR
Solar - Roof Top	413.59 Mn LKR
Mini Hydro	580.84 Mn LKR
Municipal Solid Waste	148.21 Mn LKR
Total Generation Cost (Dec)	5,698.66 Mn LKR
Average Unit Cost of Generation (Dec)	13.42 LKR/kWh