



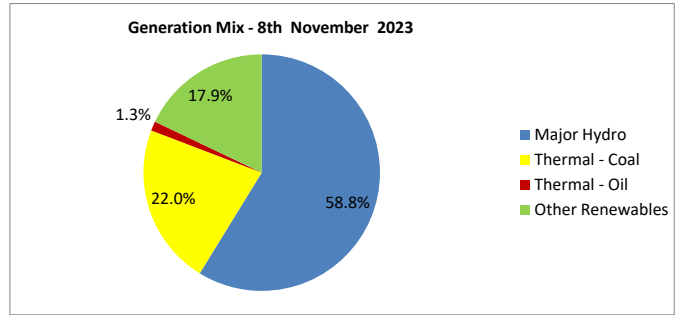
Daily Electricity Generation & Cost Estimation Report

8th November 2023



Daily Generation Mix - 8th November 2023

Plant Type	Generation (GWh)	Percentage
Major Hydro	24.39	58.8%
Thermal - Coal	9.14	22.0%
Thermal - Furnace Oil	0.53	1.3%
Thermal - Diesel	0.00	0.0%
Thermal - Naphtha	0.00	0.0%
Wind - CEB	0.10	0.2%
Wind - IPP	0.08	0.2%
Solar - IPP - Ground Mounted	0.55	1.3%
Solar - Roof Top	1.64	4.0%
Mini Hydro	4.87	11.7%
Municipal Solid Waste	0.19	0.5%
Total	41.49	



Note – Estimated generation from roof top solar, non-telemetered solar and mini hydro plants has been included in the above figures

Estimated Generation Cost : 8th November 2023

Plant Type	Energy Cost (LKR Mn)	Non Fuel Energy Cost (LKR Mn)	Capacity Cost (LKR Mn)	Total Cost of Generation (LKR Mn)	Energy Cost per Unit (LKR/kWh)	Non fuel Energy Cost per Unit (LKR/kWh)	Capacity Charge per Unit (LKR/kWh)	Cost of Electricity per Unit (LKR/kWh)
Major Hydro	0.0	0.0	61.6	61.6	0.00	0.00	2.52	2.52
Thermal - Coal	201.0	8.5	68.3	277.7	22.00	0.93	7.47	30.39
Thermal - Furnace Oil	25.8	6.2	61.6	93.6	48.53	11.62	115.76	175.91
Thermal - Diesel	0.0	1.9	15.3	17.2	0.00	0.00	0.00	0.00
Thermal - Naphtha	0.0	1.2	5.5	6.7	0.00	0.00	0.00	0.00
Wind - CEB	0.0	0.0	6.1	6.1	0.00	0.00	60.10	60.10
Wind - IPP	1.1	0.0	0.0	1.1	13.99	0.00	0.00	13.99
Solar - IPP - Ground Mounted	10.6	0.0	0.0	10.6	19.43	0.00	0.00	19.43
Solar - Roof Top	39.3	0.0	0.0	39.3	23.99	0.00	0.00	23.99
Mini Hydro	66.6	0.0	0.0	66.6	13.67	0.00	0.00	13.67
Municipal Solid Waste	6.7	0.0	0.0	6.7	34.58	0.00	0.00	34.58
Total	351.1	17.7	218.4	587.2	8.46	0.43	5.26	14.15

Note -

Start/Stop costs has been excluded in the calculation

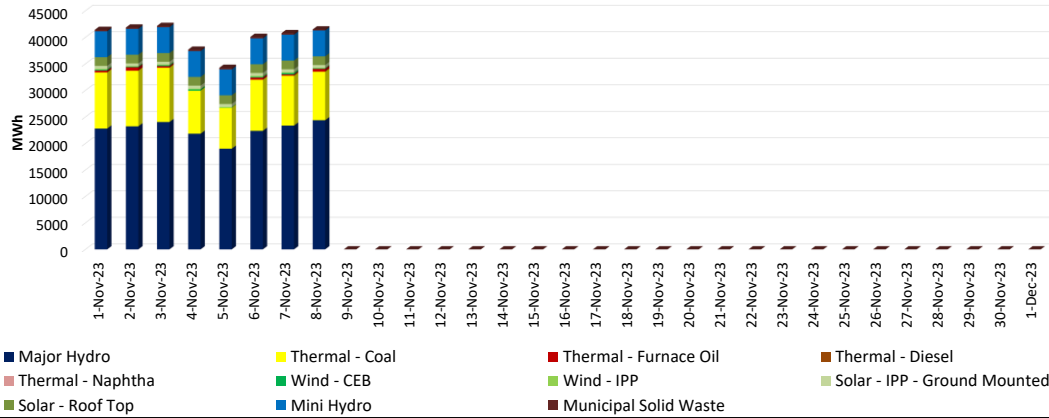
Unit Cost of Generation for the day : **14.15** LKR/kWh
 Total Generation Cost for the day: **587.2** Mn LKR

Fuel Prices

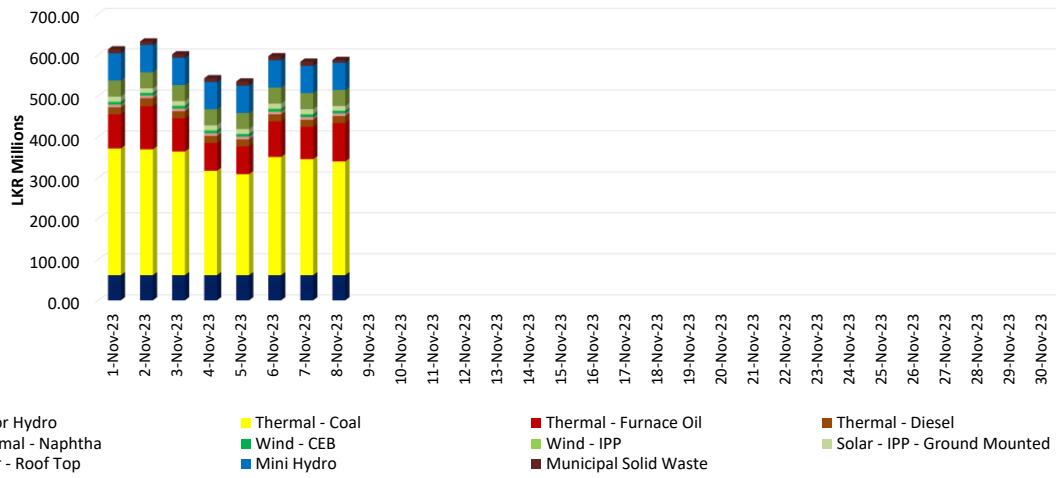
(as at 1st Nov 2023)

	Price (LKR/Liter or LKR/kg)
Furnace	205.00
Coal	53.58
Naphtha	161.00
Auto Diesel	356.00


Generation Mix -November 2023

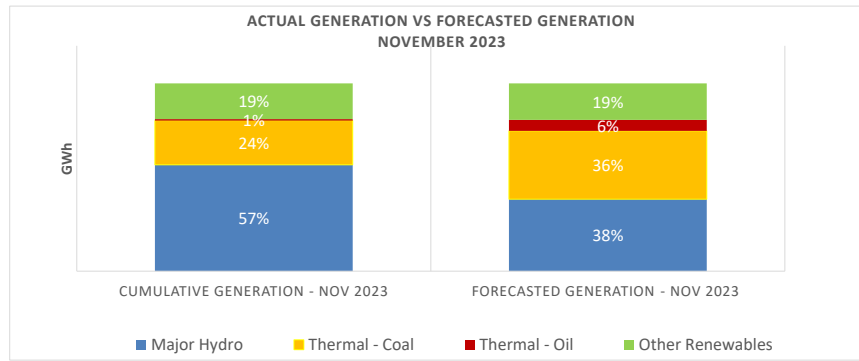


Cost of Generation -November 2023



Per Unit Cost of Generation - November 2023





	Cumulative Generation - November 2023 [GWh]	Forecasted Generation - November 2023 [GWh]
Major Hydro	181	477
Thermal - Coal	75	452
Thermal - Oil	2	73
Other Renewables	61	241
Total	320	1242

Forecasted Generation - SDDP November 2023

Estimated Cost of Generation - November 2023 (Mn LKR)

Major Hydro	492.52 Mn LKR
Thermal - Coal	2269.73 Mn LKR
Thermal - Furnace Oil	664.24 Mn LKR
Thermal - Diesel	140.23 Mn LKR
Thermal - Naphtha	53.60 Mn LKR
Wind - CEB	49.04 Mn LKR
Wind - IPP	14.42 Mn LKR
Solar - IPP - Ground Mounted	86.37 Mn LKR
Solar - Roof Top	314.74 Mn LKR
Mini Hydro	532.58 Mn LKR
Municipal Solid Waste	72.54 Mn LKR
Total Generation Cost (Nov)	4,690.01 Mn LKR
Average Unit Cost of Generation (Nov)	14.67 LKR/kWh