



# Daily Electricity Generation & Cost Estimation Report

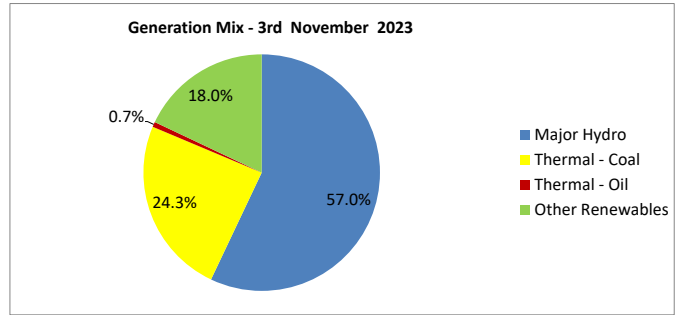
---

3rd November 2023



**Daily Generation Mix - 3rd November 2023**

Plant Type	Generation (GWh)	Percentage
Major Hydro	24.05	57.0%
Thermal - Coal	10.24	24.3%
Thermal - Furnace Oil	0.29	0.7%
Thermal - Diesel	0.00	0.0%
Thermal - Naphtha	0.00	0.0%
Wind - CEB	0.16	0.4%
Wind - IPP	0.15	0.4%
Solar - IPP - Ground Mounted	0.52	1.2%
Solar - Roof Top	1.64	3.9%
Mini Hydro	4.87	11.6%
Municipal Solid Waste	0.24	0.6%
<b>Total</b>	<b>42.15</b>	



Note - Estimated generation from roof top solar, non-telemetered solar and mini hydro plants has been included in the above figures

**Estimated Generation Cost : 3rd November 2023**

Plant Type	Energy Cost (LKR Mn)	Non Fuel Energy Cost (LKR Mn)	Capacity Cost (LKR Mn)	Total Cost of Generation (LKR Mn)	Energy Cost per Unit (LKR/kWh)	Non fuel Energy Cost per Unit (LKR/kWh)	Capacity Charge per Unit (LKR/kWh)	Cost of Electricity per Unit (LKR/kWh)
Major Hydro	0.0	0.0	45.1	45.1	0.00	0.00	1.87	1.87
Thermal - Coal	225.2	8.5	68.3	301.9	22.00	0.83	6.67	29.49
Thermal - Furnace Oil	13.3	6.2	57.0	76.4	45.46	21.17	195.04	261.67
Thermal - Diesel	0.0	1.9	15.3	17.2	0.00	0.00	0.00	0.00
Thermal - Naphtha	0.0	1.2	5.5	6.7	0.00	0.00	0.00	0.00
Wind - CEB	0.0	0.0	6.1	6.1	0.00	0.00	38.80	38.80
Wind - IPP	2.1	0.0	0.0	2.1	13.99	0.00	0.00	13.99
Solar - IPP - Ground Mounted	10.1	0.0	0.0	10.1	19.43	0.00	0.00	19.43
Solar - Roof Top	39.3	0.0	0.0	39.3	23.99	0.00	0.00	23.99
Mini Hydro	66.6	0.0	0.0	66.6	13.67	0.00	0.00	13.67
Municipal Solid Waste	8.3	0.0	0.0	8.3	34.58	0.00	0.00	34.58
<b>Total</b>	<b>364.9</b>	<b>17.7</b>	<b>197.3</b>	<b>579.8</b>	<b>8.66</b>	<b>0.42</b>	<b>4.68</b>	<b>13.75</b>

Note -

Start/Stop costs has been excluded in the calculation

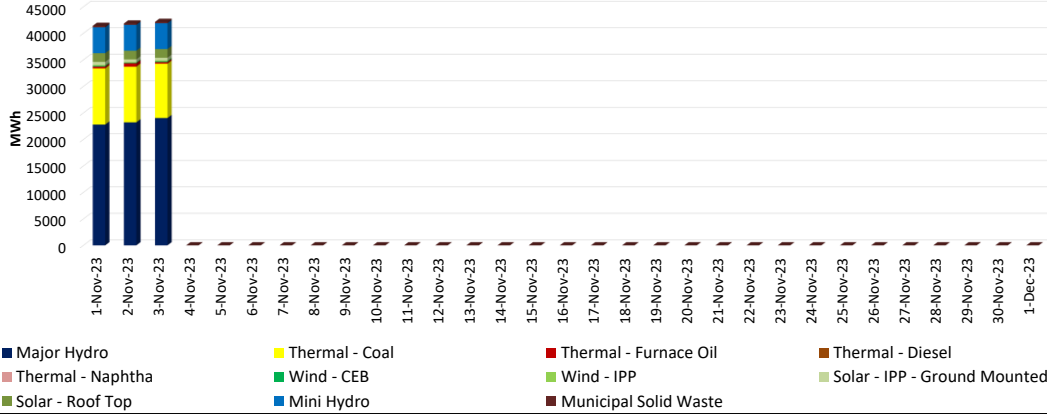
Unit Cost of Generation for the day : **13.75** LKR/kWh  
 Total Generation Cost for the day: **579.8** Mn LKR

**Fuel Prices**

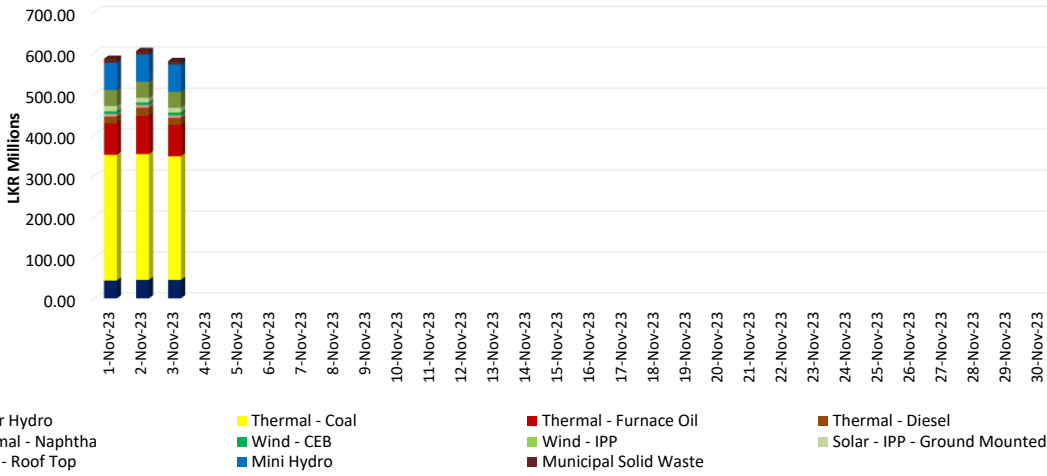
( as at 1st Nov 2023)

	Price (LKR/Liter or LKR/kg)
Furnace	205.00
Coal	53.58
Naphtha	161.00
Auto Diesel	356.00


Generation Mix -November 2023

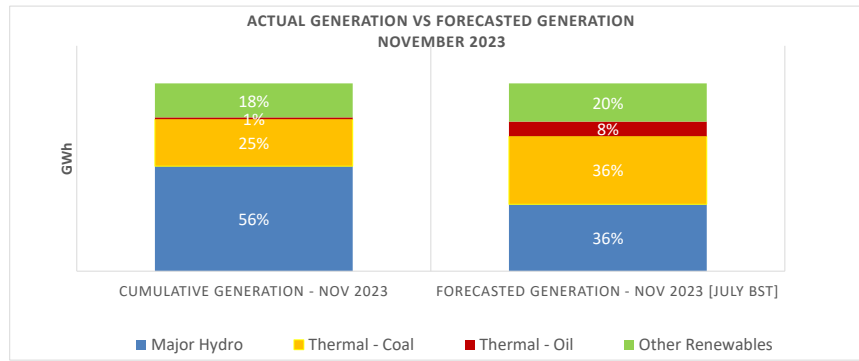


Cost of Generation -November 2023



Per Unit Cost of Generation - November 2023





	Cumulative Generation - November 2023 [GWh]	Forecasted Generation [BST July Submission] - November 2023 [GWh]
Major Hydro	70	442
Thermal - Coal	31	450
Thermal - Oil	1	97
Other Renewables	23	253
<b>Total</b>	<b>125</b>	<b>1242</b>

**Estimated Cost of Generation - November 2023 ( Mn LKR)**

Major Hydro	133.76 Mn LKR
Thermal - Coal	916.09 Mn LKR
Thermal - Furnace Oil	246.61 Mn LKR
Thermal - Diesel	53.71 Mn LKR
Thermal - Naphtha	19.88 Mn LKR
Wind - CEB	18.19 Mn LKR
Wind - IPP	5.12 Mn LKR
Solar - IPP - Ground Mounted	31.71 Mn LKR
Solar - Roof Top	118.03 Mn LKR
Mini Hydro	199.72 Mn LKR
Municipal Solid Waste	26.35 Mn LKR
<b>Total Generation Cost (Nov)</b>	<b>1,769.17 Mn LKR</b>
Average Unit Cost of Generation (Nov)	14.11 LKR/kWh