



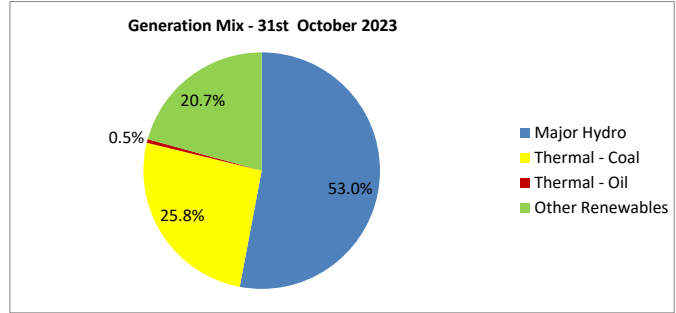
Daily Electricity Generation & Cost Estimation Report

31st October 2023



Daily Generation Mix - 31st October 2023

Plant Type	Generation (GWh)	Percentage
Major Hydro	22.08	53.0%
Thermal - Coal	10.76	25.8%
Thermal - Furnace Oil	0.21	0.5%
Thermal - Diesel	0.00	0.0%
Thermal - Naphtha	0.00	0.0%
Wind - CEB	0.60	1.4%
Wind - IPP	0.26	0.6%
Solar - IPP - Ground Mounted	0.62	1.5%
Solar - Roof Top	1.93	4.6%
Mini Hydro	4.86	11.7%
Municipal Solid Waste	0.36	0.9%
Total	41.68	



Note - Estimated generation from roof top solar, non-telemetered solar and mini hydro plants has been included in the above figures

Estimated Generation Cost : 31st October 2023

Plant Type	Energy Cost (LKR Mn)	Non Fuel Energy Cost (LKR Mn)	Capacity Cost (LKR Mn)	Total Cost of Generation (LKR Mn)	Energy Cost per Unit (LKR/kWh)	Non fuel Energy Cost per Unit (LKR/kWh)	Capacity Charge per Unit (LKR/kWh)	Cost of Electricity per Unit (LKR/kWh)
Major Hydro	0.0	0.0	43.6	43.6	0.00	0.00	1.98	1.98
Thermal - Coal	225.3	8.2	66.1	299.5	20.94	0.76	6.14	27.84
Thermal - Furnace Oil	10.9	6.0	55.3	72.1	0.00	0.00	0.00	0.00
Thermal - Diesel	0.0	1.8	14.8	16.6	0.00	0.00	0.00	0.00
Thermal - Naphtha	0.0	1.2	5.3	6.5	0.00	0.00	0.00	0.00
Wind - CEB	0.0	0.0	5.9	5.9	0.00	0.00	9.82	9.82
Wind - IPP	3.7	0.0	0.0	3.7	13.99	0.00	0.00	13.99
Solar - IPP - Ground Mounted	12.0	0.0	0.0	12.0	19.43	0.00	0.00	19.43
Solar - Roof Top	46.3	0.0	0.0	46.3	23.99	0.00	0.00	23.99
Mini Hydro	66.4	0.0	0.0	66.4	13.67	0.00	0.00	13.67
Municipal Solid Waste	12.4	0.0	0.0	12.4	34.58	0.00	0.00	34.58
Total	377.0	17.1	191.0	585.2	9.04	0.41	4.58	14.04

Note -

Start/Stop costs has been excluded in the calculation

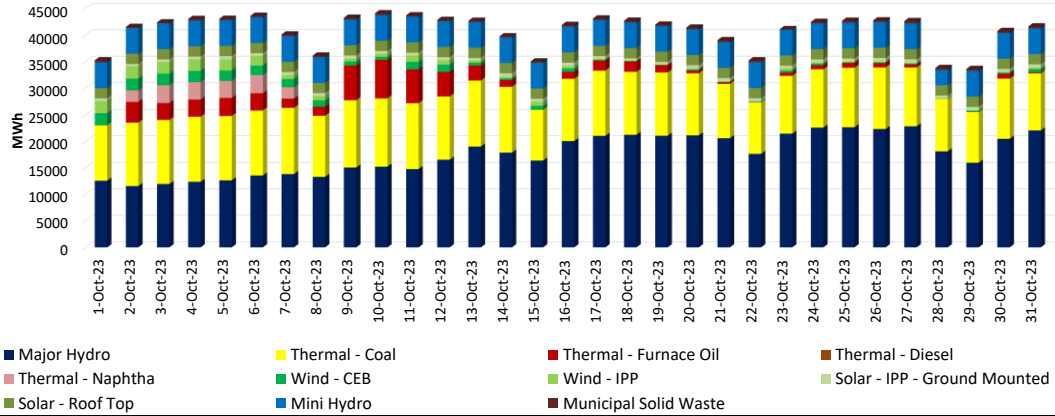
Unit Cost of Generation for the day : **14.04** LKR/kWh
 Total Generation Cost for the day: **585.2** Mn LKR

Fuel Prices

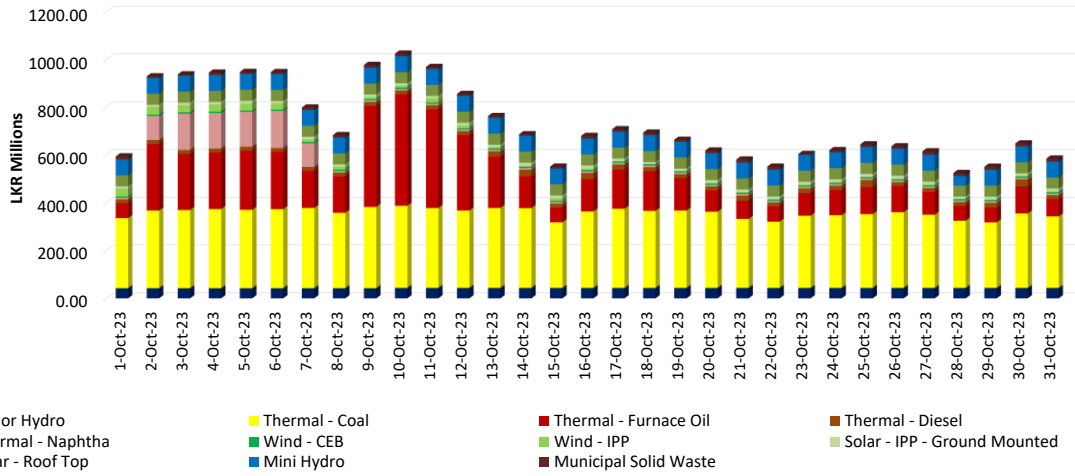
(as at 2nd Oct 2023)

	Price (LKR/Liter or LKR/kg)
Furnace	240.00
Coal	51.00
Naphtha	161.00
Auto Diesel	351.00

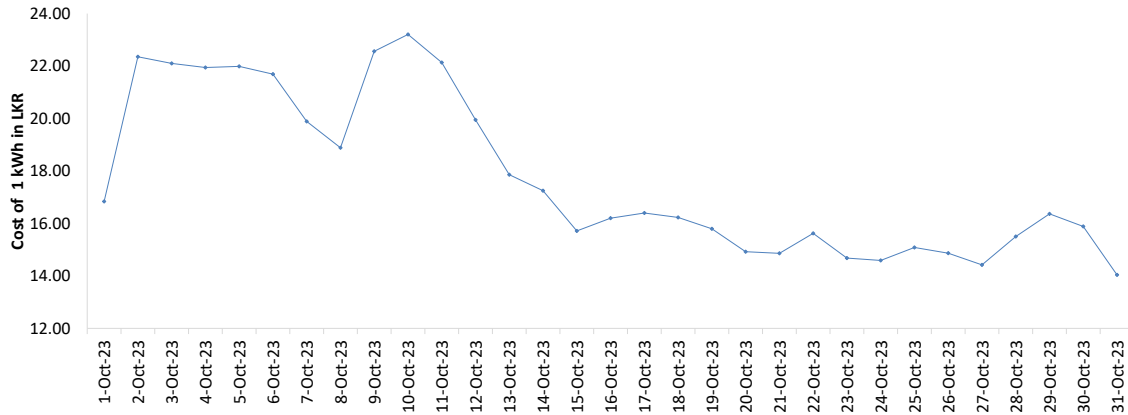
Generation Mix - October 2023

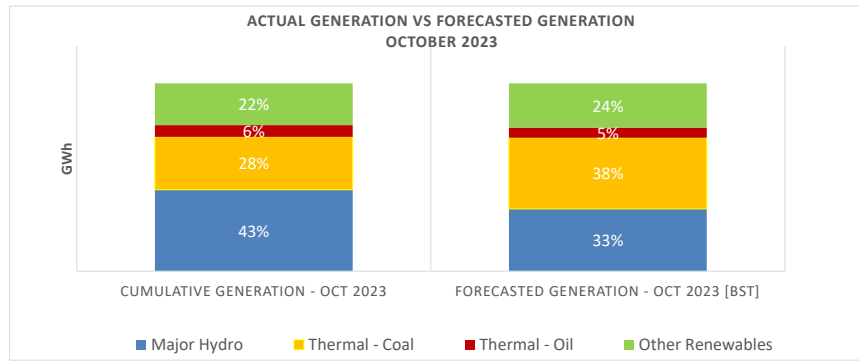


Cost of Generation - October 2023



Per Unit Cost of Generation - October 2023





	Cumulative Generation - October 2023 [GWh]	Forecasted Generation [BST] - October 2023 [GWh]
Major Hydro	548	432
Thermal - Coal	356	494
Thermal - Oil	79	70
Other Renewables	281	307
Total	1265	1303

Estimated Cost of Generation - October 2023 (Mn LKR)

Major Hydro	1341.95 Mn LKR
Thermal - Coal	9765.03 Mn LKR
Thermal - Furnace Oil	5287.54 Mn LKR
Thermal - Diesel	585.28 Mn LKR
Thermal - Naphtha	961.83 Mn LKR
Wind - CEB	183.89 Mn LKR
Wind - IPP	298.32 Mn LKR
Solar - IPP - Ground Mounted	346.53 Mn LKR
Solar - Roof Top	1435.29 Mn LKR
Mini Hydro	2032.65 Mn LKR
Municipal Solid Waste	302.81 Mn LKR
Total Generation Cost (Oct)	22,541.11 Mn LKR
Average Unit Cost of Generation (Oct)	17.82 LKR/kWh