



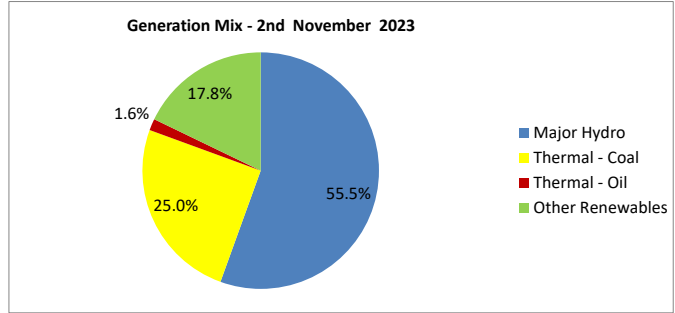
Daily Electricity Generation & Cost Estimation Report

2nd November 2023



Daily Generation Mix - 2nd November 2023

Plant Type	Generation (GWh)	Percentage
Major Hydro	23.24	55.5%
Thermal - Coal	10.48	25.0%
Thermal - Furnace Oil	0.63	1.5%
Thermal - Diesel	0.03	0.1%
Thermal - Naphtha	0.00	0.0%
Wind - CEB	0.11	0.3%
Wind - IPP	0.06	0.1%
Solar - IPP - Ground Mounted	0.54	1.3%
Solar - Roof Top	1.64	3.9%
Mini Hydro	4.87	11.6%
Municipal Solid Waste	0.25	0.6%
Total	41.85	



Note – Estimated generation from roof top solar, non-telemetered solar and mini hydro plants has been included in the above figures

Estimated Generation Cost : 2nd November 2023

Plant Type	Energy Cost (LKR Mn)	Non Fuel Energy Cost (LKR Mn)	Capacity Cost (LKR Mn)	Total Cost of Generation (LKR Mn)	Energy Cost per Unit (LKR/kWh)	Non fuel Energy Cost per Unit (LKR/kWh)	Capacity Charge per Unit (LKR/kWh)	Cost of Electricity per Unit (LKR/kWh)
Major Hydro	0.0	0.0	45.1	45.1	0.00	0.00	1.94	1.94
Thermal - Coal	230.6	8.5	68.3	307.3	22.00	0.81	6.51	29.32
Thermal - Furnace Oil	29.4	6.7	57.3	93.4	46.45	10.60	90.72	147.77
Thermal - Diesel	2.7	1.9	15.3	19.9	92.69	64.55	528.29	685.53
Thermal - Naphtha	0.0	1.2	5.5	6.7	0.00	0.00	0.00	0.00
Wind - CEB	0.0	0.0	6.1	6.1	0.00	0.00	54.73	54.73
Wind - IPP	0.9	0.0	0.0	0.9	13.99	0.00	0.00	13.99
Solar - IPP - Ground Mounted	10.4	0.0	0.0	10.4	19.43	0.00	0.00	19.43
Solar - Roof Top	39.3	0.0	0.0	39.3	23.99	0.00	0.00	23.99
Mini Hydro	66.6	0.0	0.0	66.6	13.67	0.00	0.00	13.67
Municipal Solid Waste	8.6	0.0	0.0	8.6	34.58	0.00	0.00	34.58
Total	388.4	18.2	197.6	604.2	9.28	0.44	4.72	14.44

Note -

Start/Stop costs has been excluded in the calculation

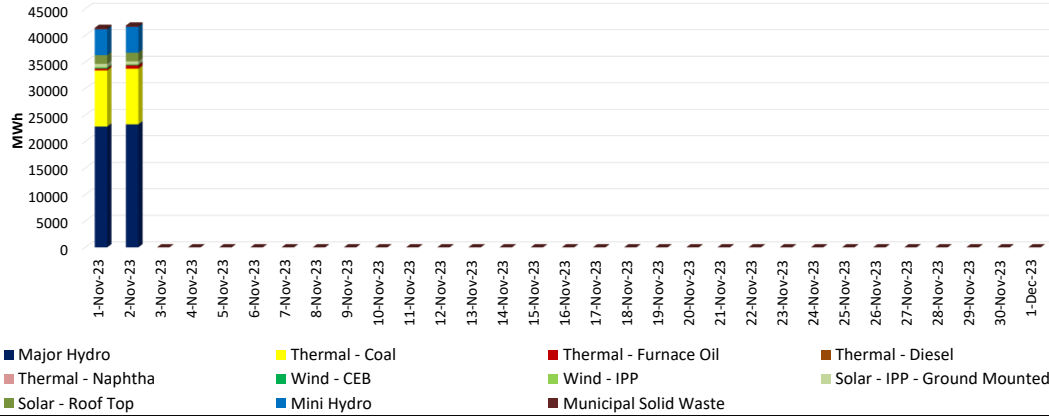
Unit Cost of Generation for the day : **14.44** LKR/kWh
 Total Generation Cost for the day: **604.2** Mn LKR

Fuel Prices

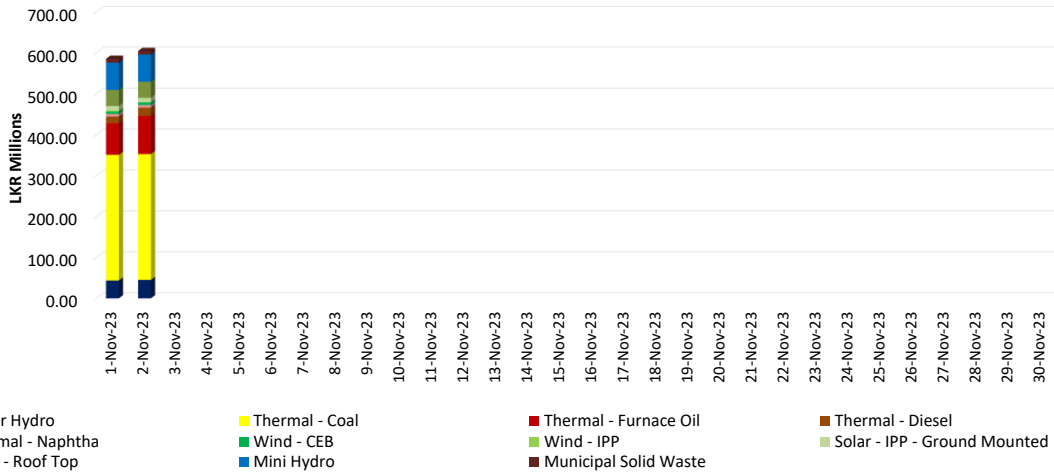
(as at 1st Nov 2023)

	Price (LKR/Liter or LKR/kg)
Furnace	205.00
Coal	53.58
Naphtha	161.00
Auto Diesel	356.00


Generation Mix -November 2023

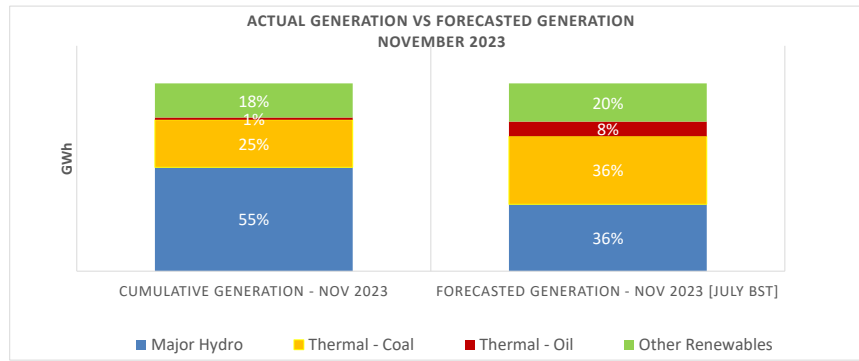


Cost of Generation -November 2023



Per Unit Cost of Generation - November 2023





	Cumulative Generation - November 2023 [GWh]	Forecasted Generation [BST July Submission] - November 2023 [GWh]
Major Hydro	46	442
Thermal - Coal	21	450
Thermal - Oil	1	97
Other Renewables	15	253
Total	83	1242

Estimated Cost of Generation - November 2023 (Mn LKR)

Major Hydro	88.69 Mn LKR
Thermal - Coal	614.16 Mn LKR
Thermal - Furnace Oil	170.20 Mn LKR
Thermal - Diesel	36.52 Mn LKR
Thermal - Naphtha	13.18 Mn LKR
Wind - CEB	12.06 Mn LKR
Wind - IPP	3.05 Mn LKR
Solar - IPP - Ground Mounted	21.65 Mn LKR
Solar - Roof Top	78.69 Mn LKR
Mini Hydro	133.15 Mn LKR
Municipal Solid Waste	18.01 Mn LKR
Total Generation Cost (Nov)	1,189.35 Mn LKR
Average Unit Cost of Generation (Nov)	14.29 LKR/kWh