



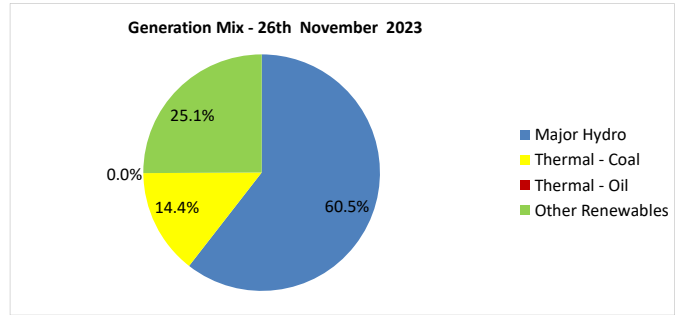
Daily Electricity Generation & Cost Estimation Report

26th November 2023



Daily Generation Mix - 26th November 2023

Plant Type	Generation (GWh)	Percentage
Major Hydro	20.73	60.5%
Thermal - Coal	4.92	14.4%
Thermal - Furnace Oil	0.00	0.0%
Thermal - Diesel	0.00	0.0%
Thermal - Naphtha	0.00	0.0%
Wind - CEB	0.67	2.0%
Wind - IPP	0.49	1.4%
Solar - IPP - Ground Mounted	0.59	1.7%
Solar - Roof Top	1.64	4.8%
Mini Hydro	4.87	14.2%
Municipal Solid Waste	0.32	0.9%
Total	34.24	



Note – Estimated generation from roof top solar, non-telemetered solar and mini hydro plants has been included in the above figures

Estimated Generation Cost : 26th November 2023

Plant Type	Energy Cost (LKR Mn)	Non Fuel Energy Cost (LKR Mn)	Capacity Cost (LKR Mn)	Total Cost of Generation (LKR Mn)	Energy Cost per Unit (LKR/kWh)	Non fuel Energy Cost per Unit (LKR/kWh)	Capacity Charge per Unit (LKR/kWh)	Cost of Electricity per Unit (LKR/kWh)
Major Hydro	0.0	0.0	61.6	61.6	0.00	0.00	2.97	2.97
Thermal - Coal	108.3	8.5	68.3	185.0	22.00	1.72	13.87	37.58
Thermal - Furnace Oil	0.0	6.2	61.6	67.8	0.00	0.00	0.00	0.00
Thermal - Diesel	0.0	1.9	15.3	17.2	0.00	0.00	0.00	0.00
Thermal - Naphtha	0.0	1.2	5.5	6.7	0.00	0.00	0.00	0.00
Wind - CEB	0.0	0.0	6.1	6.1	0.00	0.00	9.11	9.11
Wind - IPP	6.8	0.0	0.0	6.8	13.95	0.00	0.00	13.95
Solar - IPP - Ground Mounted	11.2	0.0	0.0	11.2	19.02	0.00	0.00	19.02
Solar - Roof Top	40.0	0.0	0.0	40.0	24.41	0.00	0.00	24.41
Mini Hydro	69.5	0.0	0.0	69.5	14.28	0.00	0.00	14.28
Municipal Solid Waste	11.2	0.0	0.0	11.2	34.58	0.00	0.00	34.58
Total	247.1	17.7	218.4	483.2	7.22	0.52	6.38	14.11

Note -

Start/Stop costs has been excluded in the calculation

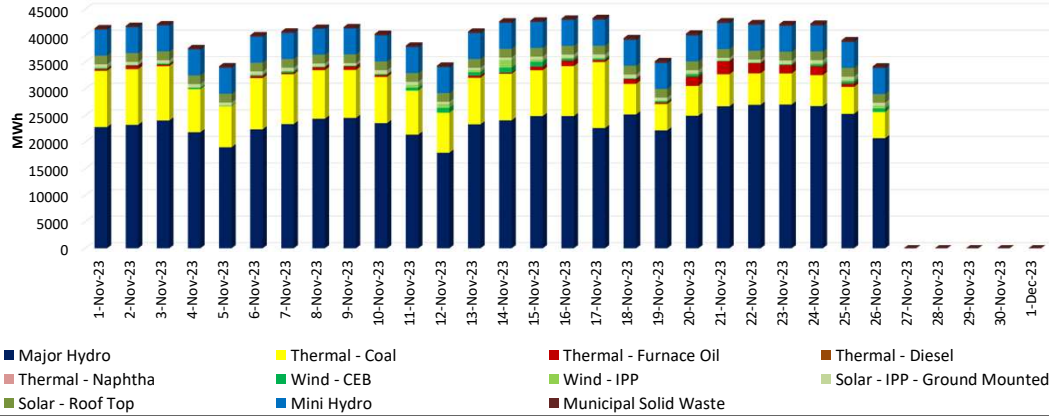
Unit Cost of Generation for the day : **14.11** LKR/kWh
 Total Generation Cost for the day: **483.2** Mn LKR

Fuel Prices

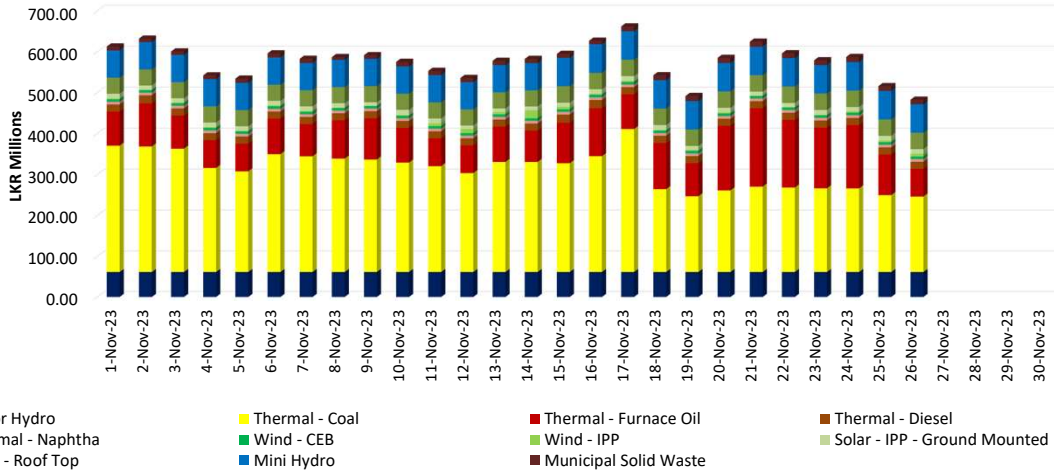
(as at 1st Nov 2023)

	Price (LKR/Liter or LKR/kg)
Furnace	205.00
Coal	53.58
Naphtha	161.00
Auto Diesel	356.00

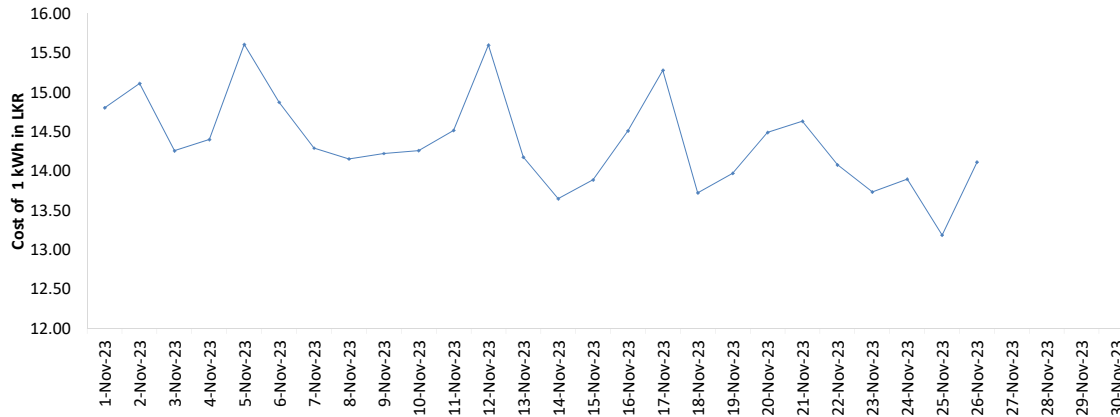
Generation Mix - November 2023

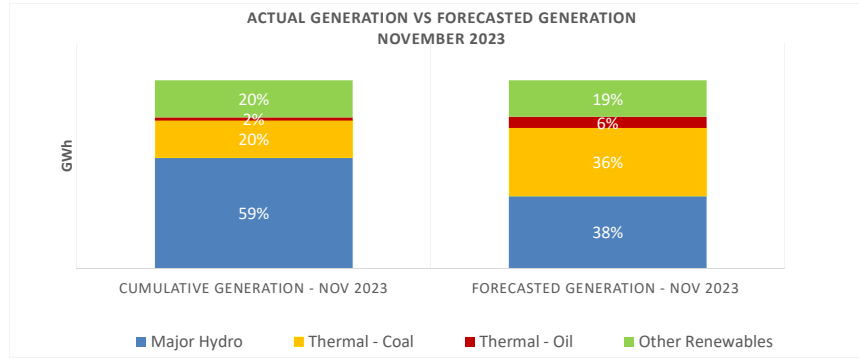


Cost of Generation - November 2023



Per Unit Cost of Generation - November 2023





	Cumulative Generation - November 2023 [GWh]	Forecasted Generation - November 2023 [GWh]
Major Hydro	614	477
Thermal - Coal	207	452
Thermal - Oil	17	73
Other Renewables	207	241
Total	1045	1242

Forecasted Generation - SDDP November 2023

Estimated Cost of Generation - November 2023 (Mn LKR)

Major Hydro	1600.69 Mn LKR
Thermal - Coal	6542.52 Mn LKR
Thermal - Furnace Oil	2627.63 Mn LKR
Thermal - Diesel	456.14 Mn LKR
Thermal - Naphtha	174.21 Mn LKR
Wind - CEB	159.37 Mn LKR
Wind - IPP	93.99 Mn LKR
Solar - IPP - Ground Mounted	277.20 Mn LKR
Solar - Roof Top	1031.28 Mn LKR
Mini Hydro	1766.56 Mn LKR
Municipal Solid Waste	271.02 Mn LKR
Total Generation Cost (Nov)	15,000.61 Mn LKR
Average Unit Cost of Generation (Nov)	14.35 LKR/kWh