



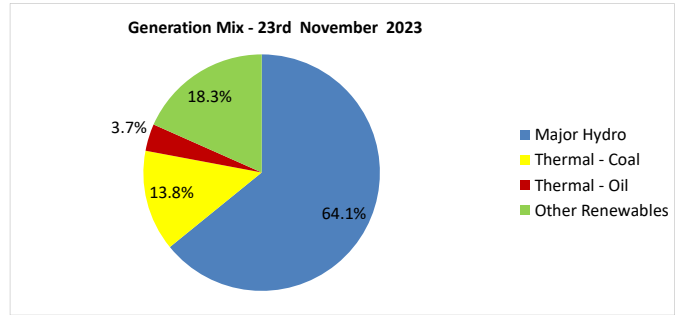
Daily Electricity Generation & Cost Estimation Report

23rd November 2023



Daily Generation Mix - 23rd November 2023

| Plant Type | Generation (GWh) | Percentage |
|------------------------------|------------------|------------|
| Major Hydro | 27.06 | 64.1% |
| Thermal - Coal | 5.84 | 13.8% |
| Thermal - Furnace Oil | 1.56 | 3.7% |
| Thermal - Diesel | 0.00 | 0.0% |
| Thermal - Naphtha | 0.00 | 0.0% |
| Wind - CEB | 0.17 | 0.4% |
| Wind - IPP | 0.10 | 0.2% |
| Solar - IPP - Ground Mounted | 0.62 | 1.5% |
| Solar - Roof Top | 1.64 | 3.9% |
| Mini Hydro | 4.87 | 11.5% |
| Municipal Solid Waste | 0.34 | 0.8% |
| Total | 42.19 | |



Note – Estimated generation from roof top solar, non-telemetered solar and mini hydro plants has been included in the above figures

Estimated Generation Cost : 23rd November 2023

| Plant Type | Energy Cost (LKR Mn) | Non Fuel Energy Cost (LKR Mn) | Capacity Cost (LKR Mn) | Total Cost of Generation (LKR Mn) | Energy Cost per Unit (LKR/kWh) | Non fuel Energy Cost per Unit (LKR/kWh) | Capacity Charge per Unit (LKR/kWh) | Cost of Electricity per Unit (LKR/kWh) |
|------------------------------|----------------------|-------------------------------|------------------------|-----------------------------------|--------------------------------|---|------------------------------------|--|
| Major Hydro | 0.0 | 0.0 | 61.6 | 61.6 | 0.00 | 0.00 | 2.27 | 2.27 |
| Thermal - Coal | 128.4 | 8.5 | 68.3 | 205.1 | 22.00 | 1.45 | 11.69 | 35.14 |
| Thermal - Furnace Oil | 80.4 | 6.2 | 61.6 | 148.2 | 51.48 | 3.96 | 39.43 | 94.86 |
| Thermal - Diesel | 0.2 | 1.9 | 15.3 | 17.4 | 171.06 | 1871.85 | 15320.30 | 17363.20 |
| Thermal - Naphtha | 0.0 | 1.2 | 5.5 | 6.7 | 0.00 | 0.00 | 0.00 | 0.00 |
| Wind - CEB | 0.0 | 0.0 | 6.1 | 6.1 | 0.00 | 0.00 | 37.15 | 37.15 |
| Wind - IPP | 1.3 | 0.0 | 0.0 | 1.3 | 13.95 | 0.00 | 0.00 | 13.95 |
| Solar - IPP - Ground Mounted | 11.7 | 0.0 | 0.0 | 11.7 | 19.02 | 0.00 | 0.00 | 19.02 |
| Solar - Roof Top | 40.0 | 0.0 | 0.0 | 40.0 | 24.41 | 0.00 | 0.00 | 24.41 |
| Mini Hydro | 69.5 | 0.0 | 0.0 | 69.5 | 14.28 | 0.00 | 0.00 | 14.28 |
| Municipal Solid Waste | 11.7 | 0.0 | 0.0 | 11.7 | 34.58 | 0.00 | 0.00 | 34.58 |
| Total | 343.4 | 17.7 | 218.4 | 579.4 | 8.14 | 0.42 | 5.18 | 13.73 |

Note -

Start/Stop costs has been excluded in the calculation

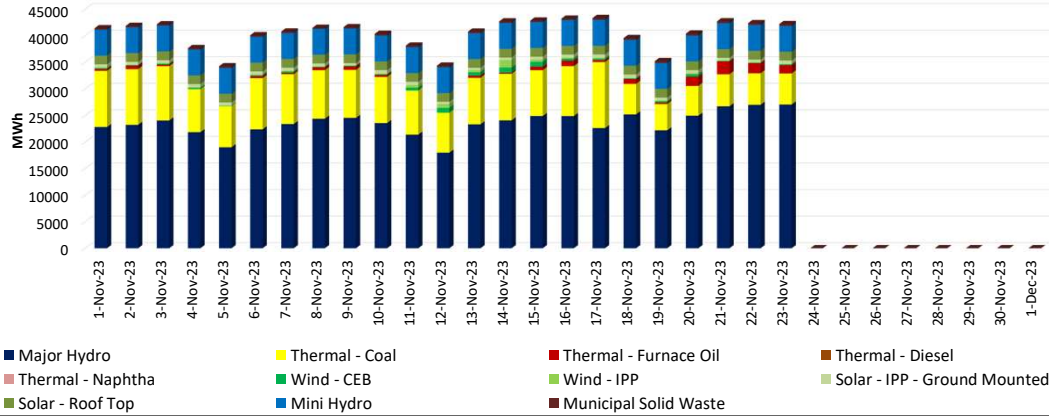
Unit Cost of Generation for the day : **13.73** LKR/kWh
 Total Generation Cost for the day: **579.4** Mn LKR

Fuel Prices

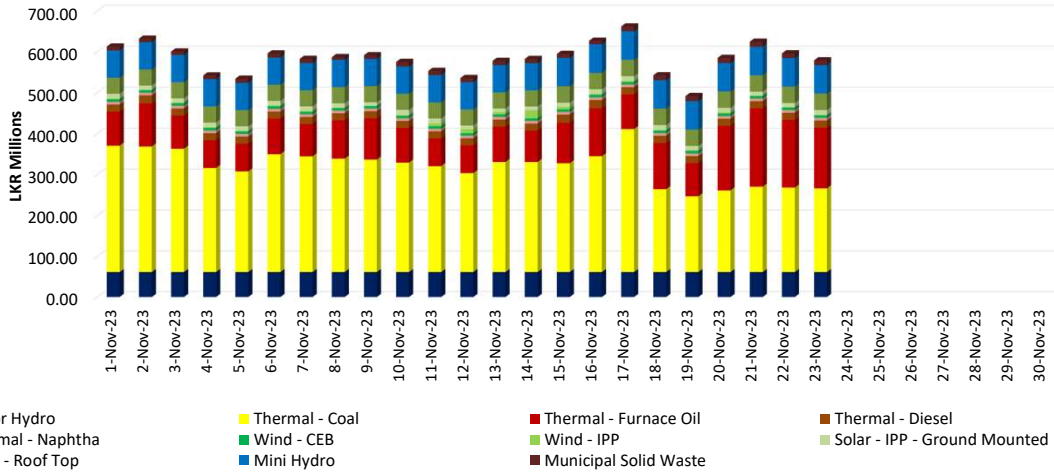
(as at 1st Nov 2023)

| | Price (LKR/Liter or LKR/kg) |
|-------------|-----------------------------|
| Furnace | 205.00 |
| Coal | 53.58 |
| Naphtha | 161.00 |
| Auto Diesel | 356.00 |

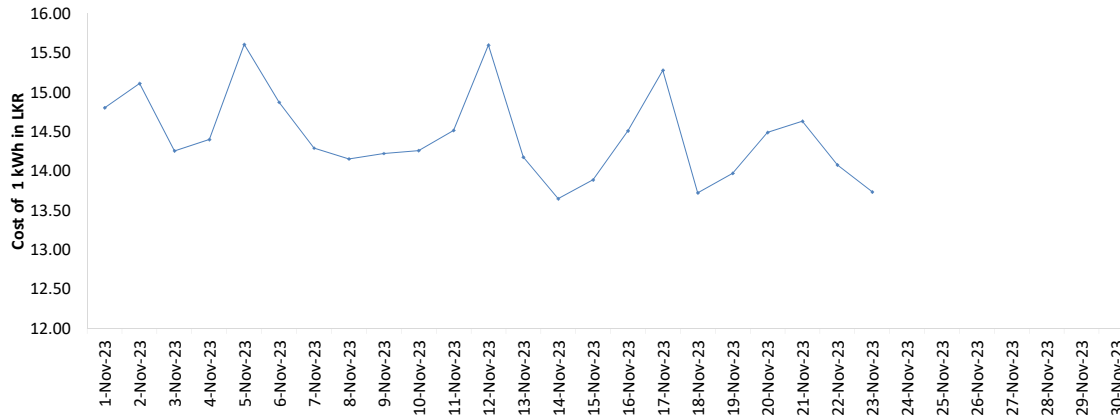
Generation Mix - November 2023

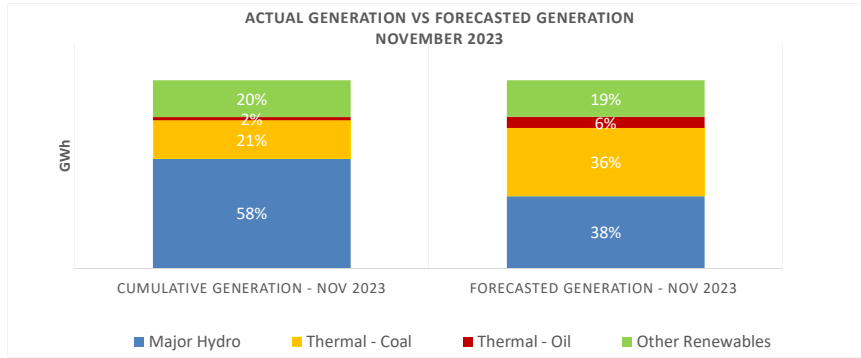


Cost of Generation - November 2023



Per Unit Cost of Generation - November 2023





| | Cumulative Generation - November 2023 [GWh] | Forecasted Generation - November 2023 [GWh] |
|------------------|---|---|
| Major Hydro | 542 | 477 |
| Thermal - Coal | 191 | 452 |
| Thermal - Oil | 15 | 73 |
| Other Renewables | 182 | 241 |
| Total | 930 | 1242 |

Forecasted Generation - SDDP November 2023

Estimated Cost of Generation - November 2023 (Mn LKR)

| | |
|---------------------------------------|-------------------------|
| Major Hydro | 1415.99 Mn LKR |
| Thermal - Coal | 5964.10 Mn LKR |
| Thermal - Furnace Oil | 2305.64 Mn LKR |
| Thermal - Diesel | 404.40 Mn LKR |
| Thermal - Naphtha | 154.11 Mn LKR |
| Wind - CEB | 140.98 Mn LKR |
| Wind - IPP | 80.28 Mn LKR |
| Solar - IPP - Ground Mounted | 243.42 Mn LKR |
| Solar - Roof Top | 911.16 Mn LKR |
| Mini Hydro | 1557.93 Mn LKR |
| Municipal Solid Waste | 235.57 Mn LKR |
| Total Generation Cost (Nov) | 13,413.57 Mn LKR |
| | |
| Average Unit Cost of Generation (Nov) | 14.43 LKR/kWh |