



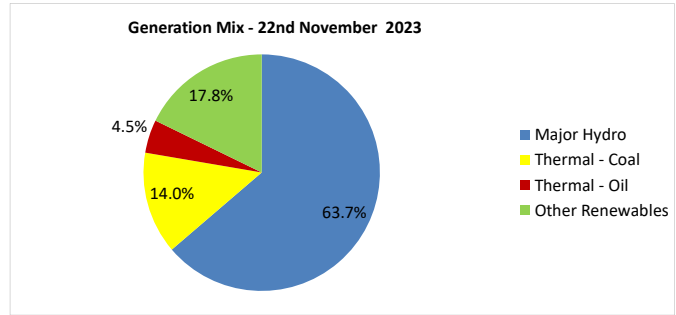
Daily Electricity Generation & Cost Estimation Report

22nd November 2023



Daily Generation Mix - 22nd November 2023

Plant Type	Generation (GWh)	Percentage
Major Hydro	27.00	63.7%
Thermal - Coal	5.92	14.0%
Thermal - Furnace Oil	1.92	4.5%
Thermal - Diesel	0.00	0.0%
Thermal - Naphtha	0.00	0.0%
Wind - CEB	0.07	0.2%
Wind - IPP	0.11	0.3%
Solar - IPP - Ground Mounted	0.51	1.2%
Solar - Roof Top	1.64	3.9%
Mini Hydro	4.87	11.5%
Municipal Solid Waste	0.34	0.8%
Total	42.37	



Note – Estimated generation from roof top solar, non-telemetered solar and mini hydro plants has been included in the above figures

Estimated Generation Cost : 22nd November 2023

Plant Type	Energy Cost (LKR Mn)	Non Fuel Energy Cost (LKR Mn)	Capacity Cost (LKR Mn)	Total Cost of Generation (LKR Mn)	Energy Cost per Unit (LKR/kWh)	Non fuel Energy Cost per Unit (LKR/kWh)	Capacity Charge per Unit (LKR/kWh)	Cost of Electricity per Unit (LKR/kWh)
Major Hydro	0.0	0.0	61.6	61.6	0.00	0.00	2.28	2.28
Thermal - Coal	130.3	8.5	68.3	207.0	22.00	1.43	11.52	34.95
Thermal - Furnace Oil	97.7	6.2	61.6	165.4	51.00	3.23	32.16	86.39
Thermal - Diesel	0.0	1.9	15.3	17.2	0.00	0.00	0.00	0.00
Thermal - Naphtha	0.0	1.2	5.5	6.7	0.00	0.00	0.00	0.00
Wind - CEB	0.0	0.0	6.1	6.1	0.00	0.00	92.87	92.87
Wind - IPP	1.5	0.0	0.0	1.5	13.95	0.00	0.00	13.95
Solar - IPP - Ground Mounted	9.7	0.0	0.0	9.7	19.02	0.00	0.00	19.02
Solar - Roof Top	40.0	0.0	0.0	40.0	24.41	0.00	0.00	24.41
Mini Hydro	69.5	0.0	0.0	69.5	14.28	0.00	0.00	14.28
Municipal Solid Waste	11.6	0.0	0.0	11.6	34.58	0.00	0.00	34.58
Total	360.4	17.7	218.4	596.4	8.51	0.42	5.15	14.08

Note -

Start/Stop costs has been excluded in the calculation

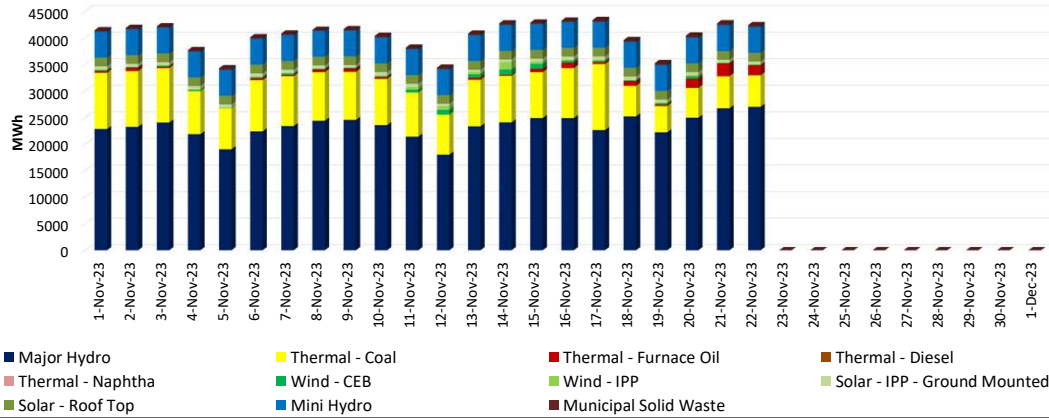
Unit Cost of Generation for the day : **14.08** LKR/kWh
 Total Generation Cost for the day: **596.4** Mn LKR

Fuel Prices

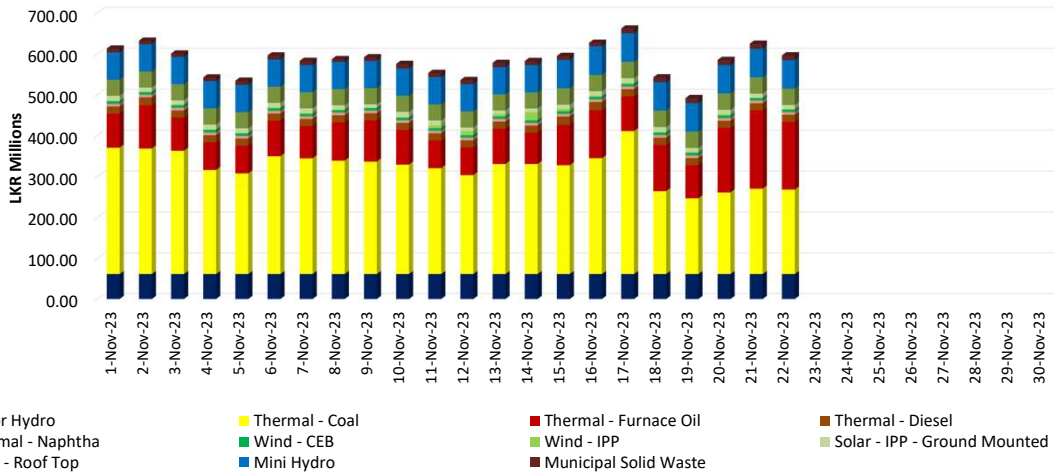
(as at 1st Nov 2023)

	Price (LKR/Liter or LKR/kg)
Furnace	205.00
Coal	53.58
Naphtha	161.00
Auto Diesel	356.00

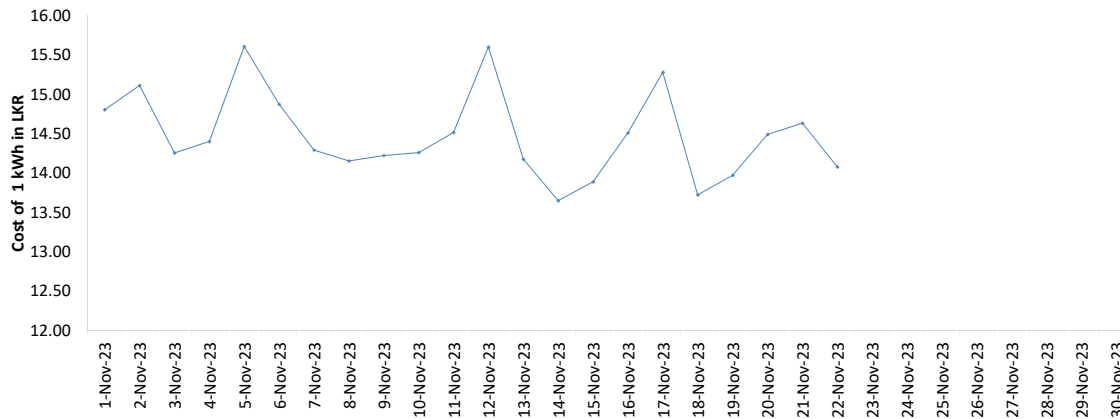
Generation Mix - November 2023

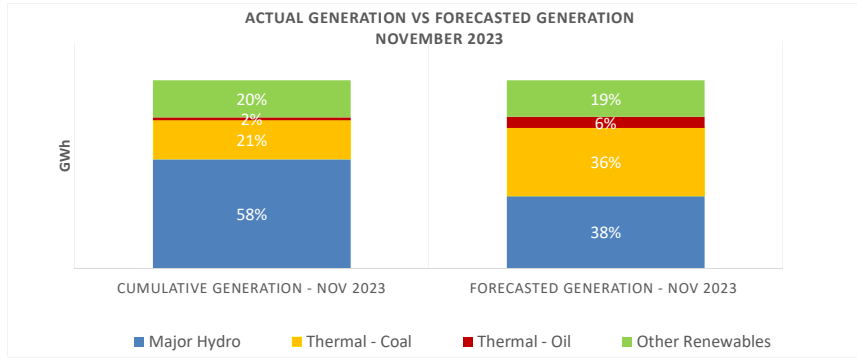


Cost of Generation - November 2023



Per Unit Cost of Generation - November 2023





	Cumulative Generation - November 2023 [GWh]	Forecasted Generation - November 2023 [GWh]
Major Hydro	514	477
Thermal - Coal	185	452
Thermal - Oil	14	73
Other Renewables	174	241
Total	887	1242

Forecasted Generation - SDDP November 2023

Estimated Cost of Generation - November 2023 (Mn LKR)

Major Hydro	1354.43 Mn LKR
Thermal - Coal	5758.96 Mn LKR
Thermal - Furnace Oil	2157.46 Mn LKR
Thermal - Diesel	387.03 Mn LKR
Thermal - Naphtha	147.41 Mn LKR
Wind - CEB	134.85 Mn LKR
Wind - IPP	78.96 Mn LKR
Solar - IPP - Ground Mounted	231.68 Mn LKR
Solar - Roof Top	871.12 Mn LKR
Mini Hydro	1488.38 Mn LKR
Municipal Solid Waste	223.85 Mn LKR
Total Generation Cost (Nov)	12,834.13 Mn LKR
Average Unit Cost of Generation (Nov)	14.46 LKR/kWh