



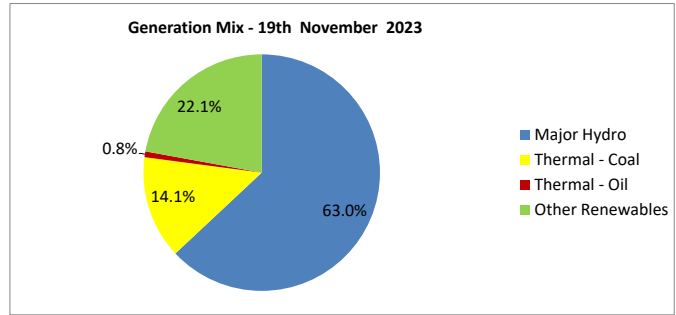
Daily Electricity Generation & Cost Estimation Report

19th November 2023



Daily Generation Mix - 19th November 2023

Plant Type	Generation (GWh)	Percentage
Major Hydro	22.20	63.0%
Thermal - Coal	4.96	14.1%
Thermal - Furnace Oil	0.28	0.8%
Thermal - Diesel	0.00	0.0%
Thermal - Naphtha	0.00	0.0%
Wind - CEB	0.24	0.7%
Wind - IPP	0.19	0.5%
Solar - IPP - Ground Mounted	0.50	1.4%
Solar - Roof Top	1.64	4.7%
Mini Hydro	4.87	13.8%
Municipal Solid Waste	0.35	1.0%
Total	35.23	



Note – Estimated generation from roof top solar, non-telemetered solar and mini hydro plants has been included in the above figures

Estimated Generation Cost : 19th November 2023

Plant Type	Energy Cost (LKR Mn)	Non Fuel Energy Cost (LKR Mn)	Capacity Cost (LKR Mn)	Total Cost of Generation (LKR Mn)	Energy Cost per Unit (LKR/kWh)	Non fuel Energy Cost per Unit (LKR/kWh)	Capacity Charge per Unit (LKR/kWh)	Cost of Electricity per Unit (LKR/kWh)
Major Hydro	0.0	0.0	61.6	61.6	0.00	0.00	2.77	2.77
Thermal - Coal	109.0	8.5	68.3	185.7	22.00	1.71	13.78	37.48
Thermal - Furnace Oil	13.1	6.2	61.6	80.9	47.09	22.16	220.73	289.98
Thermal - Diesel	0.0	1.9	15.3	17.2	0.00	0.00	0.00	0.00
Thermal - Naphtha	0.0	1.2	5.5	6.7	0.00	0.00	0.00	0.00
Wind - CEB	0.0	0.0	6.1	6.1	0.00	0.00	25.23	25.23
Wind - IPP	2.6	0.0	0.0	2.6	13.95	0.00	0.00	13.95
Solar - IPP - Ground Mounted	9.4	0.0	0.0	9.4	19.02	0.00	0.00	19.02
Solar - Roof Top	40.0	0.0	0.0	40.0	24.41	0.00	0.00	24.41
Mini Hydro	69.5	0.0	0.0	69.5	14.28	0.00	0.00	14.28
Municipal Solid Waste	12.2	0.0	0.0	12.2	34.58	0.00	0.00	34.58
Total	256.1	17.7	218.4	492.1	7.27	0.50	6.20	13.97

Note -

Start/Stop costs has been excluded in the calculation

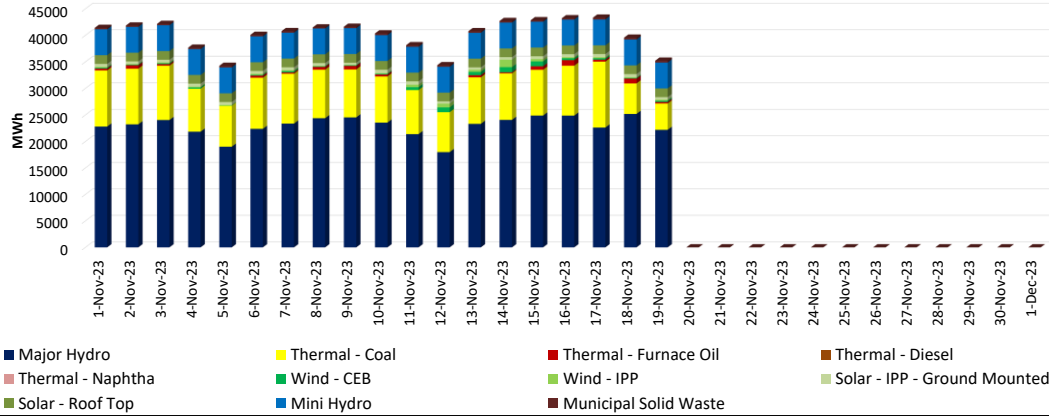
Unit Cost of Generation for the day : **13.97** LKR/kWh
 Total Generation Cost for the day: **492.1** Mn LKR

Fuel Prices

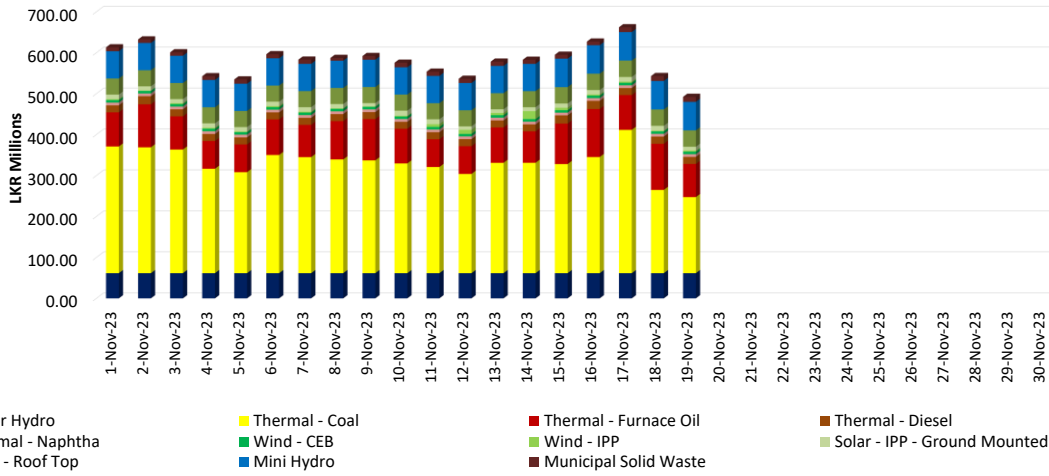
(as at 1st Nov 2023)

	Price (LKR/Liter or LKR/kg)
Furnace	205.00
Coal	53.58
Naphtha	161.00
Auto Diesel	356.00

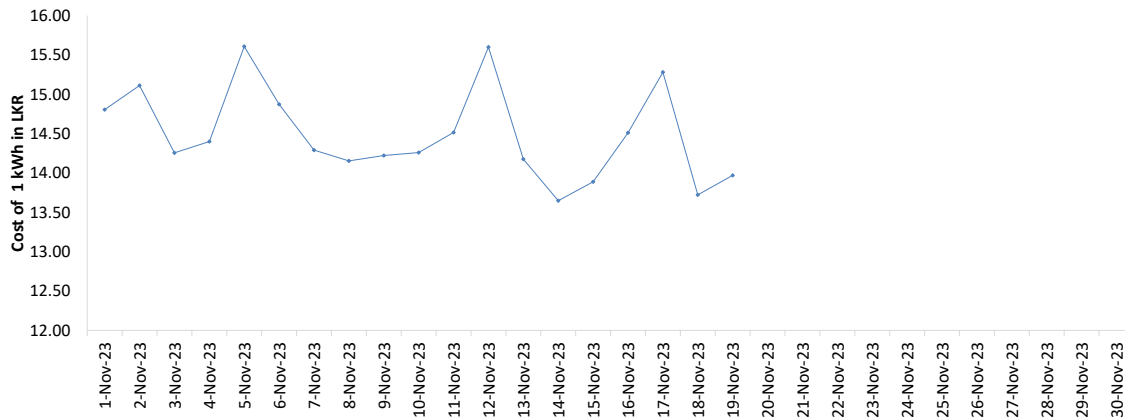
Generation Mix -November 2023

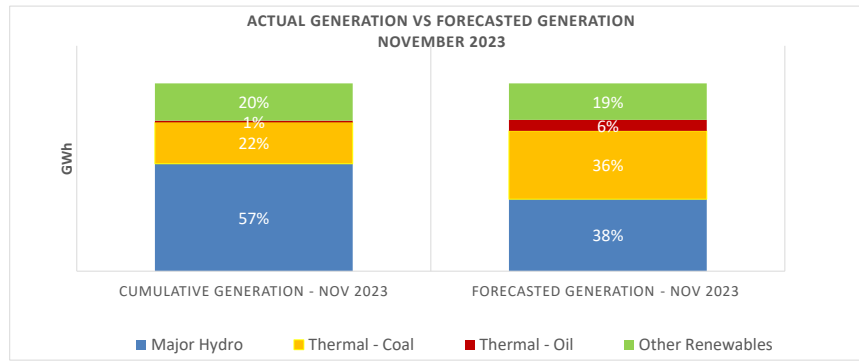


Cost of Generation -November 2023



Per Unit Cost of Generation - November 2023





	Cumulative Generation - November 2023 [GWh]	Forecasted Generation - November 2023 [GWh]
Major Hydro	436	477
Thermal - Coal	168	452
Thermal - Oil	7	73
Other Renewables	151	241
Total	762	1242

Forecasted Generation - SDDP November 2023

Estimated Cost of Generation - November 2023 (Mn LKR)

Major Hydro	1169.73 Mn LKR
Thermal - Coal	5142.59 Mn LKR
Thermal - Furnace Oil	1642.71 Mn LKR
Thermal - Diesel	335.46 Mn LKR
Thermal - Naphtha	127.31 Mn LKR
Wind - CEB	116.46 Mn LKR
Wind - IPP	73.73 Mn LKR
Solar - IPP - Ground Mounted	201.12 Mn LKR
Solar - Roof Top	751.00 Mn LKR
Mini Hydro	1279.74 Mn LKR
Municipal Solid Waste	187.51 Mn LKR
Total Generation Cost (Nov)	11,027.34 Mn LKR
Average Unit Cost of Generation (Nov)	14.47 LKR/kWh