



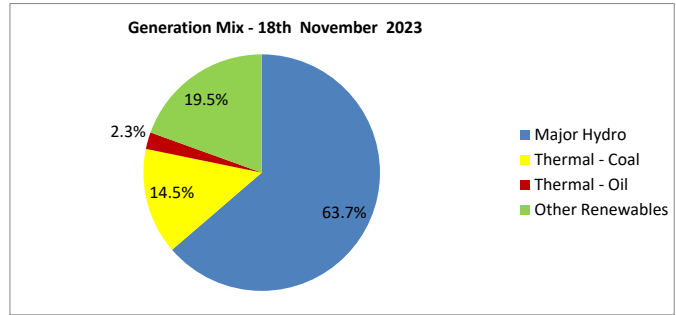
Daily Electricity Generation & Cost Estimation Report

18th November 2023



Daily Generation Mix - 18th November 2023

Plant Type	Generation (GWh)	Percentage
Major Hydro	25.20	63.7%
Thermal - Coal	5.75	14.5%
Thermal - Furnace Oil	0.90	2.3%
Thermal - Diesel	0.01	0.0%
Thermal - Naphtha	0.00	0.0%
Wind - CEB	0.12	0.3%
Wind - IPP	0.10	0.3%
Solar - IPP - Ground Mounted	0.63	1.6%
Solar - Roof Top	1.64	4.1%
Mini Hydro	4.87	12.3%
Municipal Solid Waste	0.34	0.9%
Total	39.56	



Note - Estimated generation from roof top solar, non-telemetered solar and mini hydro plants has been included in the above figures

Estimated Generation Cost : 18th November 2023

Plant Type	Energy Cost (LKR Mn)	Non Fuel Energy Cost (LKR Mn)	Capacity Cost (LKR Mn)	Total Cost of Generation (LKR Mn)	Energy Cost per Unit (LKR/kWh)	Non fuel Energy Cost per Unit (LKR/kWh)	Capacity Charge per Unit (LKR/kWh)	Cost of Electricity per Unit (LKR/kWh)
Major Hydro	0.0	0.0	61.6	61.6	0.00	0.00	2.44	2.44
Thermal - Coal	126.5	8.5	68.3	203.2	22.00	1.47	11.87	35.34
Thermal - Furnace Oil	44.9	6.2	61.6	112.6	49.64	6.84	68.12	124.61
Thermal - Diesel	0.5	1.9	15.3	17.7	92.58	374.37	3064.06	3531.00
Thermal - Naphtha	0.0	1.2	5.5	6.7	0.00	0.00	0.00	0.00
Wind - CEB	0.0	0.0	6.1	6.1	0.00	0.00	52.39	52.39
Wind - IPP	1.4	0.0	0.0	1.4	13.95	0.00	0.00	13.95
Solar - IPP - Ground Mounted	12.1	0.0	0.0	12.1	19.02	0.00	0.00	19.02
Solar - Roof Top	40.0	0.0	0.0	40.0	24.41	0.00	0.00	24.41
Mini Hydro	69.5	0.0	0.0	69.5	14.28	0.00	0.00	14.28
Municipal Solid Waste	11.9	0.0	0.0	11.9	34.58	0.00	0.00	34.58
Total	306.8	17.7	218.4	542.9	7.76	0.45	5.52	13.72

Note -

Start/Stop costs has been excluded in the calculation

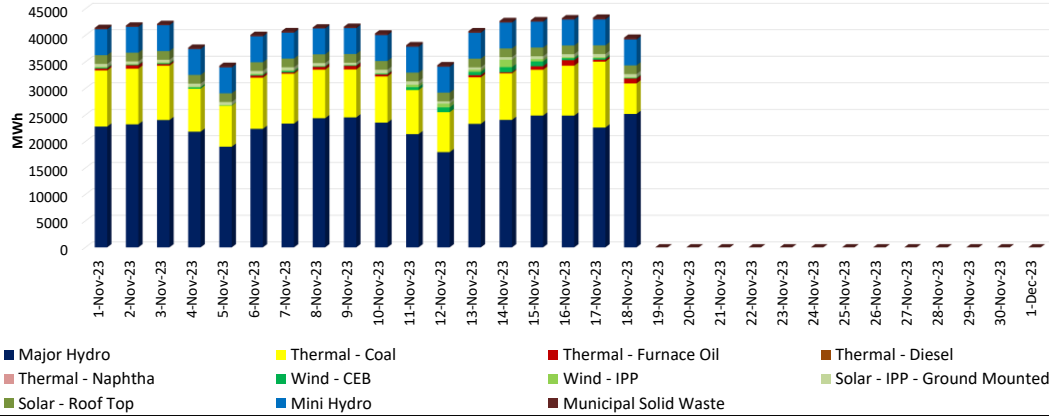
Unit Cost of Generation for the day : **13.72** LKR/kWh
 Total Generation Cost for the day: **542.9** Mn LKR

Fuel Prices

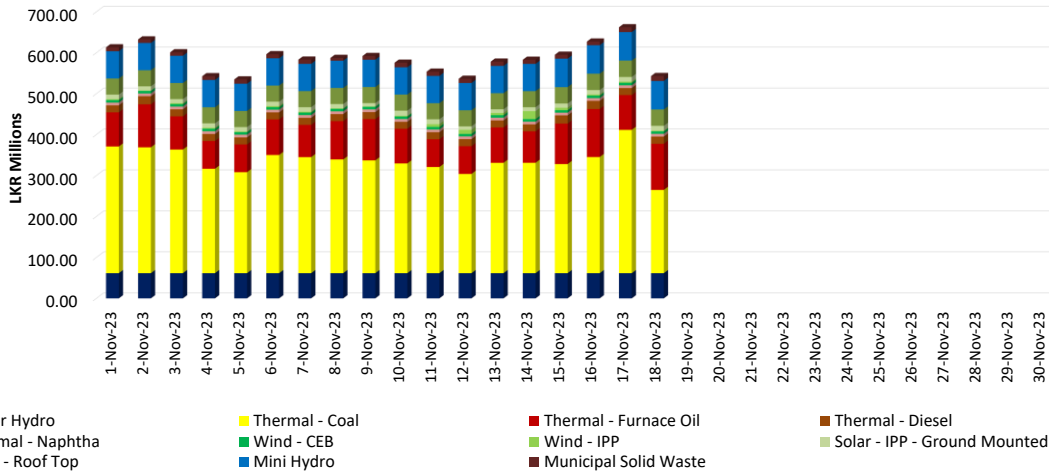
(as at 1st Nov 2023)

	Price (LKR/Liter or LKR/kg)
Furnace	205.00
Coal	53.58
Naphtha	161.00
Auto Diesel	356.00

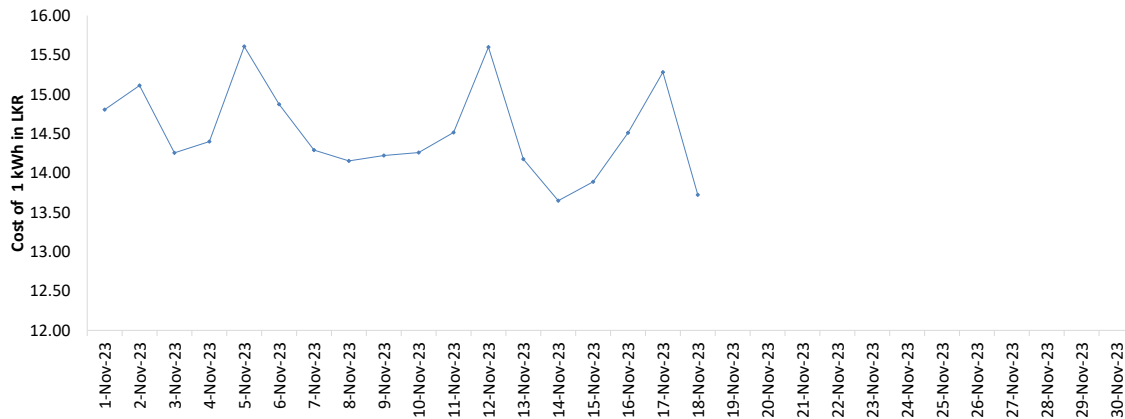
Generation Mix -November 2023

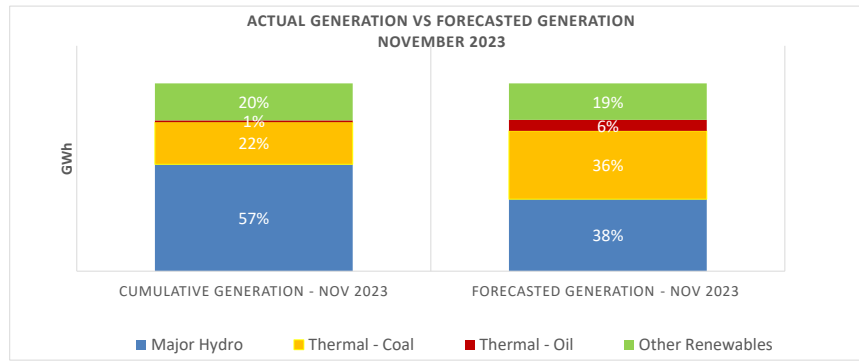


Cost of Generation -November 2023



Per Unit Cost of Generation - November 2023





	Cumulative Generation - November 2023 [GWh]	Forecasted Generation - November 2023 [GWh]
Major Hydro	414	477
Thermal - Coal	163	452
Thermal - Oil	7	73
Other Renewables	143	241
Total	727	1242

Forecasted Generation - SDDP November 2023

Estimated Cost of Generation - November 2023 (Mn LKR)

Major Hydro	1108.17 Mn LKR
Thermal - Coal	4956.85 Mn LKR
Thermal - Furnace Oil	1561.80 Mn LKR
Thermal - Diesel	318.26 Mn LKR
Thermal - Naphtha	120.61 Mn LKR
Wind - CEB	110.33 Mn LKR
Wind - IPP	71.09 Mn LKR
Solar - IPP - Ground Mounted	191.68 Mn LKR
Solar - Roof Top	710.96 Mn LKR
Mini Hydro	1210.20 Mn LKR
Municipal Solid Waste	175.27 Mn LKR
Total Generation Cost (Nov)	10,535.21 Mn LKR
Average Unit Cost of Generation (Nov)	14.50 LKR/kWh