



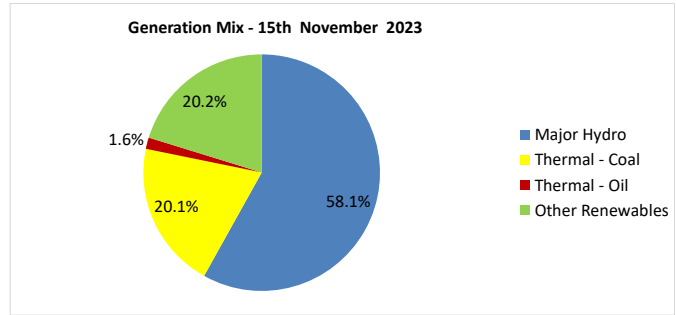
Daily Electricity Generation & Cost Estimation Report

15th November 2023



Daily Generation Mix - 15th November 2023

Plant Type	Generation (GWh)	Percentage
Major Hydro	24.89	58.1%
Thermal - Coal	8.62	20.1%
Thermal - Furnace Oil	0.65	1.5%
Thermal - Diesel	0.03	0.1%
Thermal - Naphtha	0.00	0.0%
Wind - CEB	0.91	2.1%
Wind - IPP	0.42	1.0%
Solar - IPP - Ground Mounted	0.55	1.3%
Solar - Roof Top	1.64	3.8%
Mini Hydro	4.87	11.4%
Municipal Solid Waste	0.28	0.6%
Total	42.85	



Note – Estimated generation from roof top solar, non-telemetered solar and mini hydro plants has been included in the above figures

Estimated Generation Cost : 15th November 2023

Plant Type	Energy Cost (LKR Mn)	Non Fuel Energy Cost (LKR Mn)	Capacity Cost (LKR Mn)	Total Cost of Generation (LKR Mn)	Energy Cost per Unit (LKR/kWh)	Non fuel Energy Cost per Unit (LKR/kWh)	Capacity Charge per Unit (LKR/kWh)	Cost of Electricity per Unit (LKR/kWh)
Major Hydro	0.0	0.0	61.6	61.6	0.00	0.00	2.47	2.47
Thermal - Coal	189.7	8.5	68.3	266.4	22.00	0.98	7.92	30.89
Thermal - Furnace Oil	31.1	6.2	61.6	98.8	48.15	9.58	95.48	153.21
Thermal - Diesel	2.9	1.9	15.3	20.1	92.69	60.38	494.20	647.27
Thermal - Naphtha	0.0	1.2	5.5	6.7	0.00	0.00	0.00	0.00
Wind - CEB	0.0	0.0	6.1	6.1	0.00	0.00	6.77	6.77
Wind - IPP	5.9	0.0	0.0	5.9	13.95	0.00	0.00	13.95
Solar - IPP - Ground Mounted	10.4	0.0	0.0	10.4	19.02	0.00	0.00	19.02
Solar - Roof Top	40.0	0.0	0.0	40.0	24.41	0.00	0.00	24.41
Mini Hydro	69.5	0.0	0.0	69.5	14.28	0.00	0.00	14.28
Municipal Solid Waste	9.5	0.0	0.0	9.5	34.58	0.00	0.00	34.58
Total	359.0	17.7	218.4	595.0	8.38	0.41	5.10	13.89

Note -

Start/Stop costs has been excluded in the calculation

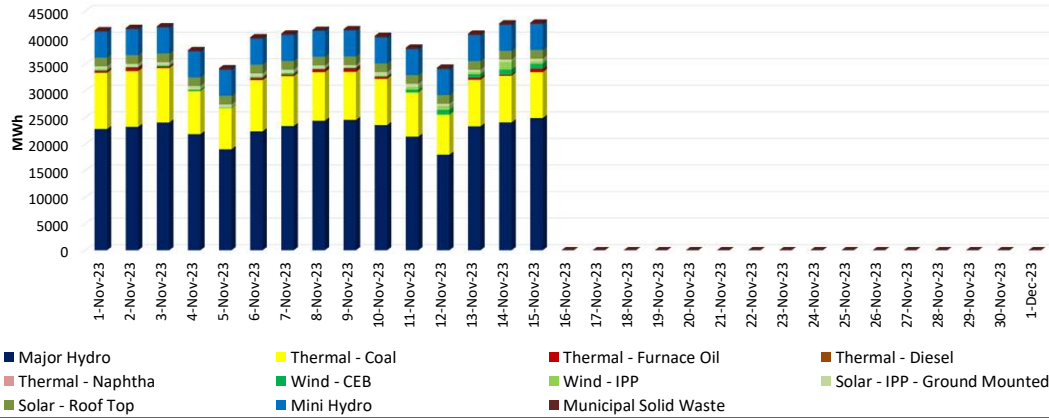
Unit Cost of Generation for the day : **13.89** LKR/kWh
 Total Generation Cost for the day: **595.0** Mn LKR

Fuel Prices

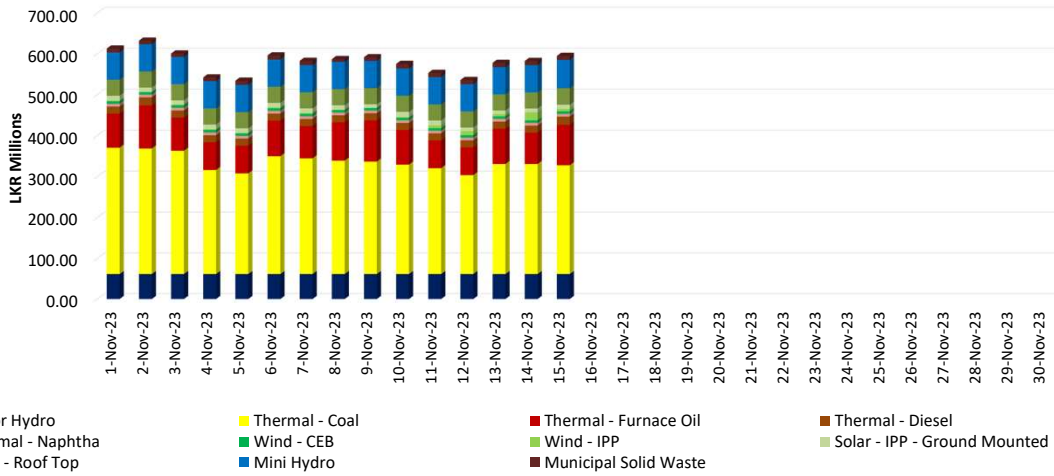
(as at 1st Nov 2023)

	Price (LKR/Liter or LKR/kg)
Furnace	205.00
Coal	53.58
Naphtha	161.00
Auto Diesel	356.00

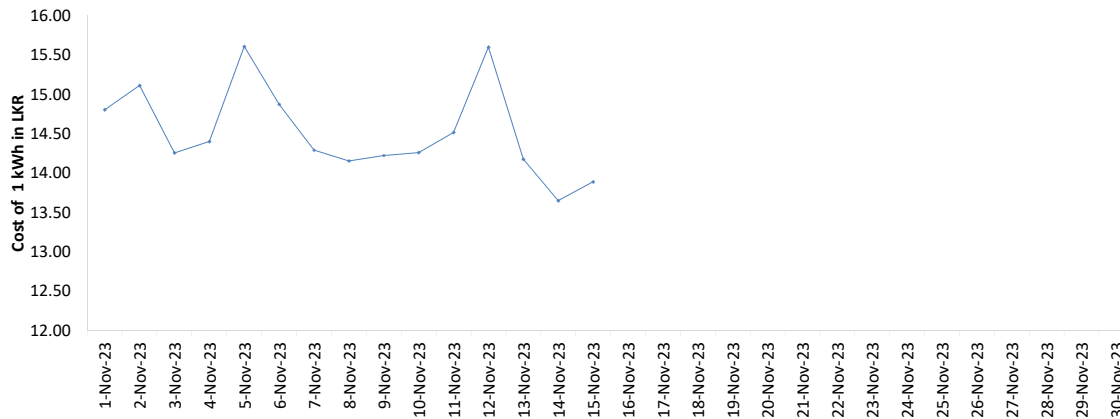
Generation Mix - November 2023

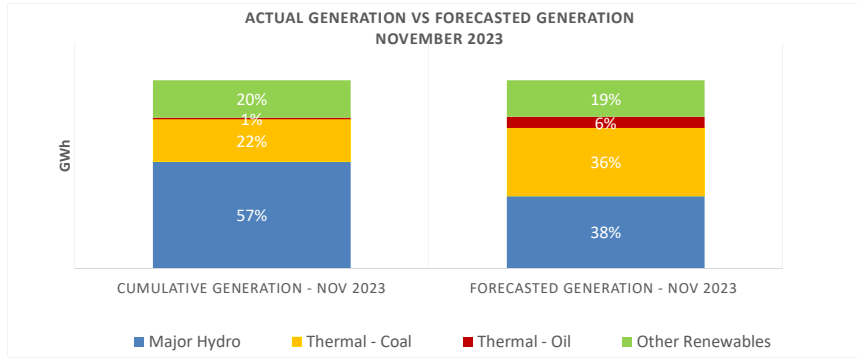


Cost of Generation - November 2023



Per Unit Cost of Generation - November 2023





	Cumulative Generation - November 2023 [GWh]	Forecasted Generation - November 2023 [GWh]
Major Hydro	341	477
Thermal - Coal	135	452
Thermal - Oil	5	73
Other Renewables	120	241
Total	601	1242

Forecasted Generation - SDDP November 2023

Estimated Cost of Generation - November 2023 (Mn LKR)

Major Hydro	923.47 Mn LKR
Thermal - Coal	4120.11 Mn LKR
Thermal - Furnace Oil	1246.88 Mn LKR
Thermal - Diesel	263.44 Mn LKR
Thermal - Naphtha	100.50 Mn LKR
Wind - CEB	91.95 Mn LKR
Wind - IPP	64.23 Mn LKR
Solar - IPP - Ground Mounted	157.20 Mn LKR
Solar - Roof Top	590.84 Mn LKR
Mini Hydro	1001.56 Mn LKR
Municipal Solid Waste	142.87 Mn LKR
Total Generation Cost (Nov)	8,703.06 Mn LKR
Average Unit Cost of Generation (Nov)	14.49 LKR/kWh