



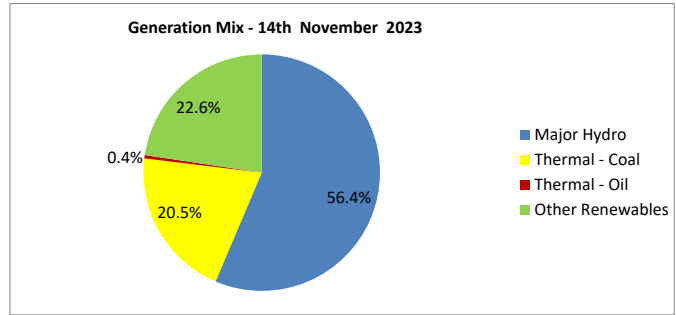
Daily Electricity Generation & Cost Estimation Report

14th November 2023



Daily Generation Mix - 14th November 2023

Plant Type	Generation (GWh)	Percentage
Major Hydro	24.08	56.4%
Thermal - Coal	8.77	20.5%
Thermal - Furnace Oil	0.19	0.4%
Thermal - Diesel	0.00	0.0%
Thermal - Naphtha	0.00	0.0%
Wind - CEB	0.98	2.3%
Wind - IPP	1.39	3.3%
Solar - IPP - Ground Mounted	0.50	1.2%
Solar - Roof Top	1.64	3.8%
Mini Hydro	4.87	11.4%
Municipal Solid Waste	0.29	0.7%
Total	42.70	



Note – Estimated generation from roof top solar, non-telemetered solar and mini hydro plants has been included in the above figures

Estimated Generation Cost : 14th November 2023

Plant Type	Energy Cost (LKR Mn)	Non Fuel Energy Cost (LKR Mn)	Capacity Cost (LKR Mn)	Total Cost of Generation (LKR Mn)	Energy Cost per Unit (LKR/kWh)	Non fuel Energy Cost per Unit (LKR/kWh)	Capacity Charge per Unit (LKR/kWh)	Cost of Electricity per Unit (LKR/kWh)
Major Hydro	0.0	0.0	61.6	61.6	0.00	0.00	2.56	2.56
Thermal - Coal	192.8	8.5	68.3	269.6	22.00	0.96	7.79	30.75
Thermal - Furnace Oil	8.9	6.2	61.6	76.6	46.16	32.20	320.75	399.11
Thermal - Diesel	0.0	1.9	15.3	17.2	0.00	0.00	0.00	0.00
Thermal - Naphtha	0.0	1.2	5.5	6.7	0.00	0.00	0.00	0.00
Wind - CEB	0.0	0.0	6.1	6.1	0.00	0.00	6.27	6.27
Wind - IPP	19.4	0.0	0.0	19.4	13.99	0.00	0.00	13.99
Solar - IPP - Ground Mounted	9.6	0.0	0.0	9.6	19.43	0.00	0.00	19.43
Solar - Roof Top	39.3	0.0	0.0	39.3	23.99	0.00	0.00	23.99
Mini Hydro	66.6	0.0	0.0	66.6	13.67	0.00	0.00	13.67
Municipal Solid Waste	10.0	0.0	0.0	10.0	34.58	0.00	0.00	34.58
Total	346.6	17.7	218.4	582.7	8.12	0.41	5.11	13.65

Note -

Start/Stop costs has been excluded in the calculation

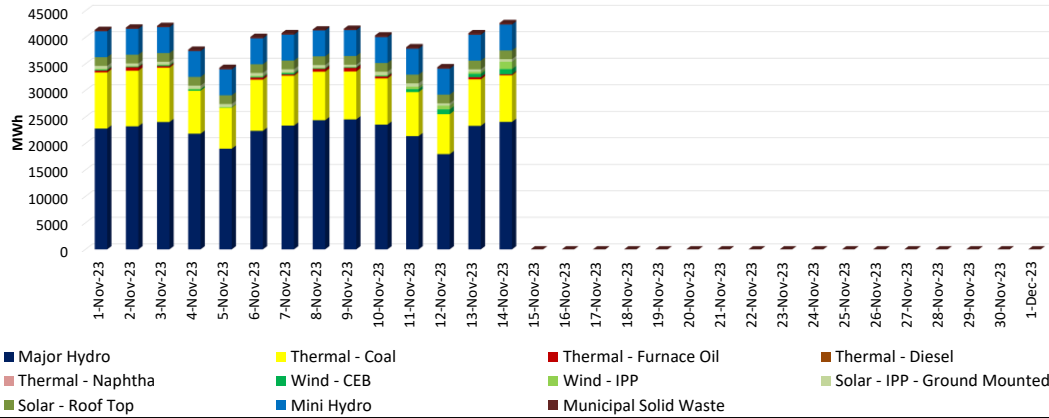
Unit Cost of Generation for the day : **13.65** LKR/kWh
 Total Generation Cost for the day: **582.7** Mn LKR

Fuel Prices

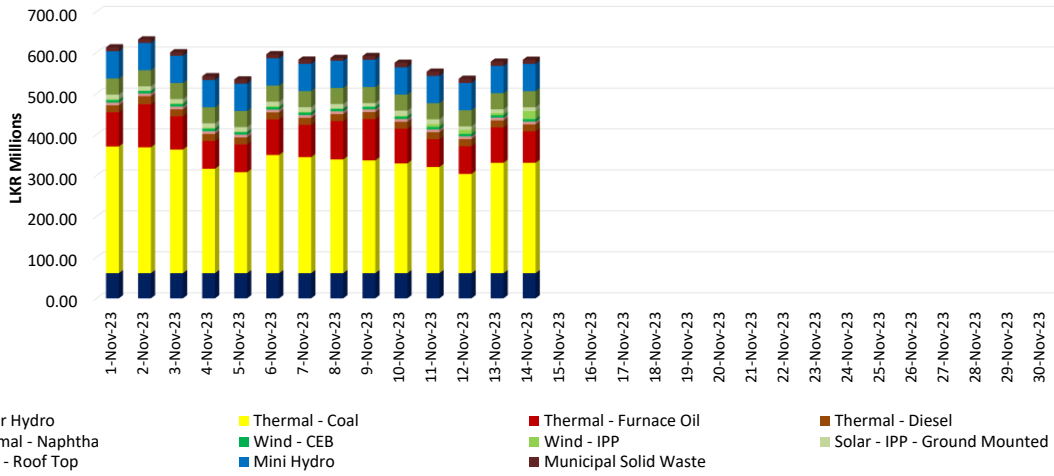
(as at 1st Nov 2023)

	Price (LKR/Liter or LKR/kg)
Furnace	205.00
Coal	53.58
Naphtha	161.00
Auto Diesel	356.00

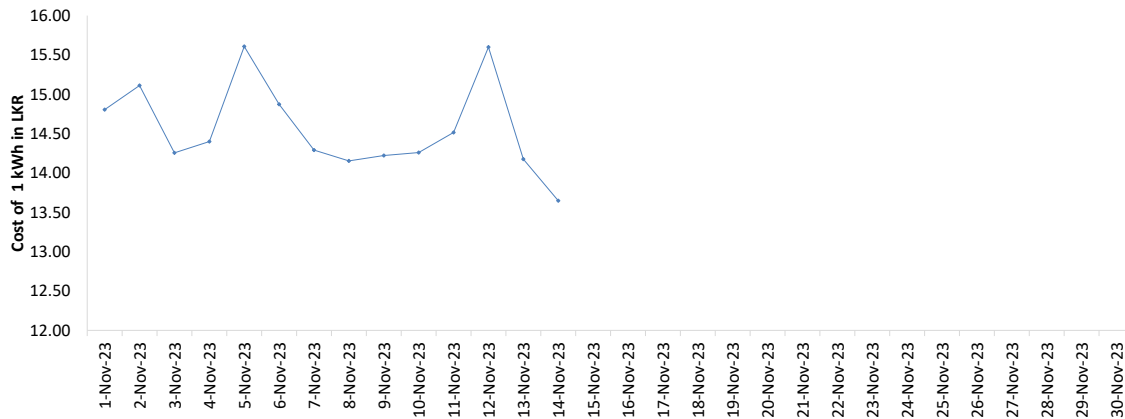
Generation Mix -November 2023

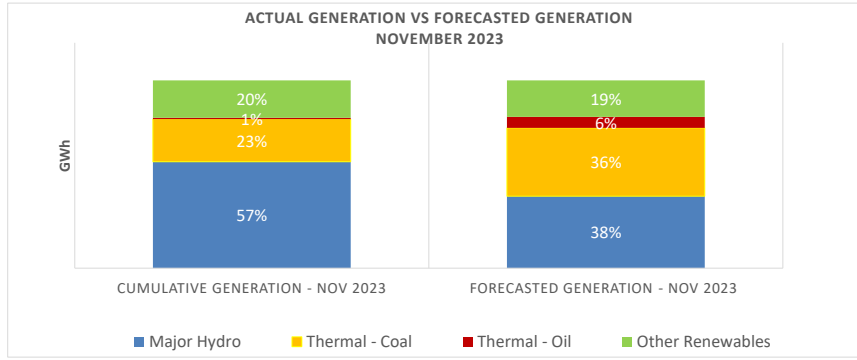


Cost of Generation -November 2023



Per Unit Cost of Generation - November 2023





	Cumulative Generation - November 2023 [GWh]	Forecasted Generation - November 2023 [GWh]
Major Hydro	316	477
Thermal - Coal	126	452
Thermal - Oil	4	73
Other Renewables	111	241
Total	558	1242

Forecasted Generation - SDDP November 2023

Estimated Cost of Generation - November 2023 (Mn LKR)

Major Hydro	861.91 Mn LKR
Thermal - Coal	3853.69 Mn LKR
Thermal - Furnace Oil	1148.06 Mn LKR
Thermal - Diesel	243.38 Mn LKR
Thermal - Naphtha	93.80 Mn LKR
Wind - CEB	85.82 Mn LKR
Wind - IPP	58.35 Mn LKR
Solar - IPP - Ground Mounted	146.83 Mn LKR
Solar - Roof Top	550.80 Mn LKR
Mini Hydro	932.02 Mn LKR
Municipal Solid Waste	133.36 Mn LKR
Total Generation Cost (Nov)	8,108.02 Mn LKR
Average Unit Cost of Generation (Nov)	14.54 LKR/kWh