



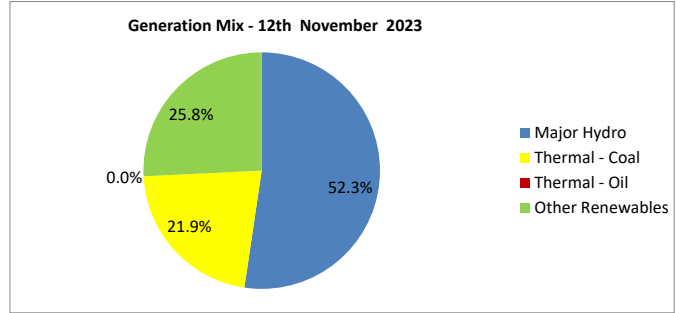
Daily Electricity Generation & Cost Estimation Report

12th November 2023



Daily Generation Mix - 12th November 2023

Plant Type	Generation (GWh)	Percentage
Major Hydro	17.99	52.3%
Thermal - Coal	7.53	21.9%
Thermal - Furnace Oil	0.00	0.0%
Thermal - Diesel	0.00	0.0%
Thermal - Naphtha	0.00	0.0%
Wind - CEB	0.90	2.6%
Wind - IPP	0.70	2.0%
Solar - IPP - Ground Mounted	0.45	1.3%
Solar - Roof Top	1.64	4.8%
Mini Hydro	4.87	14.2%
Municipal Solid Waste	0.30	0.9%
Total	34.38	



Note – Estimated generation from roof top solar, non-telemetered solar and mini hydro plants has been included in the above figures

Estimated Generation Cost : 12th November 2023

Plant Type	Energy Cost (LKR Mn)	Non Fuel Energy Cost (LKR Mn)	Capacity Cost (LKR Mn)	Total Cost of Generation (LKR Mn)	Energy Cost per Unit (LKR/kWh)	Non fuel Energy Cost per Unit (LKR/kWh)	Capacity Charge per Unit (LKR/kWh)	Cost of Electricity per Unit (LKR/kWh)
Major Hydro	0.0	0.0	61.6	61.6	0.00	0.00	3.42	3.42
Thermal - Coal	165.6	8.5	68.3	242.3	22.00	1.12	9.07	32.19
Thermal - Furnace Oil	0.0	6.2	61.6	67.8	0.00	0.00	0.00	0.00
Thermal - Diesel	0.0	1.9	15.3	17.2	0.00	0.00	0.00	0.00
Thermal - Naphtha	0.0	1.2	5.5	6.7	0.00	0.00	0.00	0.00
Wind - CEB	0.0	0.0	6.1	6.1	0.00	0.00	6.80	6.80
Wind - IPP	9.8	0.0	0.0	9.8	13.99	0.00	0.00	13.99
Solar - IPP - Ground Mounted	8.7	0.0	0.0	8.7	19.43	0.00	0.00	19.43
Solar - Roof Top	39.3	0.0	0.0	39.3	23.99	0.00	0.00	23.99
Mini Hydro	66.6	0.0	0.0	66.6	13.67	0.00	0.00	13.67
Municipal Solid Waste	10.2	0.0	0.0	10.2	34.58	0.00	0.00	34.58
Total	300.2	17.7	218.4	536.3	8.73	0.51	6.35	15.60

Note -

Start/Stop costs has been excluded in the calculation

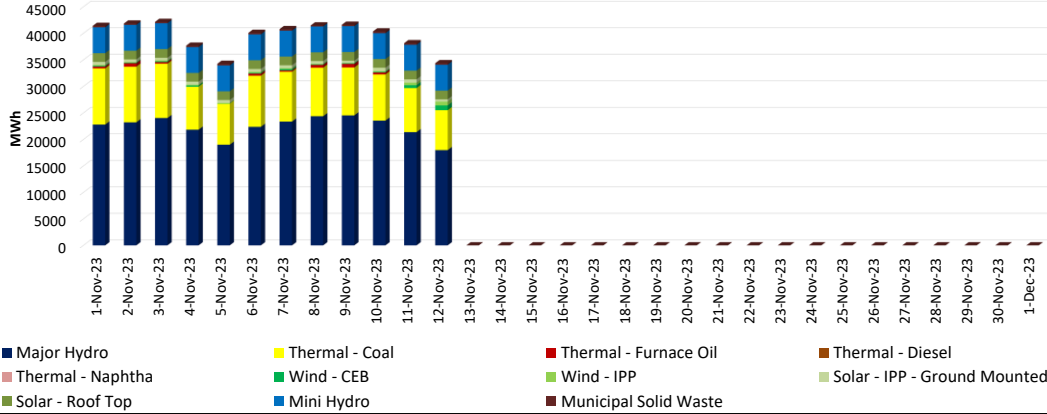
Unit Cost of Generation for the day : **15.60** LKR/kWh
 Total Generation Cost for the day: **536.3** Mn LKR

Fuel Prices

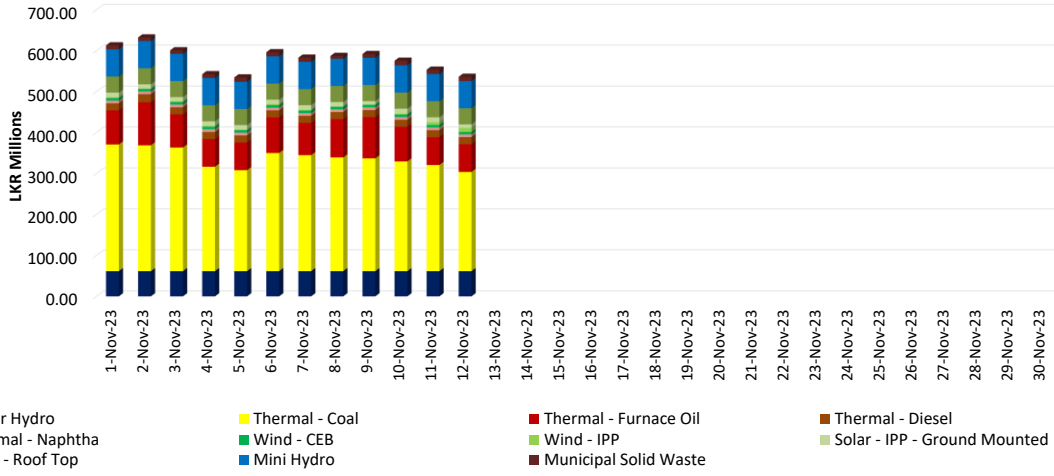
(as at 1st Nov 2023)

	Price (LKR/Liter or LKR/kg)
Furnace	205.00
Coal	53.58
Naphtha	161.00
Auto Diesel	356.00

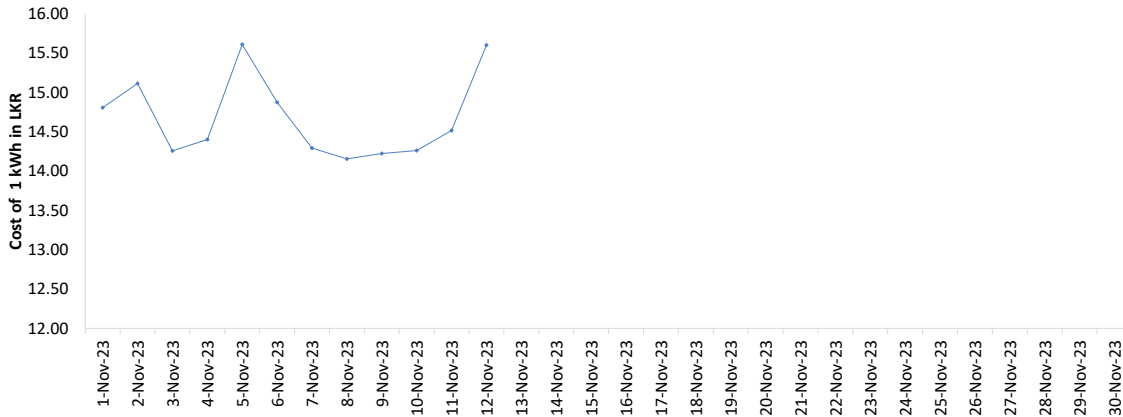
Generation Mix -November 2023

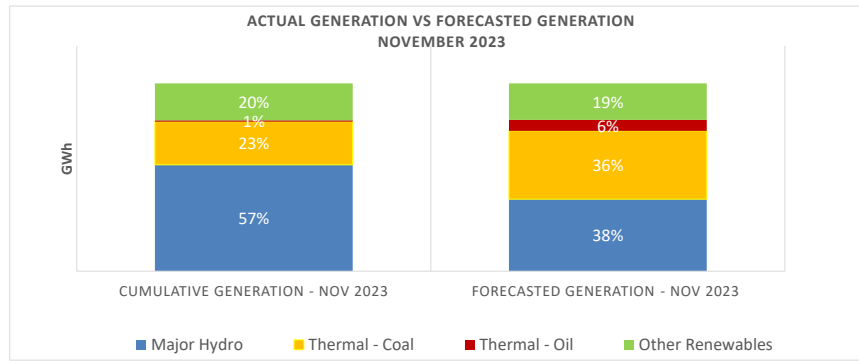


Cost of Generation -November 2023



Per Unit Cost of Generation - November 2023





	Cumulative Generation - November 2023 [GWh]	Forecasted Generation - November 2023 [GWh]
Major Hydro	269	477
Thermal - Coal	109	452
Thermal - Oil	4	73
Other Renewables	93	241
Total	474	1242

Forecasted Generation - SDDP November 2023

Estimated Cost of Generation - November 2023 (Mn LKR)

Major Hydro	738.78 Mn LKR
Thermal - Coal	3314.64 Mn LKR
Thermal - Furnace Oil	985.11 Mn LKR
Thermal - Diesel	208.99 Mn LKR
Thermal - Naphtha	80.40 Mn LKR
Wind - CEB	73.56 Mn LKR
Wind - IPP	33.56 Mn LKR
Solar - IPP - Ground Mounted	128.14 Mn LKR
Solar - Roof Top	472.11 Mn LKR
Mini Hydro	798.87 Mn LKR
Municipal Solid Waste	113.03 Mn LKR
Total Generation Cost (Nov)	6,947.20 Mn LKR
Average Unit Cost of Generation (Nov)	14.65 LKR/kWh