



# Daily Electricity Generation & Cost Estimation Report

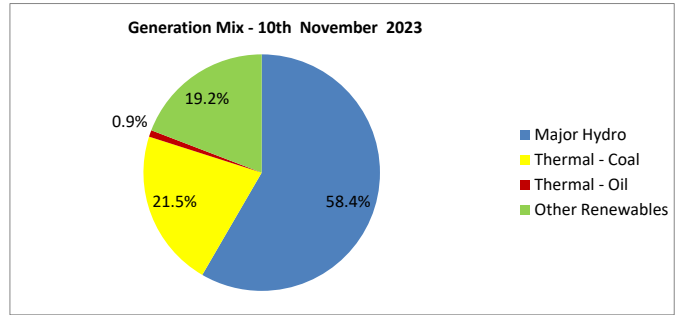
---

10th November 2023



**Daily Generation Mix - 10th November 2023**

Plant Type	Generation (GWh)	Percentage
Major Hydro	23.56	58.4%
Thermal - Coal	8.69	21.5%
Thermal - Furnace Oil	0.37	0.9%
Thermal - Diesel	0.00	0.0%
Thermal - Naphtha	0.00	0.0%
Wind - CEB	0.13	0.3%
Wind - IPP	0.13	0.3%
Solar - IPP - Ground Mounted	0.65	1.6%
Solar - Roof Top	1.64	4.1%
Mini Hydro	4.87	12.1%
Municipal Solid Waste	0.32	0.8%
<b>Total</b>	<b>40.36</b>	



Note - Estimated generation from roof top solar, non-telemetered solar and mini hydro plants has been included in the above figures

**Estimated Generation Cost : 10th November 2023**

Plant Type	Energy Cost (LKR Mn)	Non Fuel Energy Cost (LKR Mn)	Capacity Cost (LKR Mn)	Total Cost of Generation (LKR Mn)	Energy Cost per Unit (LKR/kWh)	Non fuel Energy Cost per Unit (LKR/kWh)	Capacity Charge per Unit (LKR/kWh)	Cost of Electricity per Unit (LKR/kWh)
Major Hydro	0.0	0.0	61.6	61.6	0.00	0.00	2.61	2.61
Thermal - Coal	191.2	8.5	68.3	268.0	22.00	0.97	7.85	30.82
Thermal - Furnace Oil	16.8	6.2	61.6	84.5	45.68	16.84	167.80	230.33
Thermal - Diesel	0.0	1.9	15.3	17.2	0.00	0.00	0.00	0.00
Thermal - Naphtha	0.0	1.2	5.5	6.7	0.00	0.00	0.00	0.00
Wind - CEB	0.0	0.0	6.1	6.1	0.00	0.00	47.89	47.89
Wind - IPP	1.8	0.0	0.0	1.8	13.99	0.00	0.00	13.99
Solar - IPP - Ground Mounted	12.6	0.0	0.0	12.6	19.43	0.00	0.00	19.43
Solar - Roof Top	39.3	0.0	0.0	39.3	23.99	0.00	0.00	23.99
Mini Hydro	66.6	0.0	0.0	66.6	13.67	0.00	0.00	13.67
Municipal Solid Waste	11.0	0.0	0.0	11.0	34.58	0.00	0.00	34.58
<b>Total</b>	<b>339.4</b>	<b>17.7</b>	<b>218.4</b>	<b>575.5</b>	<b>8.41</b>	<b>0.44</b>	<b>5.41</b>	<b>14.26</b>

Note -

Start/Stop costs has been excluded in the calculation

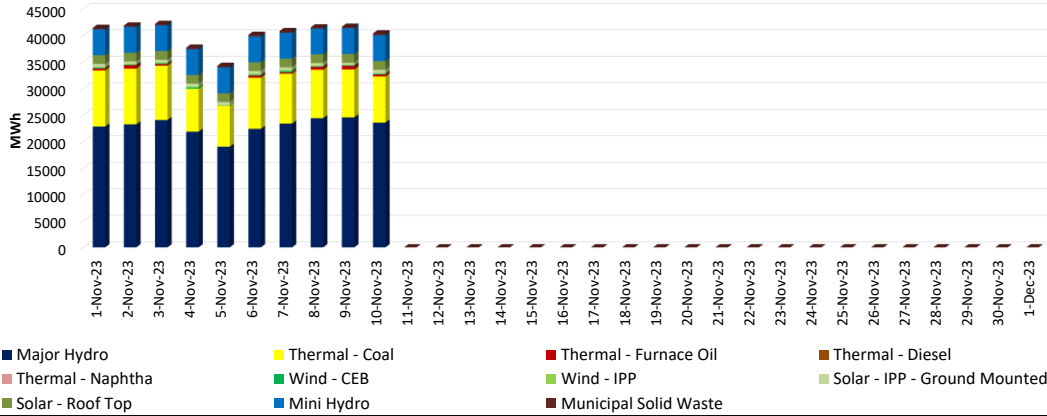
Unit Cost of Generation for the day : **14.26** LKR/kWh  
 Total Generation Cost for the day: **575.5** Mn LKR

**Fuel Prices**

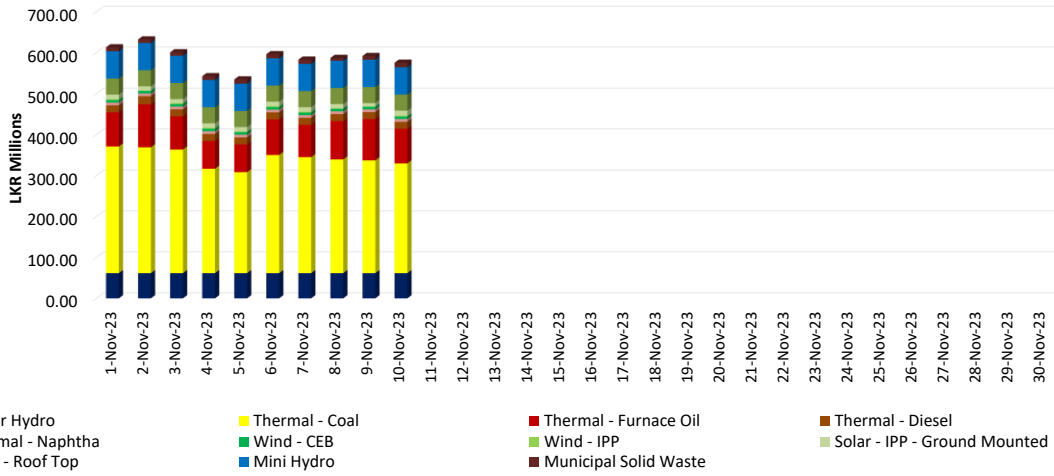
( as at 1st Nov 2023)

	Price (LKR/Liter or LKR/kg)
Furnace	205.00
Coal	53.58
Naphtha	161.00
Auto Diesel	356.00

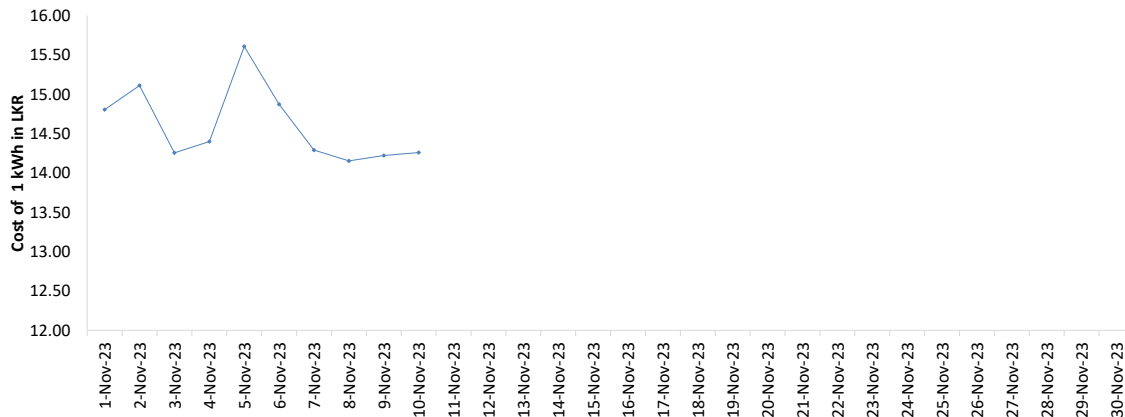
Generation Mix -November 2023

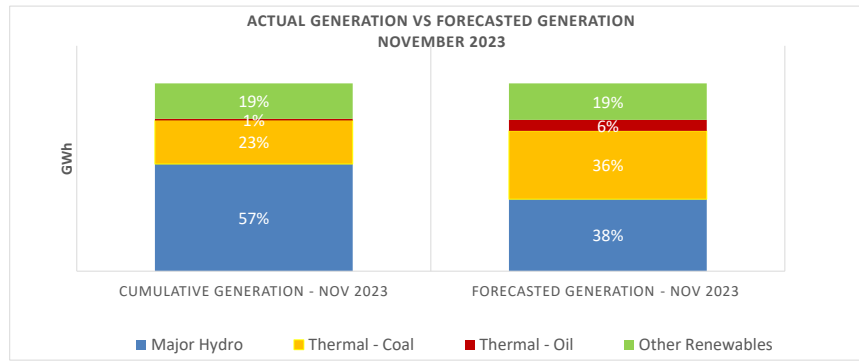


Cost of Generation -November 2023



Per Unit Cost of Generation - November 2023





	Cumulative Generation - November 2023 [GWh]	Forecasted Generation - November 2023 [GWh]
Major Hydro	229	477
Thermal - Coal	93	452
Thermal - Oil	4	73
Other Renewables	76	241
<b>Total</b>	<b>402</b>	<b>1242</b>

Forecasted Generation - SDDP November 2023

**Estimated Cost of Generation - November 2023 ( Mn LKR)**

Major Hydro	615.65 Mn LKR
Thermal - Coal	2813.07 Mn LKR
Thermal - Furnace Oil	849.58 Mn LKR
Thermal - Diesel	174.61 Mn LKR
Thermal - Naphtha	67.00 Mn LKR
Wind - CEB	61.30 Mn LKR
Wind - IPP	17.04 Mn LKR
Solar - IPP - Ground Mounted	107.35 Mn LKR
Solar - Roof Top	393.43 Mn LKR
Mini Hydro	665.73 Mn LKR
Municipal Solid Waste	92.56 Mn LKR
<b>Total Generation Cost (Nov)</b>	<b>5,857.31 Mn LKR</b>
<b>Average Unit Cost of Generation (Nov)</b>	<b>14.58 LKR/kWh</b>