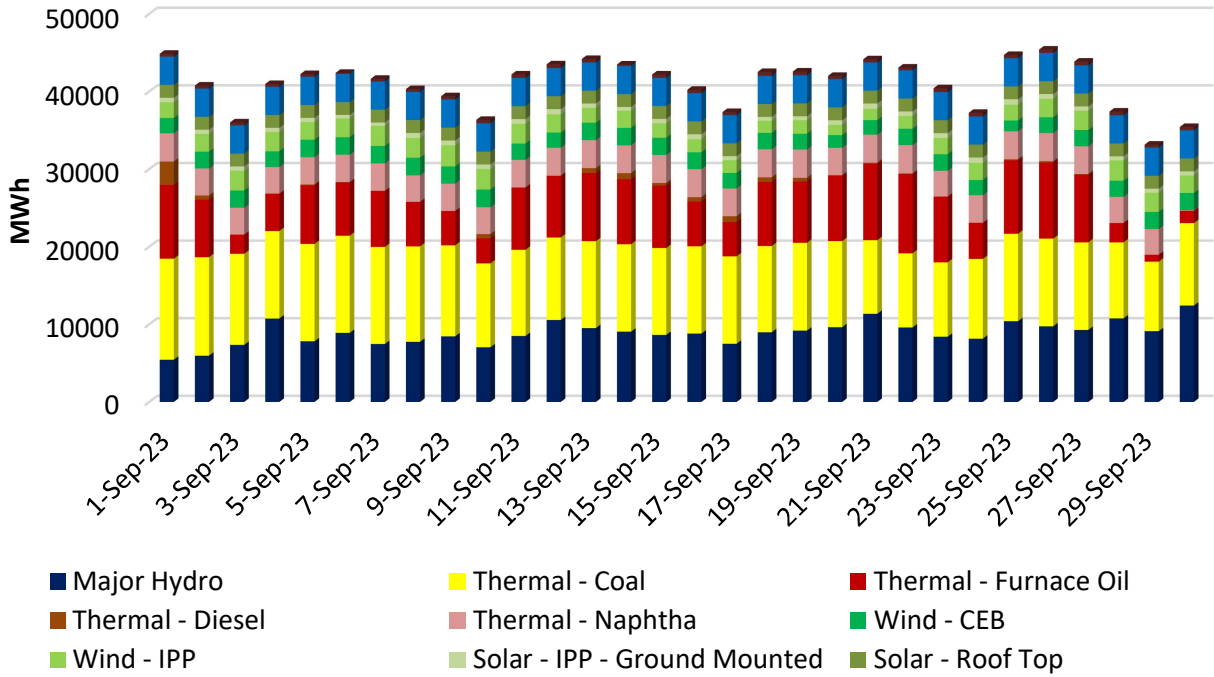
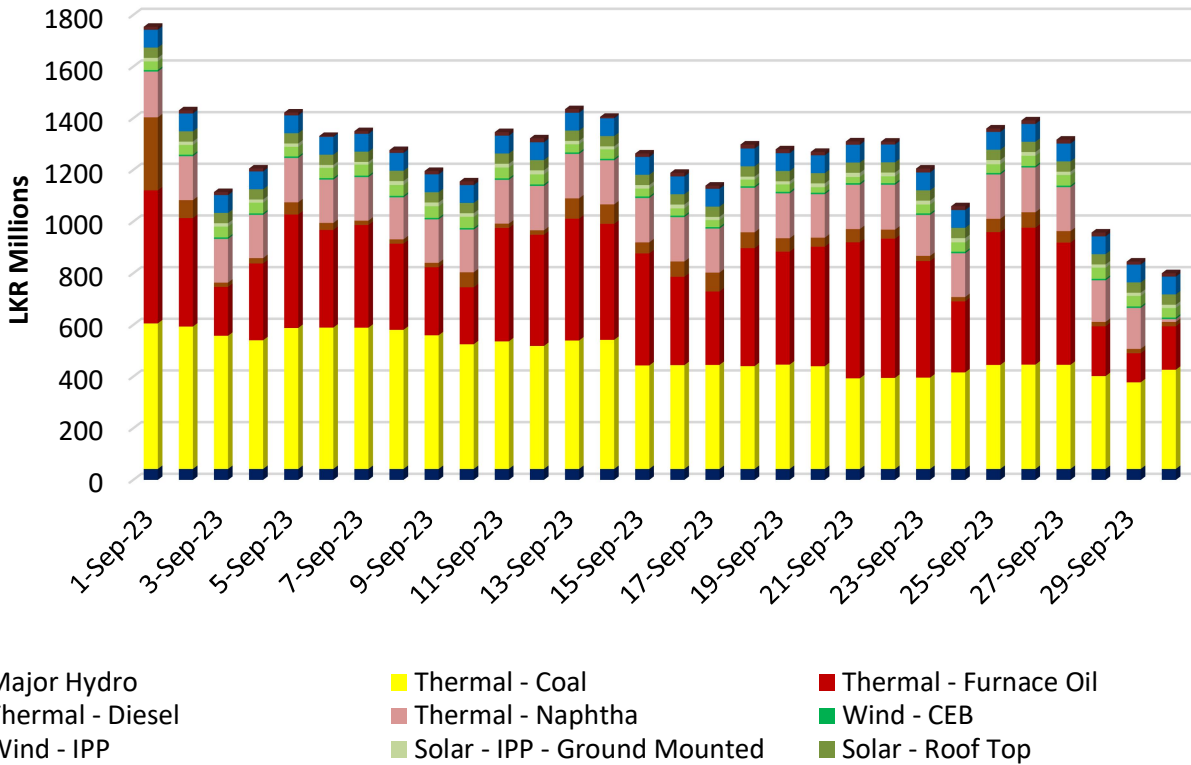


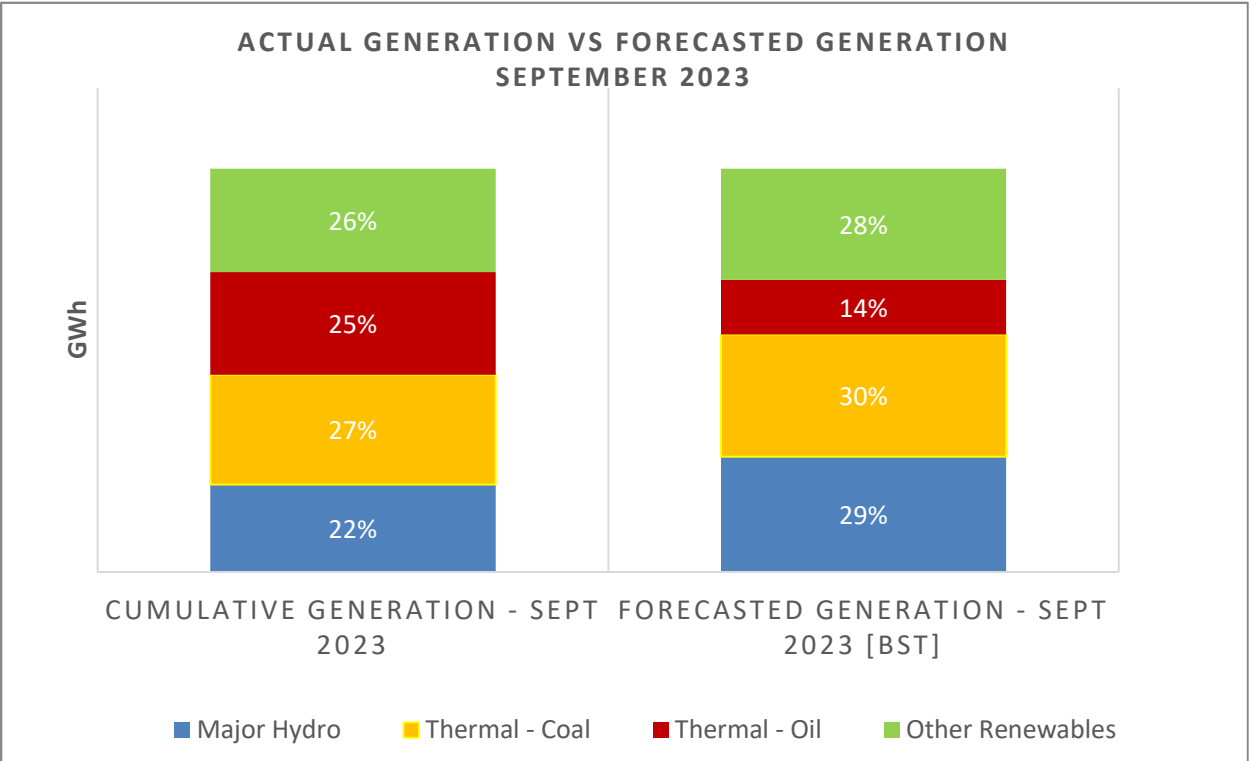
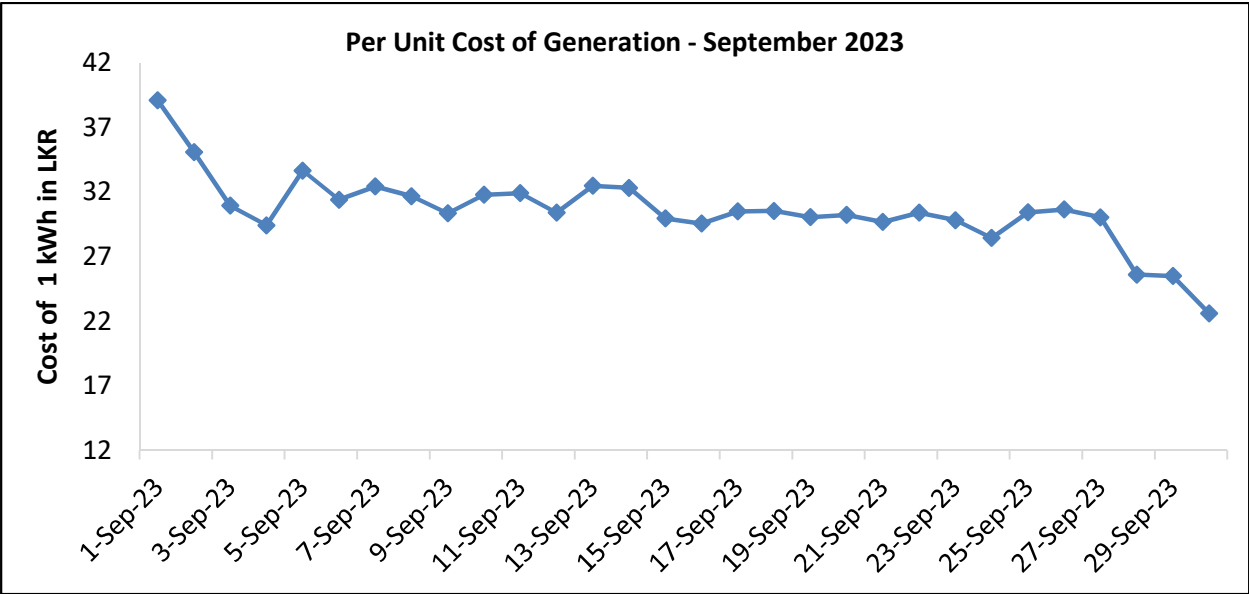
Electricity Generation & Cost Report September 2023

Generation Mix - September 2023



Cost of Generation - September 2023





	Cumulative Generation – Sept 2023 [GWh]	Forecasted Generation [BST] – Sept 2023 [GWh]
Major Hydro	267	365
Thermal - Coal	335	386
Thermal - Oil	313	174
Other Renewables	316	351
Total	1230	1275

Cost of Generation – September 2023 (Mn LKR)

Major Hydro	1274.51	Mn LKR
Thermal - Coal	13397.40	Mn LKR
Thermal - Furnace Oil	11442.02	Mn LKR
Thermal - Diesel	1415.86	Mn LKR
Thermal - Naphtha	4916.77	Mn LKR
Wind - CEB	177.96	Mn LKR
Wind - IPP	1069.23	Mn LKR
Solar - IPP - Ground Mounted	409.07	Mn LKR
Solar - Roof Top	1194.67	Mn LKR
Mini Hydro	2066.96	Mn LKR
Municipal Solid Waste	382.11	Mn LKR

Total Generation Cost (Sept) 37,746.56 Mn LKR

Average Unit Cost of Generation (Sept) 30.68 LKR/kWh

Forecasted Generation Energy Cost (Sept) 29.64 Bn LKR

Actual Generation Energy Cost (Sept) 31.11 Bn LKR

Forecasted Average Generation Energy Cost (Sept) 23.24 LKR/kWh

Actual Average Generation Energy Cost (Sept) 25.29 LKR/kWh

Note -

Start/Stop costs has been excluded in the calculation

Fuel Prices

	Price (LKR/Liter or LKR/kg)
Furnace	189.00
Coal	71.00

	Price (LKR/Liter or LKR/kg)
Naphtha	170.00
Auto Diesel	341.00