



# Daily Electricity Generation & Cost Report

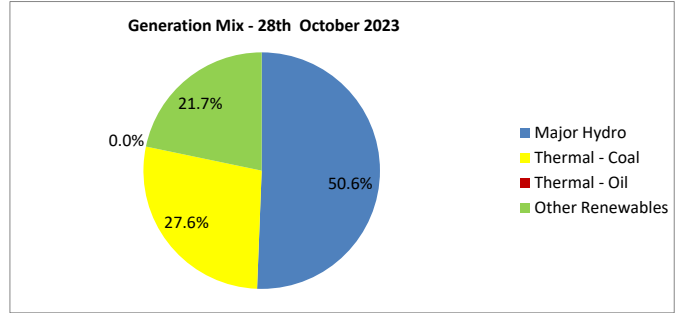
---

28th October 2023



**Daily Generation Mix - 28th October 2023**

Plant Type	Generation (GWh)	Percentage
Major Hydro	18.13	50.6%
Thermal - Coal	9.90	27.6%
Thermal - Furnace Oil	0.00	0.0%
Thermal - Diesel	0.00	0.0%
Thermal - Naphtha	0.00	0.0%
Wind - CEB	0.04	0.1%
Wind - IPP	0.11	0.3%
Solar - IPP - Ground Mounted	0.47	1.3%
Solar - Roof Top	1.93	5.4%
Mini Hydro	4.86	13.6%
Municipal Solid Waste	0.37	1.0%
<b>Total</b>	<b>35.82</b>	



Note - Estimated generation from roof top solar, non-telemetered solar and mini hydro plants has been included in the above figures

**Estimated Generation Cost : 28th October 2023**

Plant Type	Energy Cost (LKR Mn)	Non Fuel Energy Cost (LKR Mn)	Capacity Cost (LKR Mn)	Total Cost of Generation (LKR Mn)	Energy Cost per Unit (LKR/kWh)	Non fuel Energy Cost per Unit (LKR/kWh)	Capacity Charge per Unit (LKR/kWh)	Cost of Electricity per Unit (LKR/kWh)
Major Hydro	0.0	0.0	43.6	43.6	0.00	0.00	2.41	2.41
Thermal - Coal	207.3	8.2	66.1	281.5	20.94	0.83	6.67	28.44
Thermal - Furnace Oil	0.0	6.0	55.3	61.2	0.00	0.00	0.00	0.00
Thermal - Diesel	0.0	1.8	14.8	16.6	0.00	0.00	0.00	0.00
Thermal - Naphtha	0.0	1.2	5.3	6.5	0.00	0.00	0.00	0.00
Wind - CEB	0.0	0.0	5.9	5.9	0.00	0.00	141.24	141.24
Wind - IPP	1.6	0.0	0.0	1.6	13.99	0.00	0.00	13.99
Solar - IPP - Ground Mounted	9.2	0.0	0.0	9.2	19.43	0.00	0.00	19.43
Solar - Roof Top	46.3	0.0	0.0	46.3	23.99	0.00	0.00	23.99
Mini Hydro	66.4	0.0	0.0	66.4	13.67	0.00	0.00	13.67
Municipal Solid Waste	12.7	0.0	0.0	12.7	34.58	0.00	0.00	34.58
<b>Total</b>	<b>343.5</b>	<b>17.1</b>	<b>191.0</b>	<b>551.6</b>	<b>9.59</b>	<b>0.48</b>	<b>5.33</b>	<b>15.40</b>

Note -

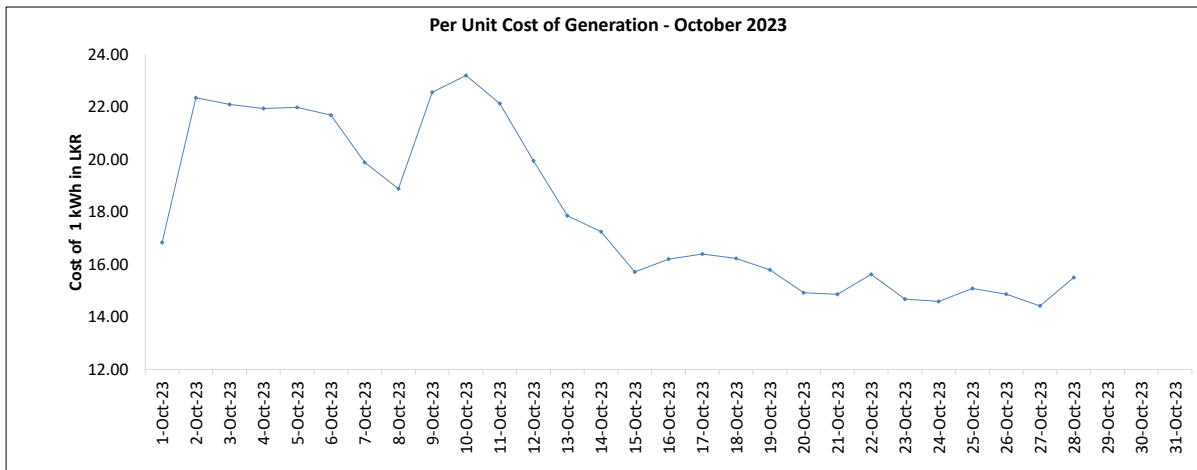
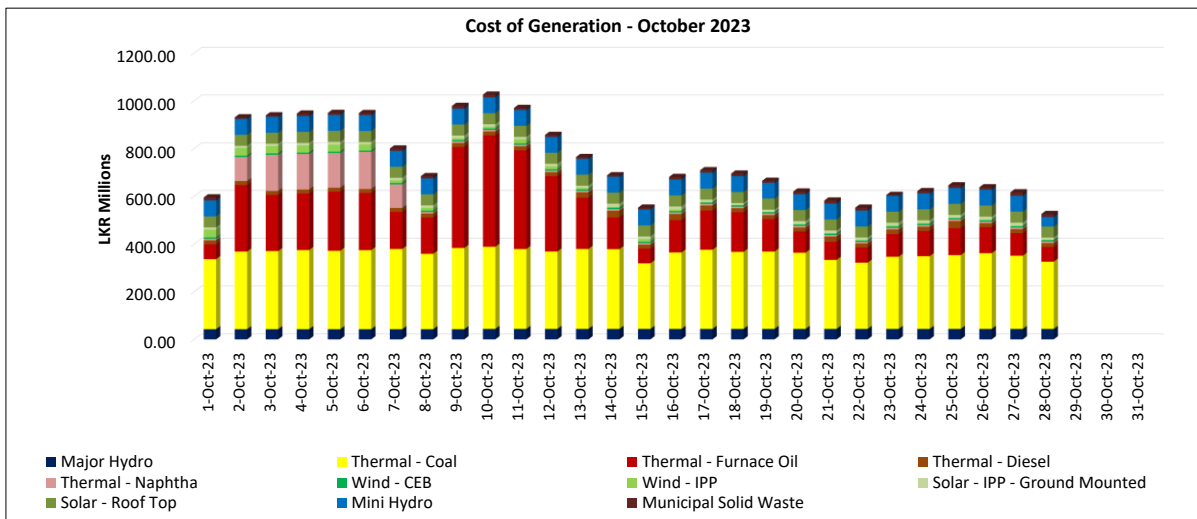
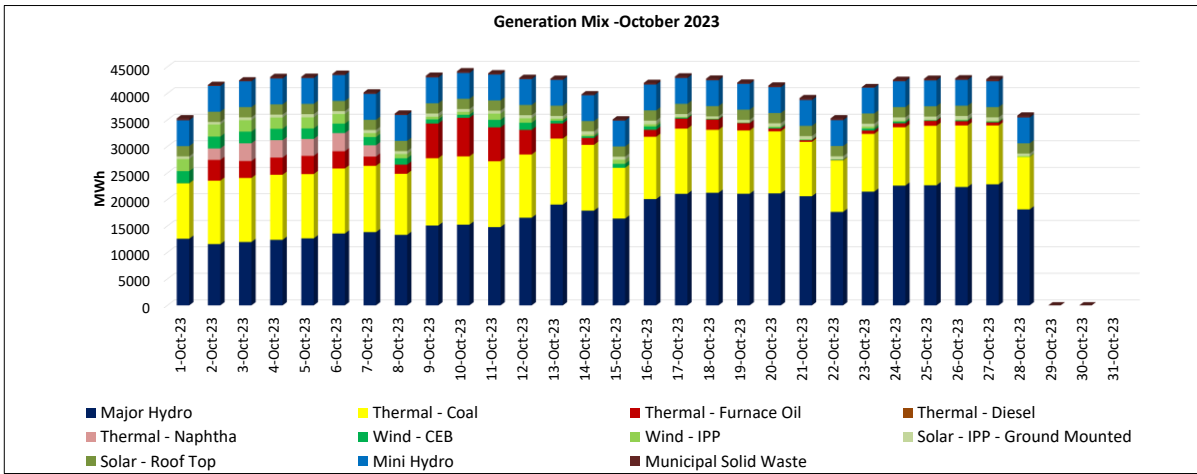
Start/Stop costs has been excluded in the calculation

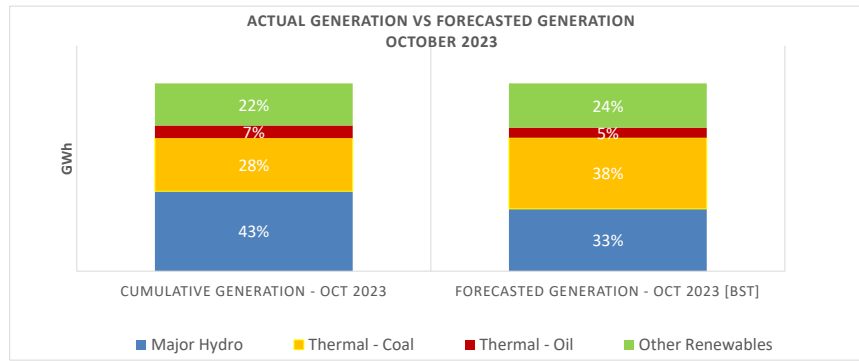
Unit Cost of Generation for the day : **15.40** LKR/kWh  
 Total Generation Cost for the day: **551.6** Mn LKR

**Fuel Prices**

( as at 2nd Oct 2023)

	Price (LKR/Liter or LKR/kg)
Furnace	240.00
Coal	51.00
Naphtha	161.00
Auto Diesel	351.00





	Cumulative Generation - October 2023 [GWh]	Forecasted Generation [BST] - October 2023 [GWh]
Major Hydro	490	432
Thermal - Coal	325	494
Thermal - Oil	78	70
Other Renewables	258	307
<b>Total</b>	<b>1151</b>	<b>1303</b>

**Estimated Cost of Generation - October 2023 ( Mn LKR)**

Major Hydro	1211.09 Mn LKR
Thermal - Coal	8879.27 Mn LKR
Thermal - Furnace Oil	5040.62 Mn LKR
Thermal - Diesel	518.85 Mn LKR
Thermal - Naphtha	942.38 Mn LKR
Wind - CEB	166.10 Mn LKR
Wind - IPP	291.51 Mn LKR
Solar - IPP - Ground Mounted	310.92 Mn LKR
Solar - Roof Top	1296.39 Mn LKR
Mini Hydro	1833.34 Mn LKR
Municipal Solid Waste	266.02 Mn LKR
<b>Total Generation Cost (Oct)</b>	<b>20,756.48 Mn LKR</b>
<b>Average Unit Cost of Generation (Oct)</b>	<b>18.04 LKR/kWh</b>