



# Daily Electricity Generation & Cost Report

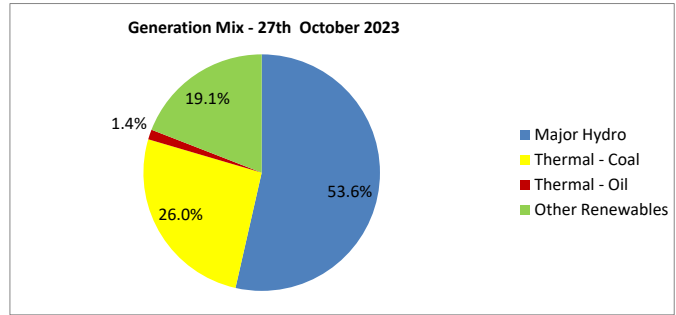
---

27th October 2023



**Daily Generation Mix - 27th October 2023**

Plant Type	Generation (GWh)	Percentage
Major Hydro	22.86	53.6%
Thermal - Coal	11.09	26.0%
Thermal - Furnace Oil	0.58	1.4%
Thermal - Diesel	0.00	0.0%
Thermal - Naphtha	0.00	0.0%
Wind - CEB	0.14	0.3%
Wind - IPP	0.16	0.4%
Solar - IPP - Ground Mounted	0.65	1.5%
Solar - Roof Top	1.93	4.5%
Mini Hydro	4.86	11.4%
Municipal Solid Waste	0.41	1.0%
<b>Total</b>	<b>42.68</b>	



Note - Estimated generation from roof top solar, non-telemetered solar and mini hydro plants has been included in the above figures

**Estimated Generation Cost : 27th October 2023**

Plant Type	Energy Cost (LKR Mn)	Non Fuel Energy Cost (LKR Mn)	Capacity Cost (LKR Mn)	Total Cost of Generation (LKR Mn)	Energy Cost per Unit (LKR/kWh)	Non fuel Energy Cost per Unit (LKR/kWh)	Capacity Charge per Unit (LKR/kWh)	Cost of Electricity per Unit (LKR/kWh)
Major Hydro	0.0	0.0	43.6	43.6	0.00	0.00	1.91	1.91
Thermal - Coal	232.3	8.2	66.1	306.5	20.94	0.74	5.96	27.63
Thermal - Furnace Oil	32.0	6.7	55.8	94.5	55.26	11.55	96.35	163.16
Thermal - Diesel	0.0	1.8	14.8	16.6	0.00	0.00	0.00	0.00
Thermal - Naphtha	0.0	1.2	5.3	6.5	0.00	0.00	0.00	0.00
Wind - CEB	0.0	0.0	5.9	5.9	0.00	0.00	42.07	42.07
Wind - IPP	2.2	0.0	0.0	2.2	13.99	0.00	0.00	13.99
Solar - IPP - Ground Mounted	12.7	0.0	0.0	12.7	19.43	0.00	0.00	19.43
Solar - Roof Top	46.3	0.0	0.0	46.3	23.99	0.00	0.00	23.99
Mini Hydro	66.4	0.0	0.0	66.4	13.67	0.00	0.00	13.67
Municipal Solid Waste	14.2	0.0	0.0	14.2	34.58	0.00	0.00	34.58
<b>Total</b>	<b>406.1</b>	<b>17.8</b>	<b>191.6</b>	<b>615.5</b>	<b>9.51</b>	<b>0.42</b>	<b>4.49</b>	<b>14.42</b>

Note -

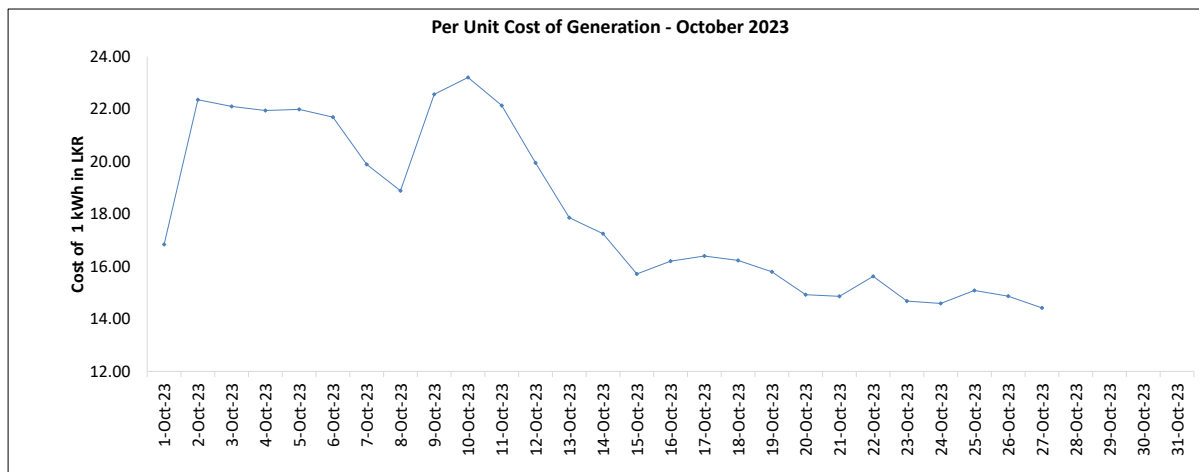
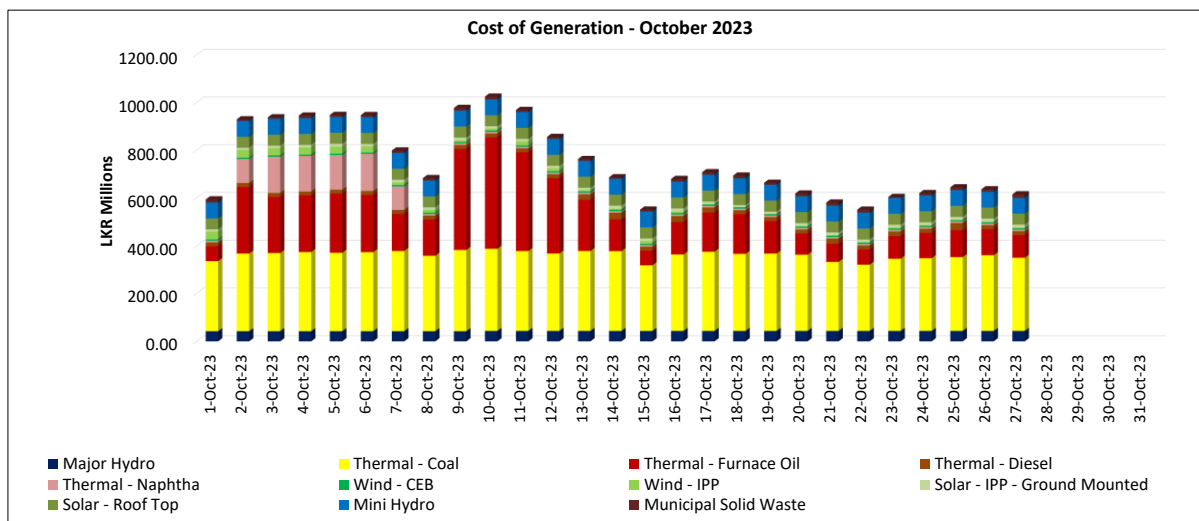
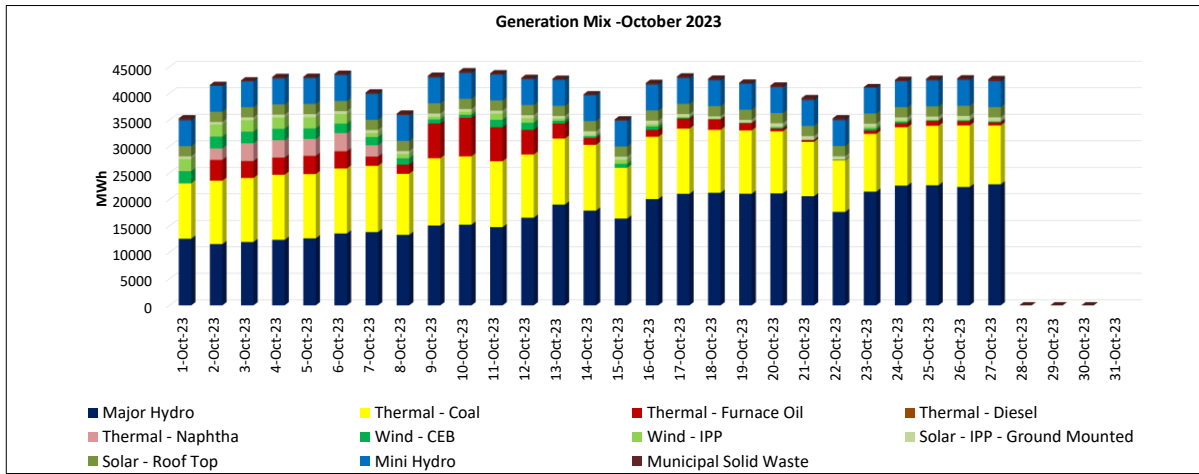
Start/Stop costs has been excluded in the calculation

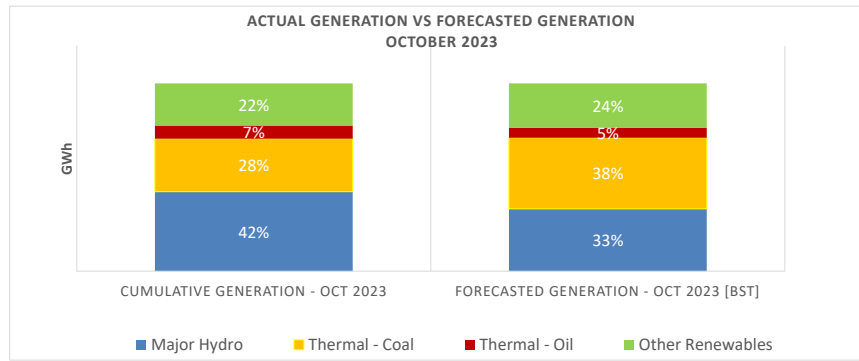
Unit Cost of Generation for the day : **14.42** LKR/kWh  
 Total Generation Cost for the day: **615.5** Mn LKR

**Fuel Prices**

( as at 2nd Oct 2023)

	Price (LKR/Liter or LKR/kg)
Furnace	240.00
Coal	51.00
Naphtha	161.00
Auto Diesel	351.00





	Cumulative Generation - October 2023 [GWh]	Forecasted Generation [BST] - October 2023 [GWh]
Major Hydro	472	432
Thermal - Coal	315	494
Thermal - Oil	78	70
Other Renewables	250	307
<b>Total</b>	<b>1115</b>	<b>1303</b>

**Estimated Cost of Generation - October 2023 ( Mn LKR)**

Major Hydro	1167.47 Mn LKR
Thermal - Coal	8597.74 Mn LKR
Thermal - Furnace Oil	4979.37 Mn LKR
Thermal - Diesel	502.21 Mn LKR
Thermal - Naphtha	935.90 Mn LKR
Wind - CEB	160.16 Mn LKR
Wind - IPP	289.91 Mn LKR
Solar - IPP - Ground Mounted	301.75 Mn LKR
Solar - Roof Top	1250.09 Mn LKR
Mini Hydro	1793.78 Mn LKR
Municipal Solid Waste	253.33 Mn LKR
<b>Total Generation Cost (Oct)</b>	<b>20,231.72 Mn LKR</b>
<b>Average Unit Cost of Generation (Oct)</b>	<b>18.14 LKR/kWh</b>