



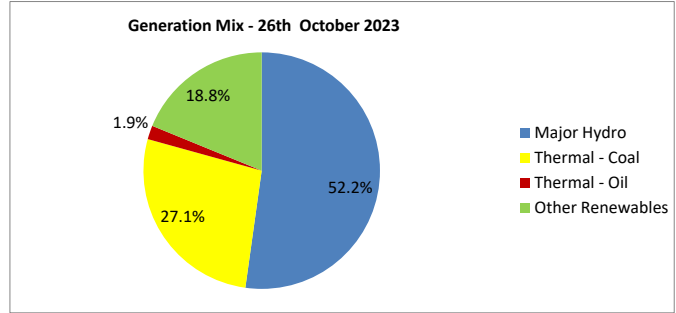
Daily Electricity Generation & Cost Report

26th October 2023



Daily Generation Mix - 26th October 2023

Plant Type	Generation (GWh)	Percentage
Major Hydro	22.36	52.2%
Thermal - Coal	11.60	27.1%
Thermal - Furnace Oil	0.81	1.9%
Thermal - Diesel	0.00	0.0%
Thermal - Naphtha	0.00	0.0%
Wind - CEB	0.15	0.4%
Wind - IPP	0.14	0.3%
Solar - IPP - Ground Mounted	0.69	1.6%
Solar - Roof Top	1.93	4.5%
Mini Hydro	4.86	11.4%
Municipal Solid Waste	0.29	0.7%
Total	42.82	



Note - Estimated generation from roof top solar, non-telemetered solar and mini hydro plants has been included in the above figures

Estimated Generation Cost : 26th October 2023

Plant Type	Energy Cost (LKR Mn)	Non Fuel Energy Cost (LKR Mn)	Capacity Cost (LKR Mn)	Total Cost of Generation (LKR Mn)	Energy Cost per Unit (LKR/kWh)	Non fuel Energy Cost per Unit (LKR/kWh)	Capacity Charge per Unit (LKR/kWh)	Cost of Electricity per Unit (LKR/kWh)
Major Hydro	0.0	0.0	43.6	43.6	0.00	0.00	1.95	1.95
Thermal - Coal	242.8	8.2	66.1	317.1	20.94	0.71	5.70	27.34
Thermal - Furnace Oil	45.3	7.3	56.3	108.9	56.05	9.09	69.63	134.78
Thermal - Diesel	0.0	1.8	14.8	16.6	0.00	0.00	0.00	0.00
Thermal - Naphtha	0.0	1.2	5.3	6.5	0.00	0.00	0.00	0.00
Wind - CEB	0.0	0.0	5.9	5.9	0.00	0.00	38.52	38.52
Wind - IPP	2.0	0.0	0.0	2.0	13.99	0.00	0.00	13.99
Solar - IPP - Ground Mounted	13.3	0.0	0.0	13.3	19.43	0.00	0.00	19.43
Solar - Roof Top	46.3	0.0	0.0	46.3	23.99	0.00	0.00	23.99
Mini Hydro	66.4	0.0	0.0	66.4	13.67	0.00	0.00	13.67
Municipal Solid Waste	9.9	0.0	0.0	9.9	34.58	0.00	0.00	34.58
Total	426.0	18.5	192.0	636.6	9.95	0.43	4.49	14.87

Note -

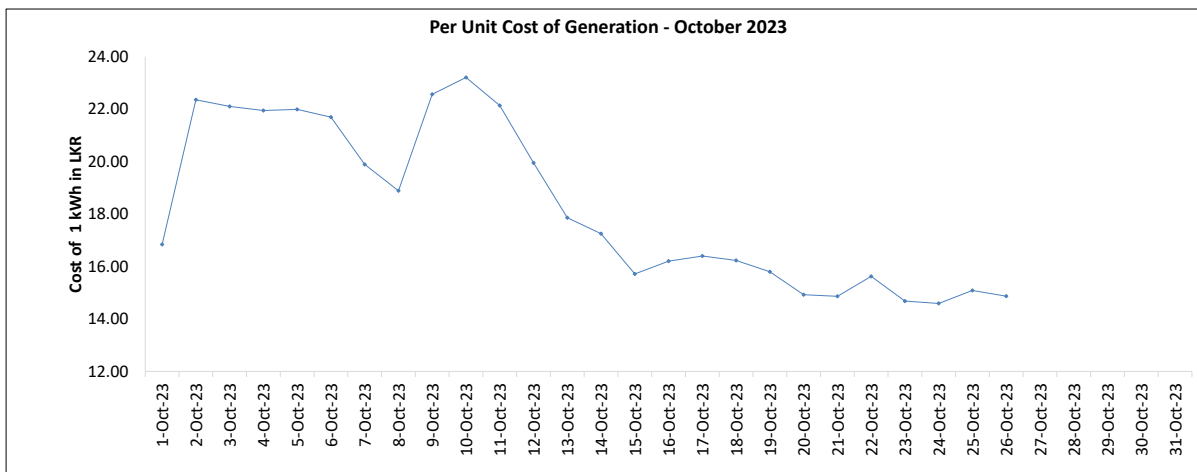
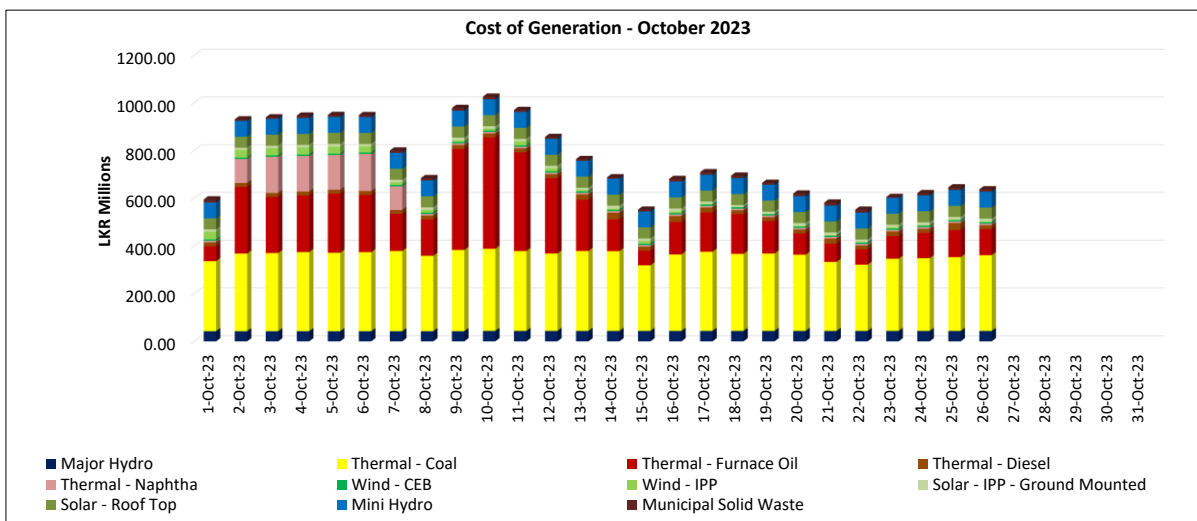
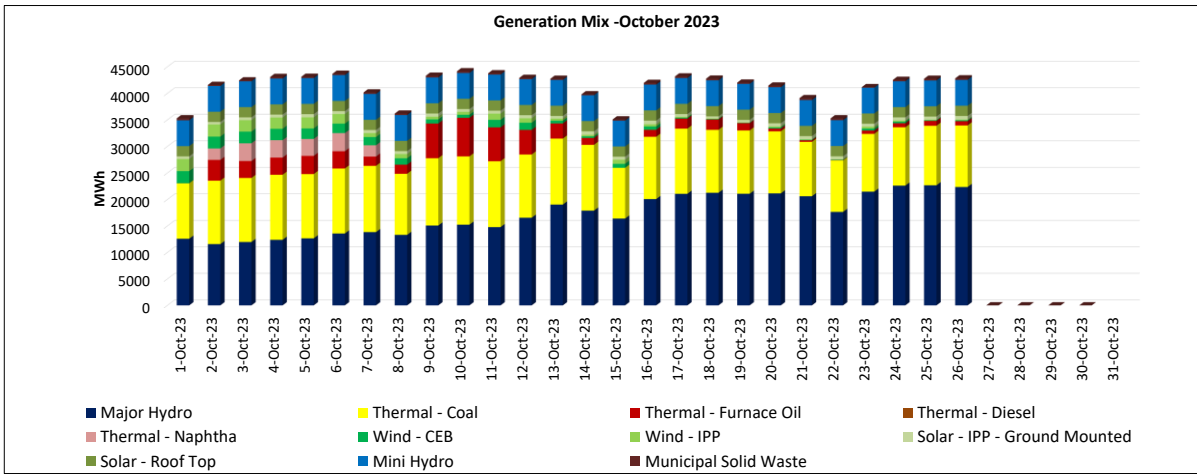
Start/Stop costs has been excluded in the calculation

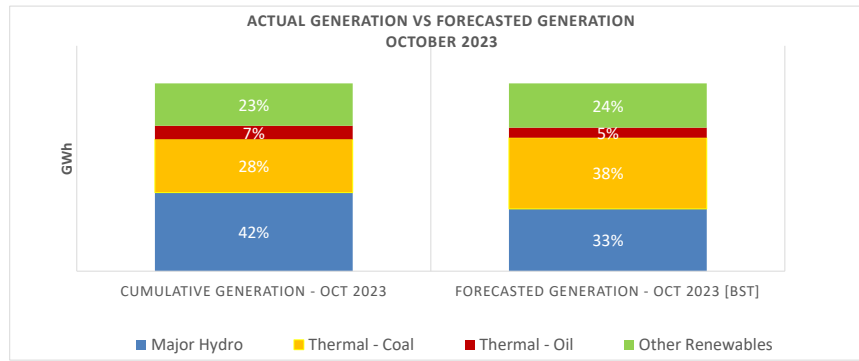
Unit Cost of Generation for the day : **14.87** LKR/kWh
 Total Generation Cost for the day: **636.6** Mn LKR

Fuel Prices

(as at 2nd Oct 2023)

	Price (LKR/Liter or LKR/kg)
Furnace	240.00
Coal	51.00
Naphtha	161.00
Auto Diesel	351.00





	Cumulative Generation - October 2023 [GWh]	Forecasted Generation [BST] - October 2023 [GWh]
Major Hydro	449	432
Thermal - Coal	304	494
Thermal - Oil	78	70
Other Renewables	242	307
Total	1072	1303

Estimated Cost of Generation - October 2023 (Mn LKR)

Major Hydro	1123.86 Mn LKR
Thermal - Coal	8291.21 Mn LKR
Thermal - Furnace Oil	4884.90 Mn LKR
Thermal - Diesel	485.58 Mn LKR
Thermal - Naphtha	929.41 Mn LKR
Wind - CEB	154.23 Mn LKR
Wind - IPP	287.75 Mn LKR
Solar - IPP - Ground Mounted	289.06 Mn LKR
Solar - Roof Top	1203.79 Mn LKR
Mini Hydro	1727.34 Mn LKR
Municipal Solid Waste	239.12 Mn LKR
Total Generation Cost (Oct)	19,616.24 Mn LKR
Average Unit Cost of Generation (Oct)	18.29 LKR/kWh