



# Daily Electricity Generation & Cost Report

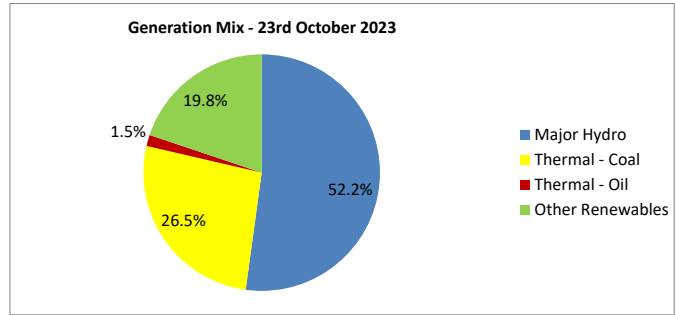
---

23rd October 2023



**Daily Generation Mix - 23rd October 2023**

Plant Type	Generation (GWh)	Percentage
Major Hydro	21.48	52.2%
Thermal - Coal	10.89	26.5%
Thermal - Furnace Oil	0.62	1.5%
Thermal - Diesel	0.01	0.0%
Thermal - Naphtha	0.00	0.0%
Wind - CEB	0.37	0.9%
Wind - IPP	0.35	0.9%
Solar - IPP - Ground Mounted	0.56	1.4%
Solar - Roof Top	1.93	4.7%
Mini Hydro	4.86	11.8%
Municipal Solid Waste	0.10	0.2%
<b>Total</b>	<b>41.17</b>	



Note – Estimated generation from roof top solar, non-telemetered solar and mini hydro plants has been included in the above figures

**Estimated Generation Cost : 23rd October 2023**

Plant Type	Energy Cost (LKR Mn)	Non Fuel Energy Cost (LKR Mn)	Capacity Cost (LKR Mn)	Total Cost of Generation (LKR Mn)	Energy Cost per Unit (LKR/kWh)	Non fuel Energy Cost per Unit (LKR/kWh)	Capacity Charge per Unit (LKR/kWh)	Cost of Electricity per Unit (LKR/kWh)
Major Hydro	0.0	0.0	43.6	43.6	0.00	0.00	2.03	2.03
Thermal - Coal	228.1	8.2	66.1	302.3	20.94	0.75	6.07	27.75
Thermal - Furnace Oil	33.2	6.1	55.3	94.6	53.80	9.81	89.50	153.11
Thermal - Diesel	2.8	1.8	14.8	19.5	256.66	164.68	1347.83	1769.16
Thermal - Naphtha	0.0	1.2	5.3	6.5	0.00	0.00	0.00	0.00
Wind - CEB	0.0	0.0	5.9	5.9	0.00	0.00	16.12	16.12
Wind - IPP	4.9	0.0	0.0	4.9	13.99	0.00	0.00	13.99
Solar - IPP - Ground Mounted	11.0	0.0	0.0	11.0	19.43	0.00	0.00	19.43
Solar - Roof Top	46.3	0.0	0.0	46.3	23.99	0.00	0.00	23.99
Mini Hydro	66.4	0.0	0.0	66.4	13.67	0.00	0.00	13.67
Municipal Solid Waste	3.3	0.0	0.0	3.3	34.58	0.00	0.00	34.58
<b>Total</b>	<b>396.0</b>	<b>17.2</b>	<b>191.1</b>	<b>604.3</b>	<b>9.62</b>	<b>0.42</b>	<b>4.64</b>	<b>14.68</b>

Note -

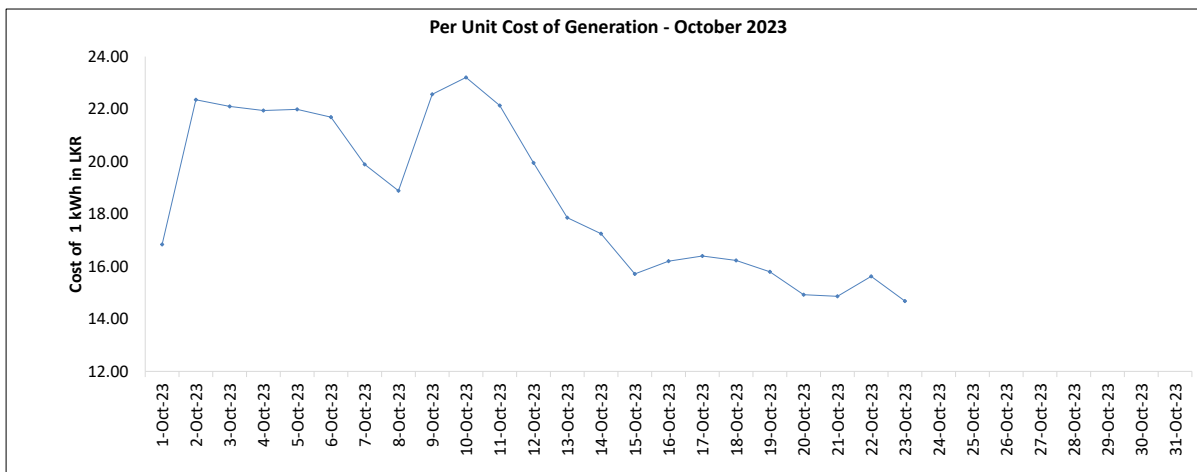
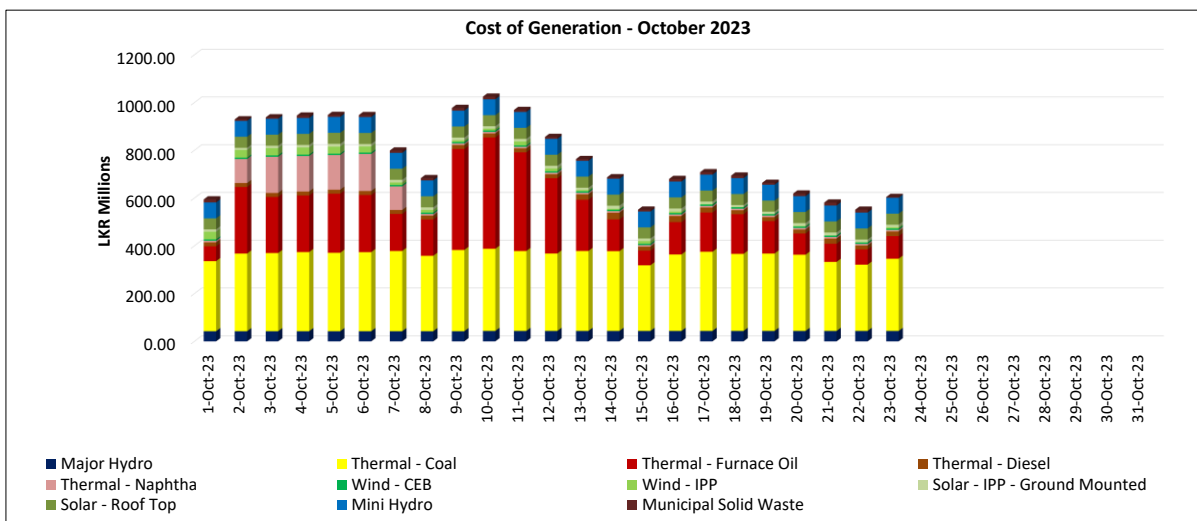
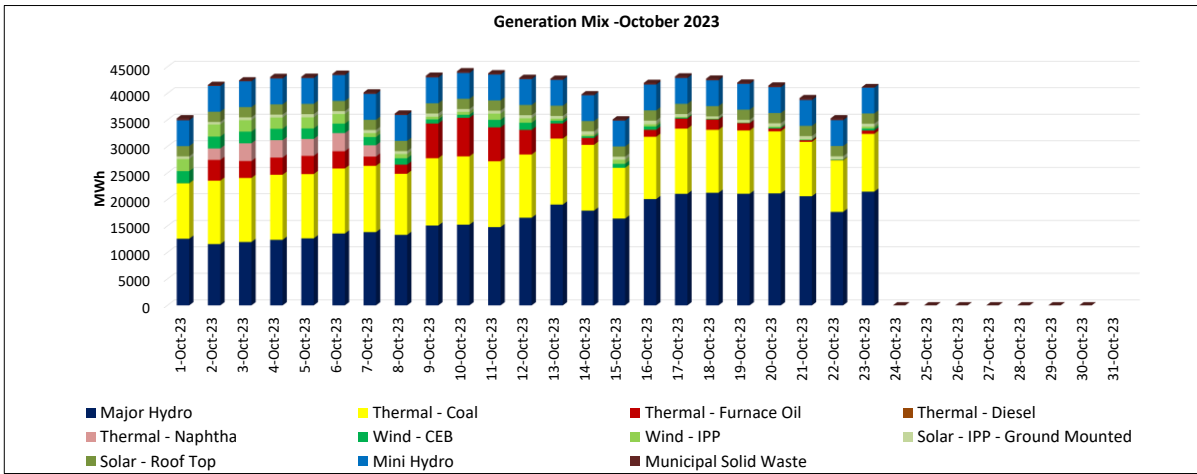
Start/Stop costs has been excluded in the calculation

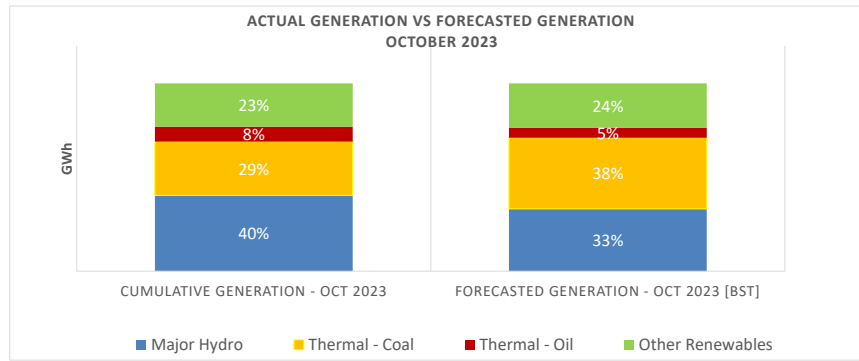
Unit Cost of Generation for the day : **14.68** LKR/kWh  
 Total Generation Cost for the day: **604.3** Mn LKR

**Fuel Prices**

( as at 2nd Oct 2023)

	Price (LKR/Liter or LKR/kg)
Furnace	240.00
Coal	51.00
Naphtha	161.00
Auto Diesel	351.00





	Cumulative Generation - October 2023 [GWh]	Forecasted Generation [BST] - October 2023 [GWh]
Major Hydro	381	432
Thermal - Coal	270	494
Thermal - Oil	75	70
Other Renewables	218	307
<b>Total</b>	<b>944</b>	<b>1303</b>

**Estimated Cost of Generation - October 2023 ( Mn LKR)**

Major Hydro	993.00 Mn LKR
Thermal - Coal	7360.73 Mn LKR
Thermal - Furnace Oil	4557.26 Mn LKR
Thermal - Diesel	421.50 Mn LKR
Thermal - Naphtha	909.96 Mn LKR
Wind - CEB	136.44 Mn LKR
Wind - IPP	282.08 Mn LKR
Solar - IPP - Ground Mounted	251.42 Mn LKR
Solar - Roof Top	1064.89 Mn LKR
Mini Hydro	1528.03 Mn LKR
Municipal Solid Waste	209.08 Mn LKR
<b>Total Generation Cost (Oct)</b>	<b>17,714.39 Mn LKR</b>
<b>Average Unit Cost of Generation (Oct)</b>	<b>18.76 LKR/kWh</b>