



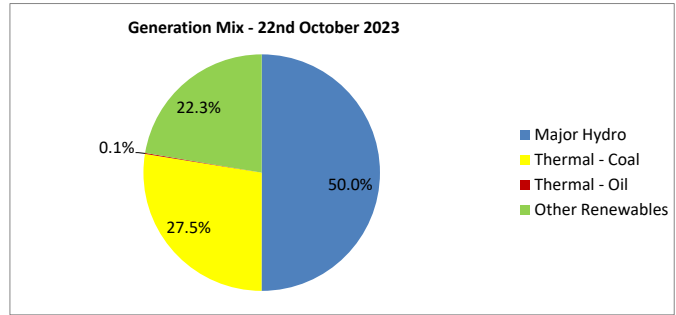
Daily Electricity Generation & Cost Report

22nd October 2023



Daily Generation Mix - 22nd October 2023

Plant Type	Generation (GWh)	Percentage
Major Hydro	17.65	50.0%
Thermal - Coal	9.71	27.5%
Thermal - Furnace Oil	0.05	0.1%
Thermal - Diesel	0.00	0.0%
Thermal - Naphtha	0.00	0.0%
Wind - CEB	0.08	0.2%
Wind - IPP	0.08	0.2%
Solar - IPP - Ground Mounted	0.58	1.7%
Solar - Roof Top	1.93	5.5%
Mini Hydro	4.86	13.8%
Municipal Solid Waste	0.35	1.0%
Total	35.29	



Note - Estimated generation from roof top solar, non-telemetered solar and mini hydro plants has been included in the above figures

Estimated Generation Cost : 22nd October 2023

Plant Type	Energy Cost (LKR Mn)	Non Fuel Energy Cost (LKR Mn)	Capacity Cost (LKR Mn)	Total Cost of Generation (LKR Mn)	Energy Cost per Unit (LKR/kWh)	Non fuel Energy Cost per Unit (LKR/kWh)	Capacity Charge per Unit (LKR/kWh)	Cost of Electricity per Unit (LKR/kWh)
Major Hydro	0.0	0.0	43.6	43.6	0.00	0.00	2.47	2.47
Thermal - Coal	203.2	8.2	66.1	277.5	20.94	0.84	6.81	28.59
Thermal - Furnace Oil	2.5	6.0	55.3	63.8	53.41	127.29	1175.79	1356.49
Thermal - Diesel	0.0	1.8	14.8	16.6	0.00	0.00	0.00	0.00
Thermal - Naphtha	0.0	1.2	5.3	6.5	0.00	0.00	0.00	0.00
Wind - CEB	0.0	0.0	5.9	5.9	0.00	0.00	79.09	79.09
Wind - IPP	1.2	0.0	0.0	1.2	13.99	0.00	0.00	13.99
Solar - IPP - Ground Mounted	11.3	0.0	0.0	11.3	19.43	0.00	0.00	19.43
Solar - Roof Top	46.3	0.0	0.0	46.3	23.99	0.00	0.00	23.99
Mini Hydro	66.4	0.0	0.0	66.4	13.67	0.00	0.00	13.67
Municipal Solid Waste	12.1	0.0	0.0	12.1	34.58	0.00	0.00	34.58
Total	343.1	17.1	191.0	551.2	9.72	0.49	5.41	15.62

Note -

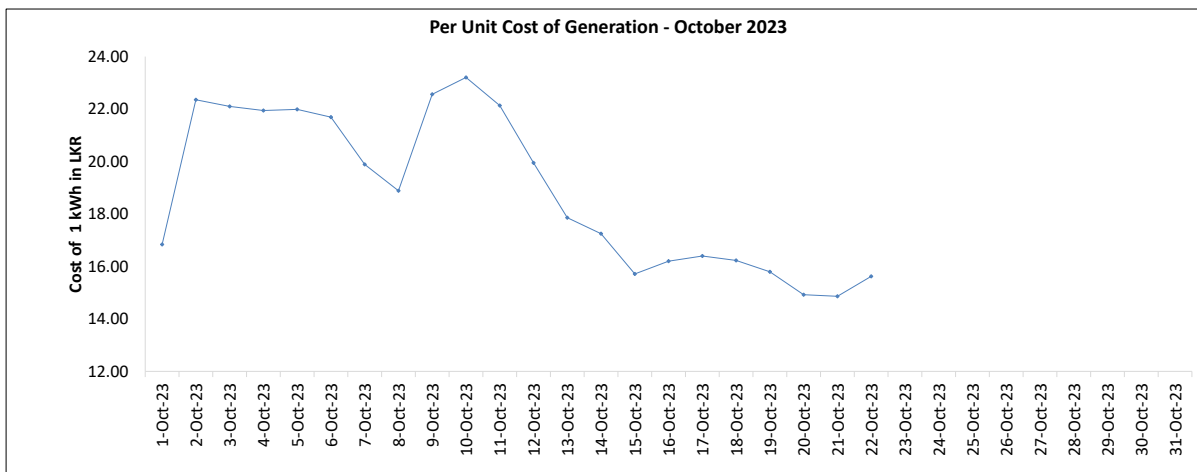
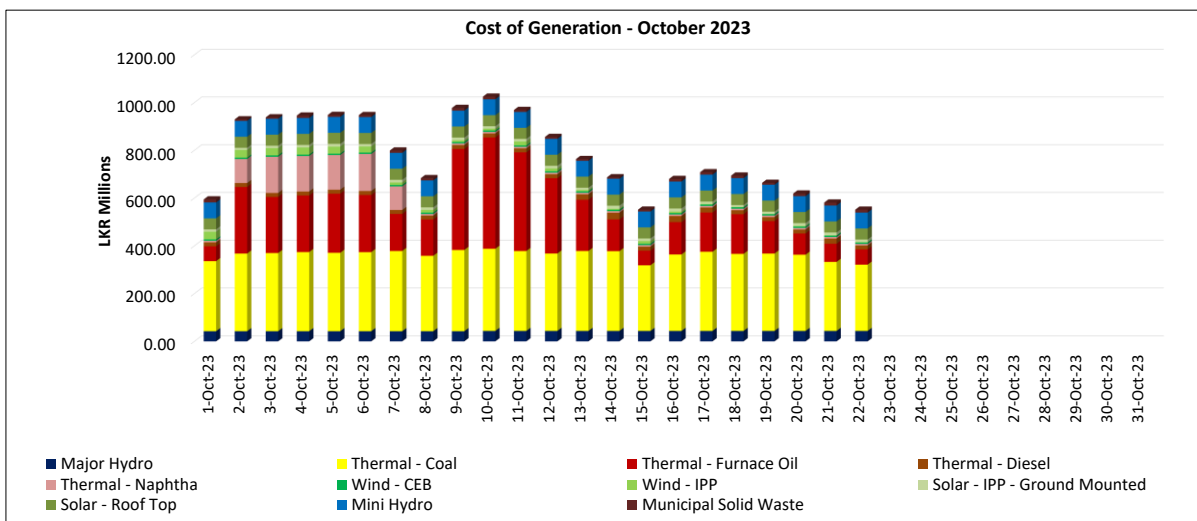
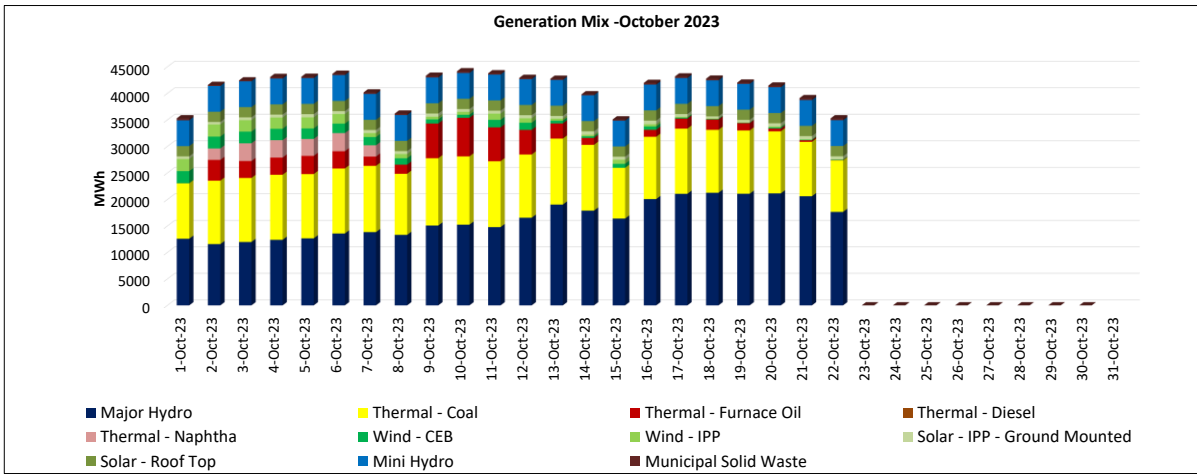
Start/Stop costs has been excluded in the calculation

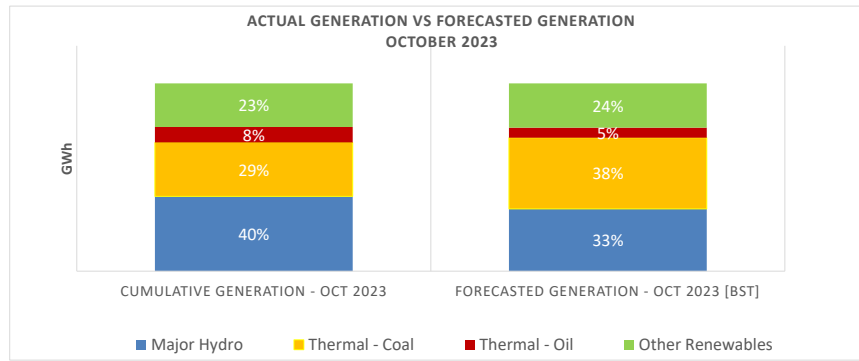
Unit Cost of Generation for the day : **15.62** LKR/kWh
 Total Generation Cost for the day: **551.2** Mn LKR

Fuel Prices

(as at 2nd Oct 2023)

	Price (LKR/Liter or LKR/kg)
Furnace	240.00
Coal	51.00
Naphtha	161.00
Auto Diesel	351.00





	Cumulative Generation - October 2023 [GWh]	Forecasted Generation [BST] - October 2023 [GWh]
Major Hydro	360	432
Thermal - Coal	259	494
Thermal - Oil	74	70
Other Renewables	210	307
Total	903	1303

Estimated Cost of Generation - October 2023 (Mn LKR)

Major Hydro	949.39 Mn LKR
Thermal - Coal	7058.43 Mn LKR
Thermal - Furnace Oil	4462.64 Mn LKR
Thermal - Diesel	402.04 Mn LKR
Thermal - Naphtha	903.47 Mn LKR
Wind - CEB	130.50 Mn LKR
Wind - IPP	277.14 Mn LKR
Solar - IPP - Ground Mounted	240.47 Mn LKR
Solar - Roof Top	1018.59 Mn LKR
Mini Hydro	1461.60 Mn LKR
Municipal Solid Waste	205.79 Mn LKR
Total Generation Cost (Oct)	17,110.06 Mn LKR
Average Unit Cost of Generation (Oct)	18.95 LKR/kWh