



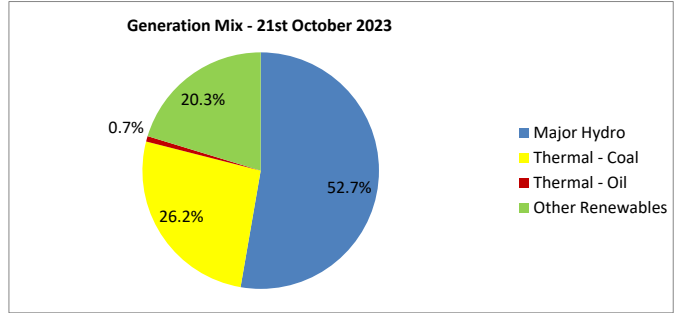
Daily Electricity Generation & Cost Report

21st October 2023



Daily Generation Mix - 21st October 2023

Plant Type	Generation (GWh)	Percentage
Major Hydro	20.61	52.7%
Thermal - Coal	10.26	26.2%
Thermal - Furnace Oil	0.27	0.7%
Thermal - Diesel	0.02	0.1%
Thermal - Naphtha	0.00	0.0%
Wind - CEB	0.09	0.2%
Wind - IPP	0.08	0.2%
Solar - IPP - Ground Mounted	0.62	1.6%
Solar - Roof Top	1.93	4.9%
Mini Hydro	4.86	12.4%
Municipal Solid Waste	0.36	0.9%
Total	39.09	



Note - Estimated generation from roof top solar, non-telemetered solar and mini hydro plants has been included in the above figures

Estimated Generation Cost : 21st October 2023

Plant Type	Energy Cost (LKR Mn)	Non Fuel Energy Cost (LKR Mn)	Capacity Cost (LKR Mn)	Total Cost of Generation (LKR Mn)	Energy Cost per Unit (LKR/kWh)	Non fuel Energy Cost per Unit (LKR/kWh)	Capacity Charge per Unit (LKR/kWh)	Cost of Electricity per Unit (LKR/kWh)
Major Hydro	0.0	0.0	43.6	43.6	0.00	0.00	2.12	2.12
Thermal - Coal	214.8	8.2	66.1	289.0	20.94	0.80	6.44	28.18
Thermal - Furnace Oil	14.6	6.1	55.3	76.0	53.89	22.48	204.24	280.61
Thermal - Diesel	5.0	1.8	14.8	21.7	239.81	86.26	706.00	1032.08
Thermal - Naphtha	0.0	1.2	5.3	6.5	0.00	0.00	0.00	0.00
Wind - CEB	0.0	0.0	5.9	5.9	0.00	0.00	68.98	68.98
Wind - IPP	1.1	0.0	0.0	1.1	13.99	0.00	0.00	13.99
Solar - IPP - Ground Mounted	12.0	0.0	0.0	12.0	19.43	0.00	0.00	19.43
Solar - Roof Top	46.3	0.0	0.0	46.3	23.99	0.00	0.00	23.99
Mini Hydro	66.4	0.0	0.0	66.4	13.67	0.00	0.00	13.67
Municipal Solid Waste	12.4	0.0	0.0	12.4	34.58	0.00	0.00	34.58
Total	372.6	17.2	191.1	581.0	9.53	0.44	4.89	14.86

Note -

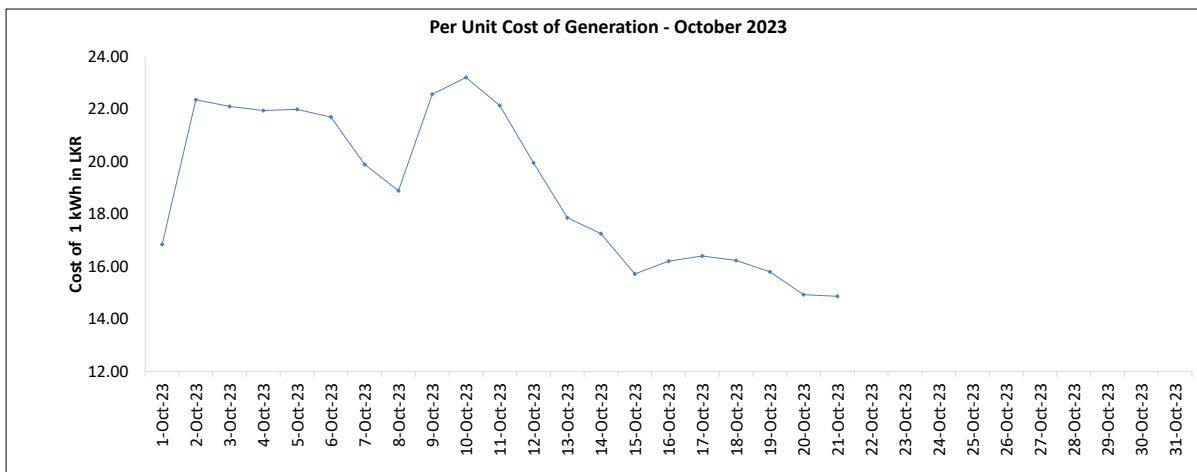
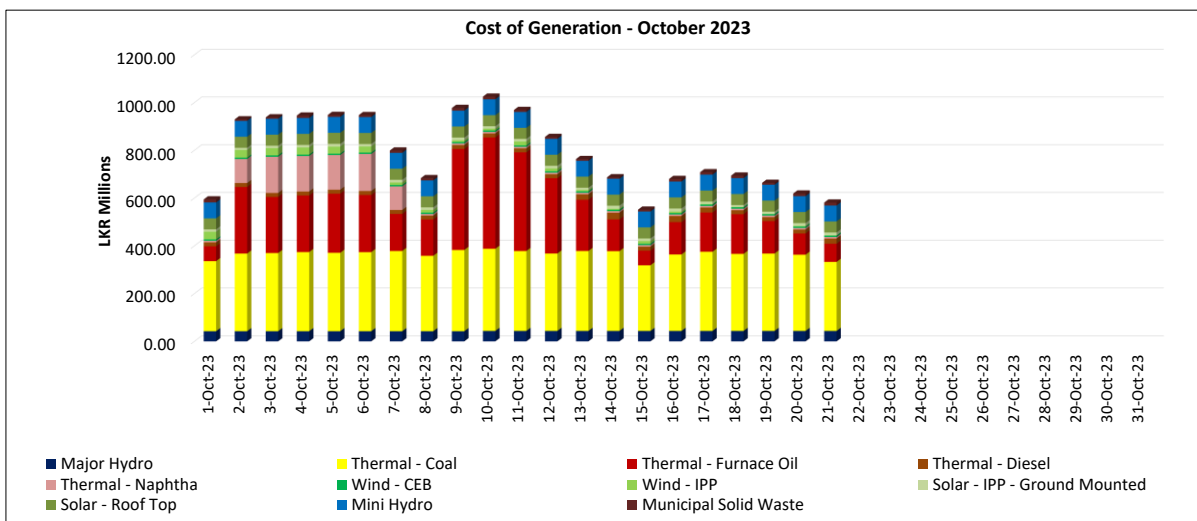
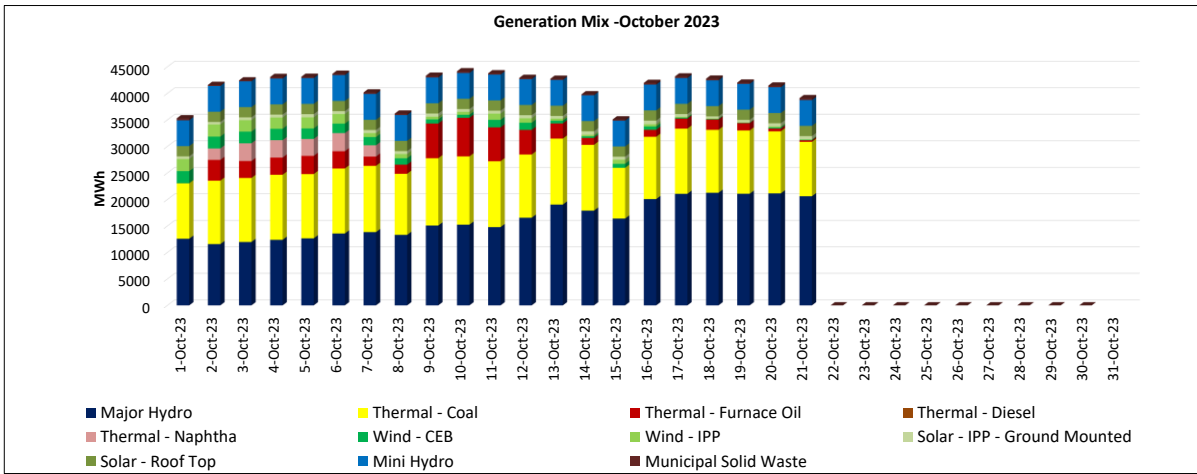
Start/Stop costs has been excluded in the calculation

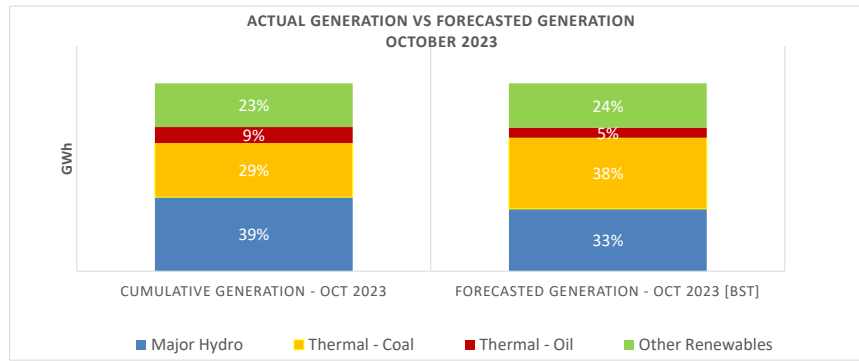
Unit Cost of Generation for the day : **14.86** LKR/kWh
 Total Generation Cost for the day: **581.0** Mn LKR

Fuel Prices

(as at 2nd Oct 2023)

	Price (LKR/Liter or LKR/kg)
Furnace	240.00
Coal	51.00
Naphtha	161.00
Auto Diesel	351.00





	Cumulative Generation - October 2023 [GWh]	Forecasted Generation [BST] - October 2023 [GWh]
Major Hydro	342	432
Thermal - Coal	249	494
Thermal - Oil	74	70
Other Renewables	202	307
Total	868	1303

Estimated Cost of Generation - October 2023 (Mn LKR)

Major Hydro	905.77 Mn LKR
Thermal - Coal	6780.96 Mn LKR
Thermal - Furnace Oil	4398.88 Mn LKR
Thermal - Diesel	385.40 Mn LKR
Thermal - Naphtha	896.99 Mn LKR
Wind - CEB	124.57 Mn LKR
Wind - IPP	275.98 Mn LKR
Solar - IPP - Ground Mounted	229.12 Mn LKR
Solar - Roof Top	972.29 Mn LKR
Mini Hydro	1395.16 Mn LKR
Municipal Solid Waste	193.69 Mn LKR
Total Generation Cost (Oct)	16,558.81 Mn LKR
Average Unit Cost of Generation (Oct)	19.08 LKR/kWh