



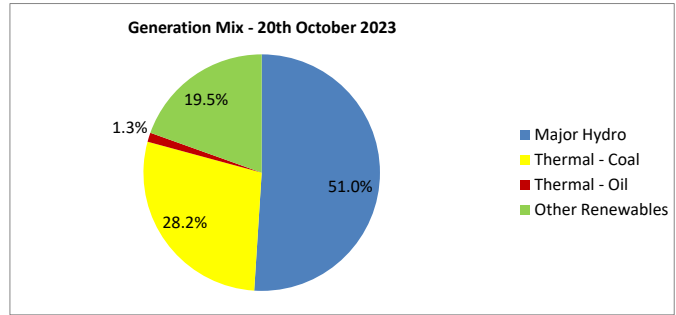
Daily Electricity Generation & Cost Report

20th October 2023



Daily Generation Mix - 20th October 2023

Plant Type	Generation (GWh)	Percentage
Major Hydro	21.15	51.0%
Thermal - Coal	11.70	28.2%
Thermal - Furnace Oil	0.52	1.3%
Thermal - Diesel	0.00	0.0%
Thermal - Naphtha	0.00	0.0%
Wind - CEB	0.19	0.5%
Wind - IPP	0.19	0.5%
Solar - IPP - Ground Mounted	0.61	1.5%
Solar - Roof Top	1.93	4.7%
Mini Hydro	4.86	11.7%
Municipal Solid Waste	0.31	0.8%
Total	41.47	



Note – Estimated generation from roof top solar, non-telemetered solar and mini hydro plants has been included in the above figures

Estimated Generation Cost : 20th October 2023

Plant Type	Energy Cost (LKR Mn)	Non Fuel Energy Cost (LKR Mn)	Capacity Cost (LKR Mn)	Total Cost of Generation (LKR Mn)	Energy Cost per Unit (LKR/kWh)	Non fuel Energy Cost per Unit (LKR/kWh)	Capacity Charge per Unit (LKR/kWh)	Cost of Electricity per Unit (LKR/kWh)
Major Hydro	0.0	0.0	43.6	43.6	0.00	0.00	2.06	2.06
Thermal - Coal	244.9	8.2	66.1	319.1	20.94	0.70	5.65	27.29
Thermal - Furnace Oil	27.5	6.0	55.3	88.8	52.85	11.48	106.07	170.41
Thermal - Diesel	0.0	1.8	14.8	16.6	0.00	0.00	0.00	0.00
Thermal - Naphtha	0.0	1.2	5.3	6.5	43.39	2301.54	10666.78	13011.72
Wind - CEB	0.0	0.0	5.9	5.9	0.00	0.00	31.06	31.06
Wind - IPP	2.7	0.0	0.0	2.7	13.99	0.00	0.00	13.99
Solar - IPP - Ground Mounted	11.9	0.0	0.0	11.9	19.43	0.00	0.00	19.43
Solar - Roof Top	46.3	0.0	0.0	46.3	23.99	0.00	0.00	23.99
Mini Hydro	66.4	0.0	0.0	66.4	13.67	0.00	0.00	13.67
Municipal Solid Waste	10.9	0.0	0.0	10.9	34.58	0.00	0.00	34.58
Total	410.6	17.1	191.0	618.8	9.90	0.41	4.61	14.92

Note -

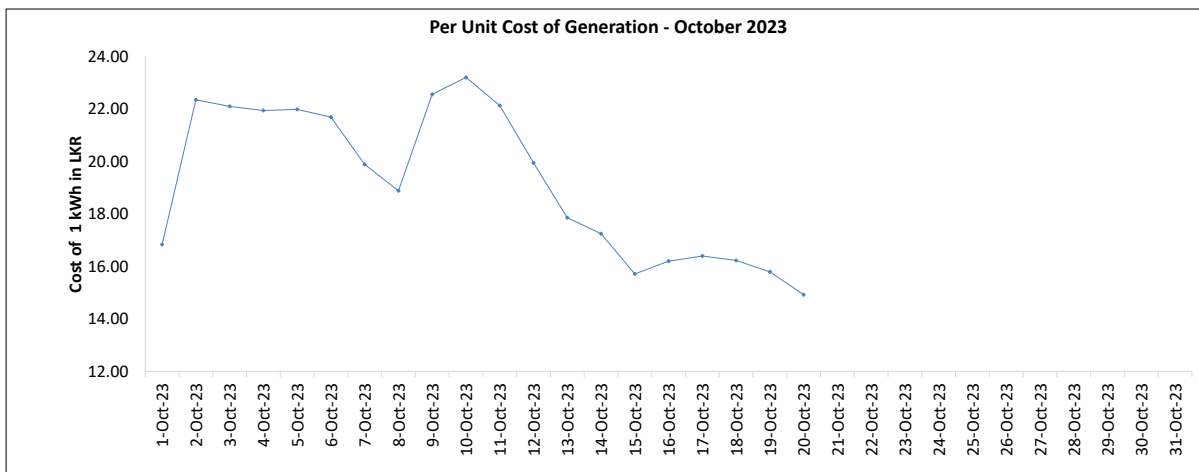
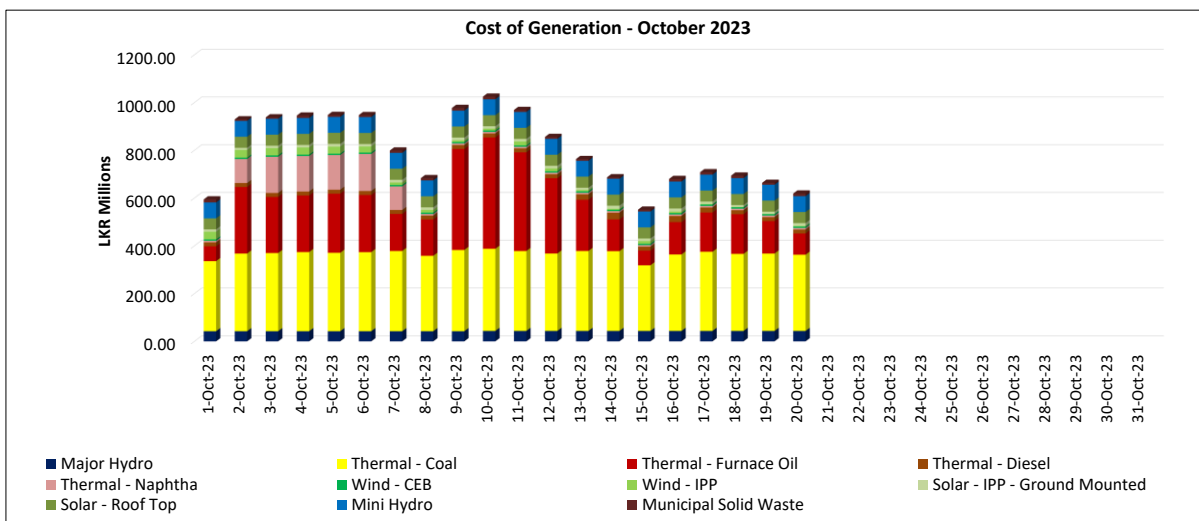
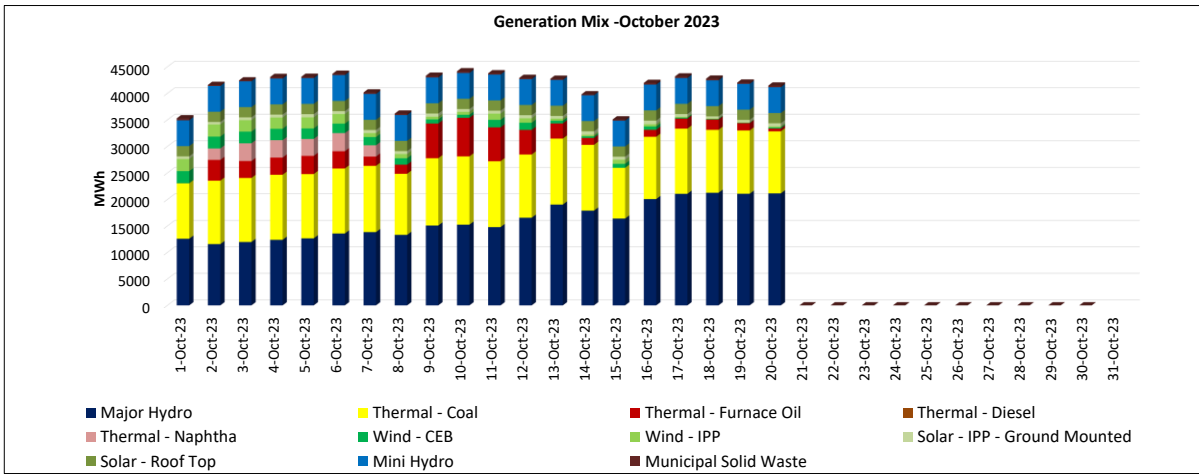
Start/Stop costs has been excluded in the calculation

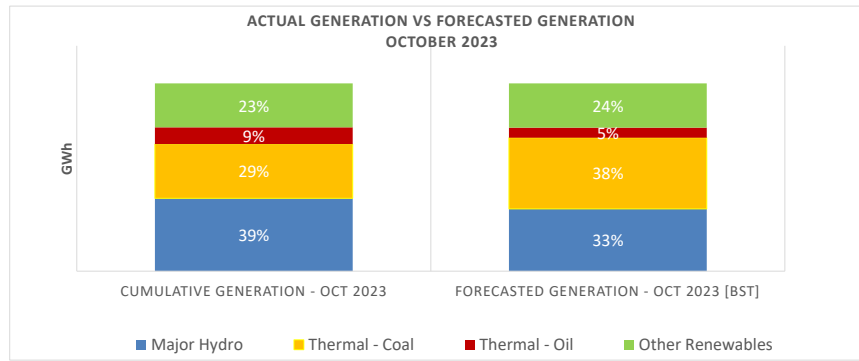
Unit Cost of Generation for the day : **14.92** LKR/kWh
 Total Generation Cost for the day: **618.8** Mn LKR

Fuel Prices

(as at 2nd Oct 2023)

	Price (LKR/Liter or LKR/kg)
Furnace	240.00
Coal	51.00
Naphtha	161.00
Auto Diesel	351.00





	Cumulative Generation - October 2023 [GWh]	Forecasted Generation [BST] - October 2023 [GWh]
Major Hydro	322	432
Thermal - Coal	239	494
Thermal - Oil	74	70
Other Renewables	194	307
Total	829	1303

Estimated Cost of Generation - October 2023 (Mn LKR)

Major Hydro	862.15 Mn LKR
Thermal - Coal	6491.95 Mn LKR
Thermal - Furnace Oil	4322.84 Mn LKR
Thermal - Diesel	363.73 Mn LKR
Thermal - Naphtha	890.51 Mn LKR
Wind - CEB	118.64 Mn LKR
Wind - IPP	274.88 Mn LKR
Solar - IPP - Ground Mounted	217.09 Mn LKR
Solar - Roof Top	925.99 Mn LKR
Mini Hydro	1328.72 Mn LKR
Municipal Solid Waste	181.31 Mn LKR
Total Generation Cost (Oct)	15,977.81 Mn LKR
Average Unit Cost of Generation (Oct)	19.28 LKR/kWh