



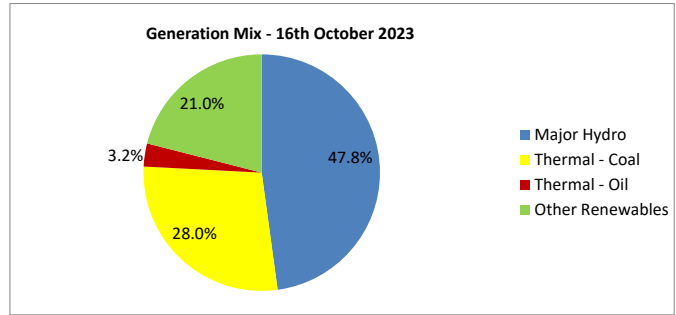
Daily Electricity Generation & Cost Report

16th October 2023



Daily Generation Mix - 16th October 2023

Plant Type	Generation (GWh)	Percentage
Major Hydro	20.08	47.8%
Thermal - Coal	11.74	28.0%
Thermal - Furnace Oil	1.29	3.1%
Thermal - Diesel	0.04	0.1%
Thermal - Naphtha	0.00	0.0%
Wind - CEB	0.62	1.5%
Wind - IPP	0.41	1.0%
Solar - IPP - Ground Mounted	0.69	1.6%
Solar - Roof Top	1.93	4.6%
Mini Hydro	4.86	11.6%
Municipal Solid Waste	0.31	0.7%
Total	41.97	



Note - Estimated generation from roof top solar, non-telemetered solar and mini hydro plants has been included in the above figures

Estimated Generation Cost : 16th October 2023

Plant Type	Energy Cost (LKR Mn)	Non Fuel Energy Cost (LKR Mn)	Capacity Cost (LKR Mn)	Total Cost of Generation (LKR Mn)	Energy Cost per Unit (LKR/kWh)	Non fuel Energy Cost per Unit (LKR/kWh)	Capacity Charge per Unit (LKR/kWh)	Cost of Electricity per Unit (LKR/kWh)
Major Hydro	0.0	0.0	43.6	43.6	0.00	0.00	2.17	2.17
Thermal - Coal	245.8	8.2	66.1	320.1	20.94	0.70	5.63	27.26
Thermal - Furnace Oil	71.8	7.5	56.3	135.6	55.66	5.80	43.71	105.18
Thermal - Diesel	8.9	1.8	14.8	25.5	254.64	51.76	423.60	730.00
Thermal - Naphtha	0.0	1.2	5.3	6.5	0.00	0.00	0.00	0.00
Wind - CEB	0.0	0.0	5.9	5.9	0.00	0.00	9.58	9.58
Wind - IPP	5.8	0.0	0.0	5.8	13.99	0.00	0.00	13.99
Solar - IPP - Ground Mounted	13.4	0.0	0.0	13.4	19.43	0.00	0.00	19.43
Solar - Roof Top	46.3	0.0	0.0	46.3	23.99	0.00	0.00	23.99
Mini Hydro	66.4	0.0	0.0	66.4	13.67	0.00	0.00	13.67
Municipal Solid Waste	10.8	0.0	0.0	10.8	34.58	0.00	0.00	34.58
Total	469.2	18.6	192.1	679.9	11.18	0.44	4.58	16.20

Note -

Start/Stop costs has been excluded in the calculation

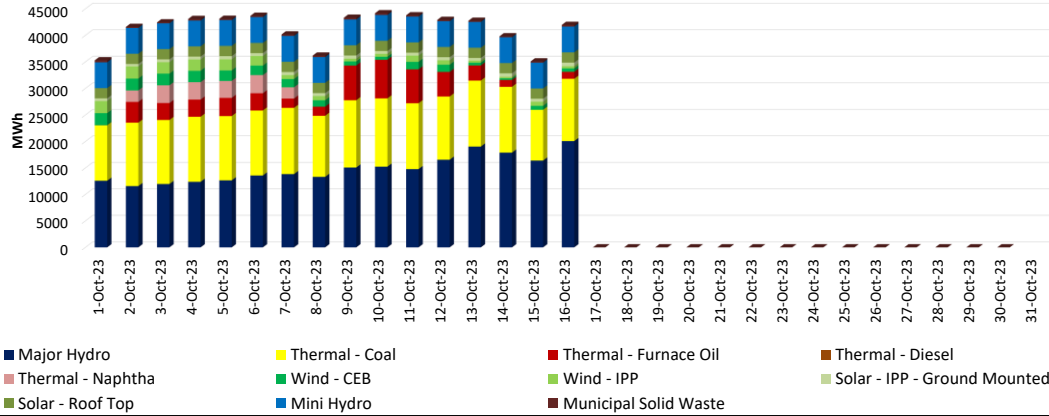
Unit Cost of Generation for the day : **16.20** LKR/kWh
 Total Generation Cost for the day: **679.9** Mn LKR

Fuel Prices

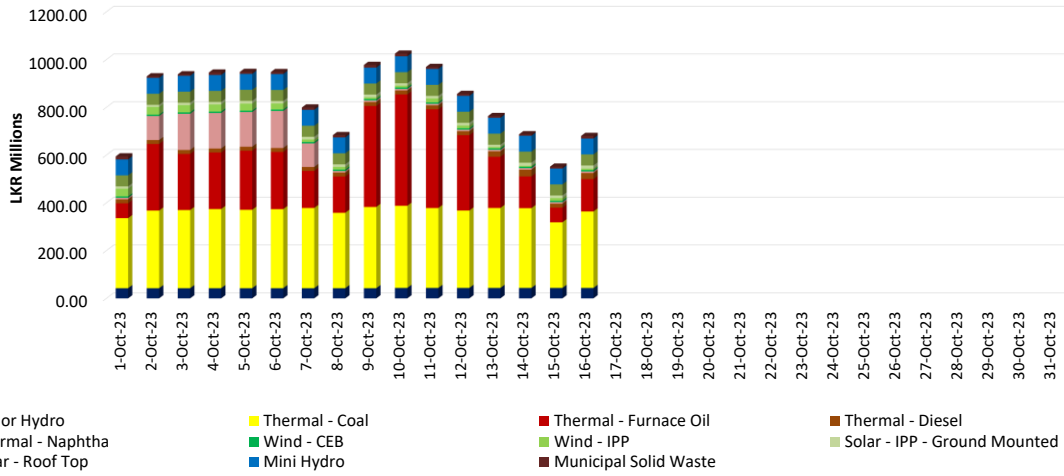
(as at 2nd Oct 2023)

	Price (LKR/Liter or LKR/kg)
Furnace	240.00
Coal	51.00
Naphtha	161.00
Auto Diesel	351.00

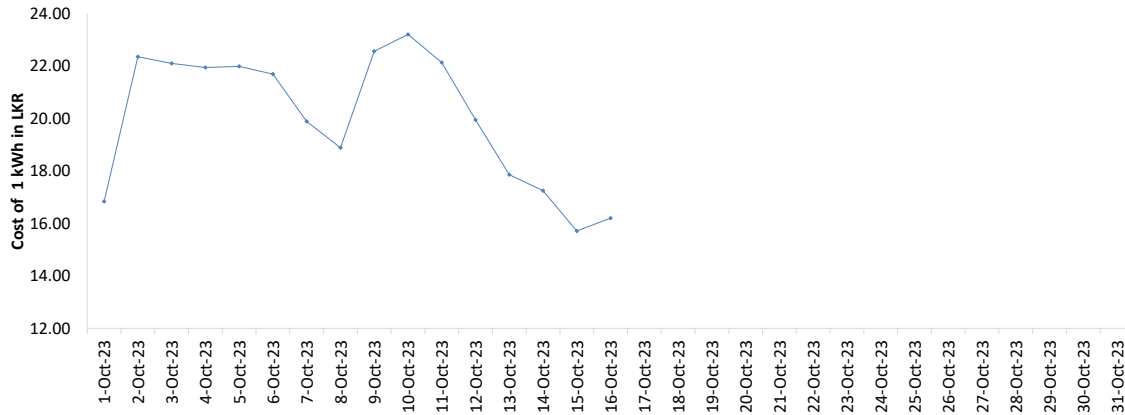
Generation Mix - October 2023

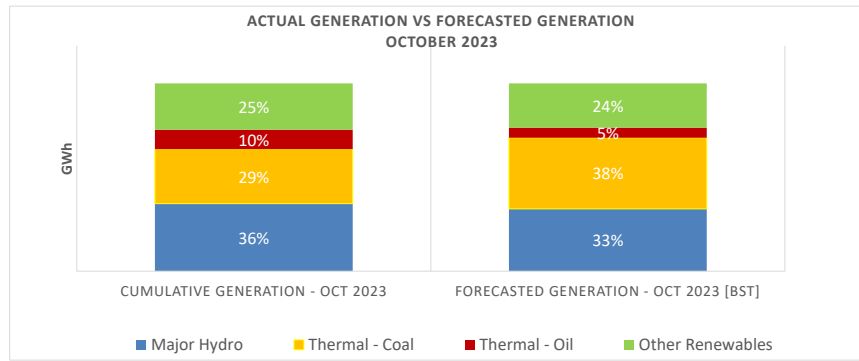


Cost of Generation - October 2023



Per Unit Cost of Generation - October 2023





	Cumulative Generation - October 2023 [GWh]	Forecasted Generation [BST] - October 2023 [GWh]
Major Hydro	237	432
Thermal - Coal	191	494
Thermal - Oil	68	70
Other Renewables	163	307
Total	659	1303

Cost of Generation - October 2023 (Mn LKR)

Major Hydro	687.68 Mn LKR
Thermal - Coal	5194.66 Mn LKR
Thermal - Furnace Oil	3767.73 Mn LKR
Thermal - Diesel	292.86 Mn LKR
Thermal - Naphtha	864.55 Mn LKR
Wind - CEB	94.91 Mn LKR
Wind - IPP	268.24 Mn LKR
Solar - IPP - Ground Mounted	177.10 Mn LKR
Solar - Roof Top	740.79 Mn LKR
Mini Hydro	1062.98 Mn LKR
Municipal Solid Waste	141.69 Mn LKR
Total Generation Cost (Oct)	13,293.20 Mn LKR
Average Unit Cost of Generation (Oct)	20.16 LKR/kWh